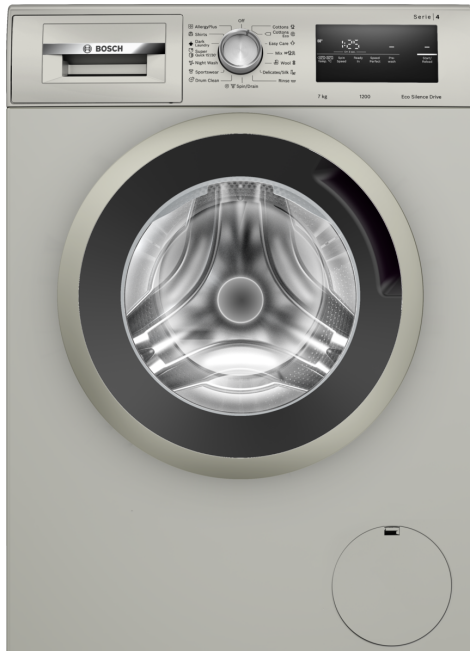


**Series 4, Frontloader Washing Machine, 7 kg, , Silver inox  
WAN24166ZA**



**Automatic washing machine with EcoSilence Drive™: quiet operation and durability that you can rely on.**

- **EcoSilence Drive™**: extremely energy-efficient and quiet in operation with a 10-year warranty.
- **Super Quick 30** is a convenient method of freshening up light-soiled laundry in 30 minutes
- **Speed Perfect**: perfectly clean in up to 65% less time
- .
- **Active Water Plus**: For highly efficient use of water even with smaller loads thanks to automatic load detection.
- **LED Display with end-or start-time delay of up to 24 hours.**

---

Maximum capacity in kg (EU 2017/1369):	7.0 kg
Built-in / Free-standing:	Free-standing
Door hinge:	Left
Color / Material body:	Silver inox
Length electrical supply cord:	160.0 cm
Height of the appliance:	848 mm
Dimensions of the product:	848 x 598 x 550 mm
Wheels:	No
Net weight:	68.3 kg
Drum volume:	55 l
Connection rating:	2300 W
Fuse protection:	10 A
Voltage:	220-240 V
Frequency:	50 Hz

---



- WMZ2200 Floor securing component  
 WMZ2381 Extension for cold water inlet /Aquastop  
 WMZPW20W Platform with pull-out, washer, cubic

## Series 4, Frontloader Washing Machine, 7 kg, , Silver inox WAN24166ZA

### Automatic washing machine with EcoSilence Drive™: quiet operation and durability that you can rely on.

- WAN24166ZA

#### Engine power/Consumption

- Energy Efficiency Class: A+++
- Load capacity: 1 - 7 kg
- Spin power / spin speed<sup>\*\*</sup>: 0 - 1200 U/min

#### Programmes

##### Options

- SpeedPerfect: perfectly clean in up to 65% less time. <sup>\*\*\*</sup>
- Touch control buttons

##### Comfort and Safety

- Reload function: Be flexible in adding laundry items even after start of the wash cycle.
- Large display for temperature, spin speed, remaining time, 24 h end time delay and load recommendation
- Usage meter: counts completed programmes
- Drum volume: 55 l
- Multiple water protection
- Fully electronic control dial for all wash- and special programs
- 3D AquaSpa wash system with cascade for faster water penetration
- Ferrite-BLDC
- BLDC with warranty
- ActiveWater Plus: for highly efficient use of water even with small loads thanks to automatic load detection.
- AntiVibration
- Foam detection system
- Safeguard monitoring system adjusts load distribution
- Buzzer to indicate the end of cycle
- Child Lock
- 30 cm-porthole, Silver-inox, black-grey with 180° opening door
- Metal door catch
- magnet with pull-open latch

##### General Information

- Slide-Under
- Dimensions (H x W): 84.8 cm x 59.8 cm
- Appliance depth: 55.0 cm
- Appliance depth with open door: 101.7 cm
- SpeedPerfect™: high performance programme which reduces wash cycle duration by up to 65%

<sup>3</sup> Weighted water consumption in litres per cycle (in programme Eco 40-60)

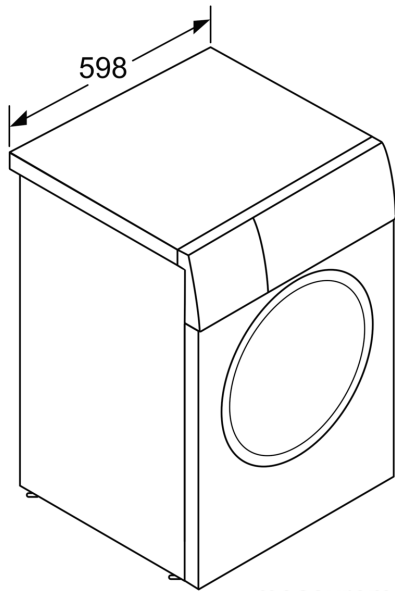
<sup>4</sup> Duration of programme Eco 40-60

<sup>\*\*</sup> Values are rounded.

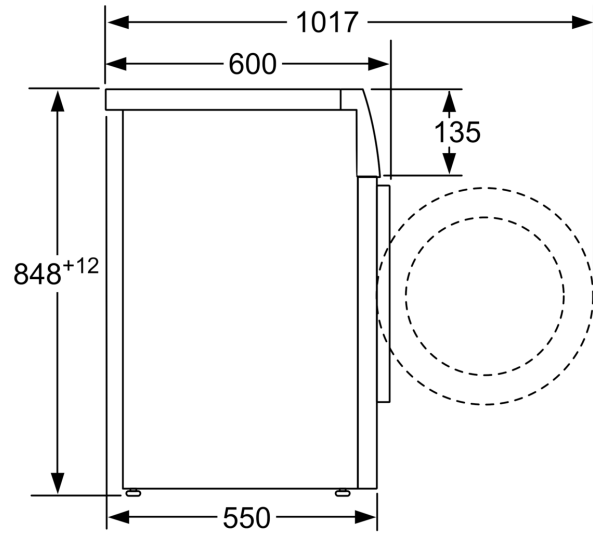
<sup>\*\*\*</sup> Comparison between the program duration of Easy-care 40°C and the program duration of Easy-care 40°C + activated Speed option

**Series 4, Frontloader Washing  
Machine, 7 kg, , Silver inox  
WAN24166ZA**

---



measurements in mm



measurements in mm