

iQ700, downdraft extractor, 90 cm, clear glass LD98WMM60B



HZ9VDSB1 90° flat duct bend horizontal, HZ9VDSB2 90° flat duct L vertical, HZ9VDSI0 Adapter round-flat, HZ9VDSI1 90° Adapter round-flat, HZ9VDSM1 Straight tube 500mm, HZ9VDSM2 Straight tube 1000mm, HZ9VDS51 Connector sleeve (female), LZ21WWB16 Clean Air Plus odor filter (replacement), LZ21WWI17 Clean Air Plus recirculation kit, LZ21WWJ12 Long Life recirculation kit, LZ21WWM11 Installation kit remote motor, LZ29WWY12 Mounting kit for seamless installation, LZ31WWX11 Flat duct adapt.round 90° DN150 Metal, LZ31XXX11 Aluflex pipe cyl. 150

The seamlessly designed glassdraftAir is only visible when in use, with an impressive performance thanks to the new Guided Air technology.

- ✓ Home Connect – The app that makes your hood work smarter.
- ✓ Excellent extraction performance from all cooking zones – powered by iQdrive and Guided Air technology.
- ✓ iQdrive motor - The quiet, high-performance motor ensures efficient removal of odours and steam.
- ✓ The power level and the light of your hood can be adjusted by your cooktop with the cookConnect system or via the Home Connect App.
- ✓ Flexible installation for optimal use of space – glassdraftAir system.

Typology: Downdraft
 Length electrical supply cord: 130.0 cm
 Min. required niche size for installation (HxWxD): 703mm x 854.0mm x 123mm mm
 Net weight: 38.4 kg
 Type of control: Electronic
 Number of speed settings: 3-stage + 2 intensive
 Max. air extraction: 519 m³/h
 Boost position output recirculating: 596 m³/h
 Max. recirculation: 456 m³/h
 Boost position air extraction: 833 m³/h
 Maximum Air flow: 519 m³/h
 Noise level: 62 dB(A) re 1 pW
 Diameter of air outlet: 150 mm
 Grease filter material: Washable stainless steel
 EAN code: 4242003907122
 Connection rating: 300 W
 Fuse protection: 10 A
 Voltage: 220-240 V
 Frequency: 50; 60 Hz
 Plug type: GB plug
 Installation typology: Built-in
 Delay Shut off modes: 10 min



iQ700, downdraft extractor, 90 cm, clear glass LD98WMM60B

- 90 cm wide
- The perfect unit (appliance) for installation in an island or Semi-island kitchen solution
- Suitable for ducted extraction and recirculation
- For recirculated extraction Clean Air Plus recirculation kit (accessory) needed

Design

- Glass straight extab.w.o.light
- not illuminated

Comfort

- Electronic controls via touch control
- The standard functions are located on the right-hand user interface
- touch control for extractor speeds and light
- 3-stage + 2 intensive
- Automatic reset facility from intensive to normal setting
- Intensive op. revert dur.: 6 min.
- 10 min.
- cooktop
- (with matching cooktop)
- fully automatic hood

Features

- Yes
- Removable metal grease filters, dishwasher safe
- grease- and charcoal filter
- The glass panel can be easily removed and cleaned

Connectivity

- Remote Monitoring and Control for connected home appliances and operation via smartphone or tablet (only in countries where Home Connect service is available)
- The Home Connect functionality can be extended by integrating numerous applications from external cooperation partners (partnerships)
- Voice Control enabled via popular voice assistants (only in countries where this service is available)
- interval function: available via Home Connect
- silence function: available via Home Connect

Performance

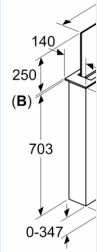
- Extraction rate according to DIN/EN 61591 ø 15 cm: max. Normal 519 m³/h Intensive 833 m³/h
- Extraction rate exhaust air according to EN 61591:
- max. normal use 519 m³/h, intensive 833 m³/h
- Maximum extraction 519 m³/h
- Ducted extraction rate according to DIN/EN 61591 max. 519 m³/h
- Noise max. Normal Level: 62 dB*
- With the Clean Air Plus recirculation kit (available as optional accessory) your appliances reaches:
- Extraction rate in recirculation mode: Max. normal use: 456 m³/h
- Intensive: 596 m³/h
- Noise level in recirculation mode: Max. normal use: 66 dB(A) re 1 pW
- Intensive: 71 dB(A) re 1 pW
- BLDC for Ventilation
- Max. extraction rate: 833 m³/h

Planning and installation information

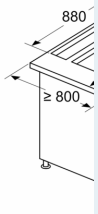
- Suitable for installation into 90 cm cabinet
- Extension height 250 mm
- Dimensions (HxWxD): 709 x 912 x 140 mm
- built-in dimensions (HxWxD): 703 x 854 x 123 mm
- 150 mm diameter pipe
- Electrical cable length 1.3 m
- Blower
- Please reference the built-in dimensions provided in the installation drawing
- no combination with gas hobs allowed

iQ700, downdraft extractor, 90 cm, clear glass LD98WMM60B

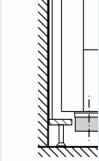
Measurement



Measurement: Combination Standard, top

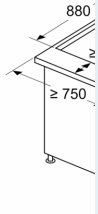


Planning rec (A)

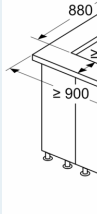


A: Exterior wa Standard inste the toe kick

Measurement Combination Seamless, to



Measurement Combination Seamless, to



Measurement Combination Standard, top

