

## iQ300, Wall-mounted Extractor Hood, 80 cm, clear glass black printed LC87KHM60



Angled extractor hood with outstanding design and high extraction rate for a powerful performance.

- ✓ LED light: For optimal visibility and atmosphere when cooking.
- ✓ The hood is expertly designed to be extremely quiet when being used (GERAEUS\_ABL\_ST\_3\_D\_150 db(A)).
- ✓ Thanks to touchControl the power level and the LED light can be selected directly.
- ✓ The intensive setting temporarily increases the extraction rate when kitchen vapour is especially intense, with automatic revert after INTENSIVSTUFENRUECKST\_DAUER

HZG9AS00S	Adapter
LZ00XP00	Long Life odor filter (replacement)
LZ10AKR00	Long Life recirculation kit (chimless)
LZ10AKS00	Long Life recirculation kit
LZ10AXK50	Chimney extension 1000 mm
LZ10AXL50	Chimney extension 1500 mm
LZ11AKB16	Clean Air Plus odor filter (replacement)
LZ11AKI16	Clean Air Plus recirculation kit
LZ11AKV16	Clean Air Plus recirc. kit (chimless)
LZ11AXC56	Clean Air Plus recirc. kit external
LZ11AXE61	Chimney standard black
LZ31XXB16	Clean Air Plus odor filter (replacement)

Typology:	Wall-mounted
Length electrical supply cord:	130.0 cm
Height of the appliance:	323 mm
Minimum distance above an electric hob:	450 mm
Minimum distance above a gas hob:	650 mm
Net weight:	19.9 kg
Type of control:	Electronic
Number of speed settings:	3-stages + intensive setting
Max. air extraction:	416 m³/h
Boost position output recirculating:	469 m³/h
Max. recirculation:	367 m³/h
Boost position air extraction:	700 m³/h
Maximum Air flow:	416 m³/h
Number of lights:	2
Noise level:	58 dB(A) re 1 pW
Diameter of air outlet:	120 / 150 mm
Grease filter material:	Washable aluminium
EAN code:	4242003760994
Connection rating:	263 W
Fuse protection:	10 A
Voltage:	220-240 V
Frequency:	50; 60 Hz
Plug type:	Gardy plug w/ earthing
Installation typology:	Wall-mounted



## iQ300, Wall-mounted Extractor Hood, 80 cm, clear glass black printed LC87KHM60

- Energy Efficiency Class: B\*
- Average Energy Consumption: 56.6 kWh/year\*
- Blower Efficiency Class: B\*
- Lighting Efficiency Class: B\*
- Grease Filtering Efficiency Class: C\*
- Noise max. Normal Level: 58 dB\*

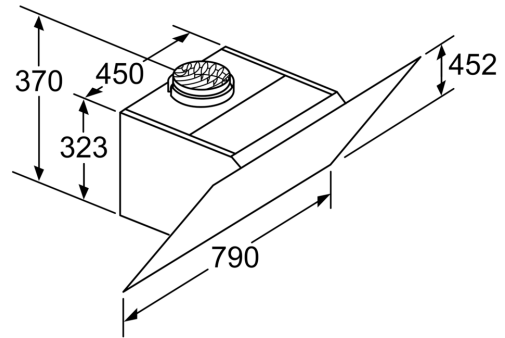
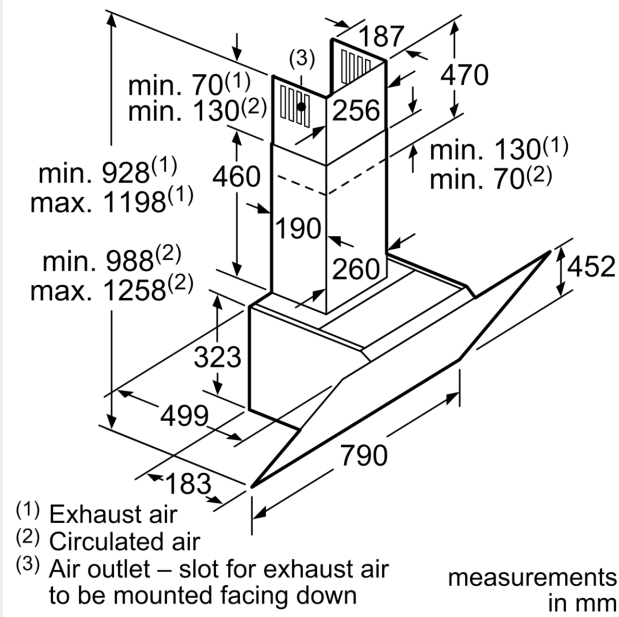
### Technical information:

- Chimney hood
- 80 cm
- black
- Glas plate: clear glass black printed
- Suitable for ducted extraction and recirculation
- In recirculation operation chimless use possible
- For recirculated extraction a recirculating kit or a CleanAir recirculation kit (accessory) is needed
- Designed for wall mounted installation
- touch control for extractor speeds and light
- Electronic controls
- touch control with Electronic display
- 3 speed control plus intensive setting via touch control
- Electronic controls via touch control with Electronic display
- 3 speed control plus intensive setting
- 2 capture areas: front side and bottom side
- Intensive op. revert dur.: 6 min.
- Easy to clean
- Twin channel high performance fan motor
- 2 x 1,5W LED
- Metal grease filter with side extraction
- Filter cover glass
- Removable metal grease filters, dishwasher safe
- Extraction rate according to DIN/EN 61591 ø 15 cm: max. Normal 416 m³/h Intensive 700 m³/h
- Extraction rate exhaust air according to EN 61591: max. normal use 416 m³/h, intensive 700 m³/h
- Noise level according to EN 60704-3 and EN 60704-2-13 exhaust air: Max. normal use: 58 dB(A) re 1 pW (45 dB(A) re 20 µPa sound pressure) Intensive: 67 dB(A) re 1 pW (54 dB(A) re 20 µPa sound pressure)
- Diameter pipe Ø 150 mm (Ø 120 mm enclosed)
- Max. extraction rate: 700 m³/h
- Extraction rate in recirculation mode: Max. normal use: 409 m³/h Intensive: 615 m³/h
- Noise levels in recirculation mode: Max. normal use: 65 dB(A) re 1 pW (53 dB(A) re 20 µPa sound pressure) Intensive: 75 dB(A) re 1 pW (62 dB(A) re 20 µPa sound pressure)
- Power rating: 263 W
- Dimensions exhaust air (HxWxD): 928-1198 x 790 x 499 mm

- Dimensions recirculating, chimney (HxWxD): 988-1258 x 790 x 499 mm
- Dimensions recirculating, chimless (HxWxD): 452 mm x 790 x 499 mm
- Dimensions recirculating with CleanAir module (HxWxD): 1118 x 790 x 499 mm - mounting with outer chimney 1188-1458 x 790 x 499 mm - mounting with telescopic chimney

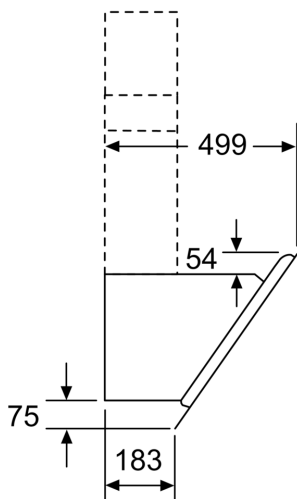
\* In accordance with the EU-Regulation No 65/2014

**iQ300, Wall-mounted Extractor Hood, 80 cm, clear glass black printed LC87KHM60**

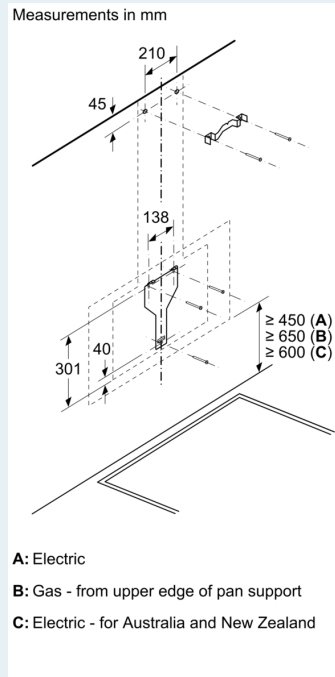


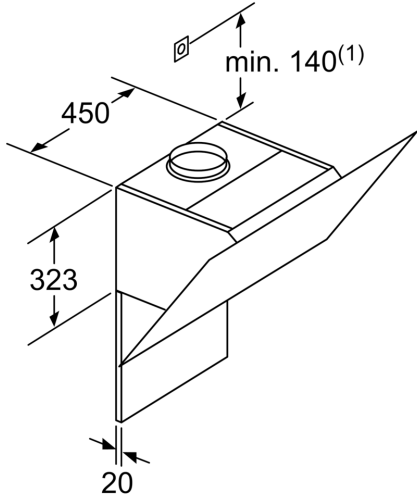
Appliance in circulated air mode without duct  
Circulated air set required

measurements in mm



measurements in mm





(1) Position of socket

Note the maximum thickness of the back panel.  
measurements in mm

