

**iQ500, Built-in Fridge, 82 x 60 cm,  
soft close flat hinge  
KU15RADF0Z**



1 x egg tray	
KF10ZAX0	Door panel with decor frame
KU20ZSX0	Attachment door, stainless steel

Built - in Refrigerator with 139 l gross capacity provides freshness for your fruit and vegetables thanks to Fresh Box.

- ✓ LED light – Even lighting throughout the fridge interior allows you to keep your food in view.
- ✓ softClosing: Your fridge door, always properly closed.
- ✓ Extra strong and easy-cleaning safety glass - safetyGlass shelves.

Energy Efficiency Class (Regulation (EU) 2017/1369): ..... F  
 Average annual energy consumption in kilowatt hour per year (kWh/a) (EU) 2017/1369: ..... 114 kWh/annum  
 Sum of volume of frozen compartments (EU 2017/1369): ..... 0 l  
 Sum of volume of chill compartments: ..... 137 l  
 Airborne acoustical noise emissions : ..... 38 dB(A) re 1 pW  
 Airborne acoustical noise emission class (EU 2017/1369): ..... C  
 Design: ..... Built-in  
 Number of compressors: ..... 1  
 Number of independent cooling systems: ..... 1  
 Width of the appliance: ..... 598 mm  
 Height: ..... 820 mm  
 Depth: ..... 548 mm  
 Net weight: ..... 34.6 kg  
 Min. required niche size for installation (HxWxD): .. 820 x 600 x 550 mm  
 Door panel options: ..... Possible but accessory  
 Door opening: ..... Right reversible  
 Number of Adjustable Shelves in fridge compartment: ..... 2  
 Shelves for Bottles: ..... No  
 Frost free system: ..... No  
 Interior ventilator: ..... No  
 Reversible Door Hinge: ..... Yes  
 Length electrical supply cord: ..... 230.0 cm  
 Connection rating: ..... 90 W  
 Fuse protection: ..... 10 A  
 Voltage: ..... 220-240 V  
 Frequency: ..... 50 Hz  
 Included accessories: ..... 1 x egg tray



## iQ500, Built-in Fridge, 82 x 60 cm, soft close flat hinge KU15RADF0Z

### Main Characteristics

- Gross capacity, total: 139 l
- Total net capacity: 137 litres
- Energy efficiency class: A++
- Noise level dB(A) re 1 pW: 38
- Dimensions: H 82 cm x L 59.8 cm x D 54.8 cm

### Fridge

- Net capacity refrigeration zone: 137 l
- Gross capacity cooling 139 l
- 2 vegetable containers
- 3 safety glass shelves of which 2 is height adjustable
- 3 door bins
- Selection <4°C +
- LED
- egg tray

### Comfort and Safety

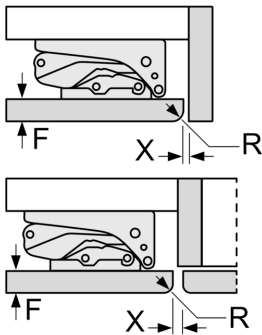
- no handle
- Door right hinged, reversible

### Technical Information

- Energy efficiency class: A++ (92 kWh per year). Actual energy consumption will depend on how the appliance is used and where it is located.
- Climate Class SN-ST
- Height adjustable front feet, roles in the back
- Connected load 90 W
- Rated Voltage 220 - 240 V
- Appliance Dimensions (H x W x D): 82.0 cm x 59.8 cm x 54.8 cm

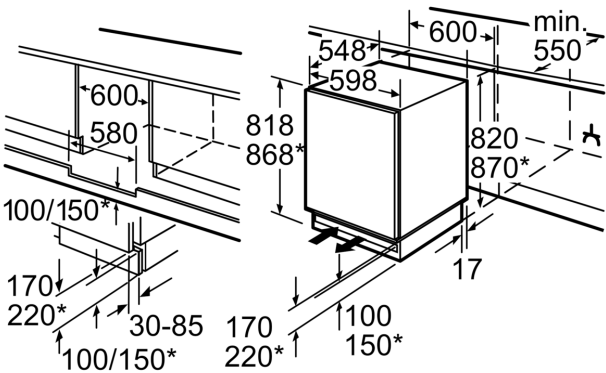
## iQ500, Built-in Fridge, 82 x 60 cm, soft close flat hinge KU15RADF0Z

measurements in mm  
Recommended gap dimensions for flat hinges



F	R	X
16-19	0-3	2.5
20	0-1	3
21	2-3	2.5
	0-1	3
22	2-3	2.5
	0	4
	1	3.5
	2-3	3

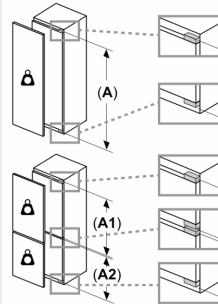
The gap dimensions recommended in the table must be adhered to in order to ensure that appliance doors do not collide with anything when they are opened, and to avoid causing damage to kitchen units.



\* variable base/substructure height

Space for electrical connection next to the appliance on the left or right-hand side.  
Ventilation space in the base.

measurements in mm



### Maximal permissible weight of the unit fronts

Fitted unit fronts that exceed the permissible weight may cause damage and result in functional impairment of the hinges

**A:** Weight

**A:** Appliance door height including hinges in mm

**B:** Undamped hinge, unit front in kg

**C:** Damped hinge, unit front in kg

**D:** Additional possible load in kg with heavy load kit

A	B	C	D
1500-1750	22	22	B+5 / C+5
720-1400	19	19	
A1	15	19	
A2	15	19	

