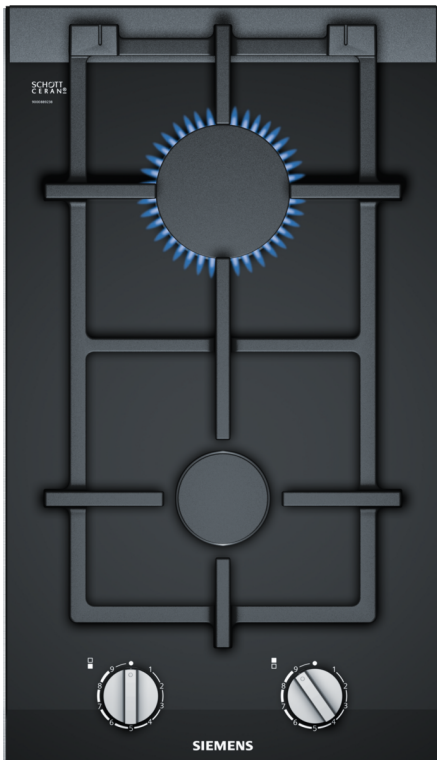


**iQ700, Domino Gas Hob, 30 cm,
Ceramic, Black
ER3A6BB70**



- HZ298105 Simmer plate
- HZ298114 Small pot support
- HZ394301 Connecting strip

Gas cooktop with stepFlame Technology for precise flame control in nine steps.

- ✓ stepFlame Technology: precise heat control with nine different flame steps.
- ✓ Dishwasher proof pan supports are extremely easy to remove and clean in the dishwasher. Cut down the time you spend cleaning the hob.
- ✓ High-quality materials and workmanship – continuous cast-iron pan supports.
- ✓ Design burner – extremely flat in comparison to standard burner.
- ✓ Extremely heat-resistant and easy to clean – the modern glass ceramic surface.

Product name/family: Vario/Domino gas hob w control
 Product name/family: Vario/Domino gas hob w control
 Design: Built-in
 Design: Built-in
 Type of heating: Gas
 Type of heating: Gas
 Total number of positions that can be used at the same time: 2
 Total number of positions that can be used at the same time: 2
 Min. required niche size for installation (HxWxD): 45 x 270 x 490-500 mm
 Min. required niche size for installation (HxWxD): 45 x 270 x 490-500 mm
 Width of the appliance: 302 mm
 Width of the appliance: 302 mm
 Dimensions: 47 x 302 x 520 mm
 Dimensions: 47 x 302 x 520 mm
 Dimensions of the packed product (HxWxD): ... 190 x 380 x 580 mm
 Dimensions of the packed product (HxWxD): ... 190 x 380 x 580 mm
 Net weight: 6.2 kg
 Net weight: 6.2 kg
 Gross weight: 7.1 kg
 Gross weight: 7.1 kg
 Residual heat indicator:yes
 Residual heat indicator:yes
 Location of control panel: Front
 Location of control panel: Front
 Basic surface material: Ceramic
 Basic surface material: Ceramic
 Color of surface: Black, Alu, brushed
 Color of surface: Black, Alu, brushed
 Color of frame: Black
 Color of frame: Black
 Length electrical supply cord: 100.0 cm
 Length electrical supply cord: 100.0 cm
 EAN code:4242003925669
 EAN code:4242003925669
 Gas connection rating: 4700 W
 Gas connection rating: 4700 W
 Fuse protection:3 A
 Fuse protection:3 A
 Voltage:220-240 V
 Voltage:220-240 V
 Frequency:50; 60 Hz
 Frequency:50; 60 Hz



iQ700, Domino Gas Hob, 30 cm, Ceramic, Black ER3A6BB70

Design

- ceramic glass surface, black
- Facette front, rear, side profiles, aluminium, brushed
- cast iron pan support
- BSH flat burner: elegant burner design with less pieces

Comfort & Convenience

- Step valve 9 steps: precisely adjust the flame in nine defined and repeatable levels.
- yes: clean without effort in the dishwasher.
- Sword Knobs: easily access knobs in front with strong grip for effortless turning.
- Ignition via control dials: just push and turn the knob to ignite the flame.

Burners and power

- 2 PC
- Center front: Standard burner up to 1.9 KW (depending on gas type)
- Center rear: High speed burner up to 2.8 KW (depending on gas type)

Safety

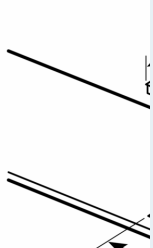
- Flame failure safety device: prevents unwanted gas flow when flame goes out.
- 2-fold: indicates which burner parts and pan supports are still hot.

Installation (gas types & measurements)

- Usable for: Nat gas L/LL G25/20mbar(DE)
- NG H/E 20mbar, E+ 20/25mbar Natural gas H 25 mbar (HU) Natural gas L 25 mbar (NL) Liquid gas G30,31 28-30/37mbar Liquid gas G30 37 mbar (PL) Liquid gas 50 mbar
- Factory set for connection to mains gas
- Nozzle set for LPG jets (28-30/37mbar) included. Nozzles for all other gas types can be ordered via the customer service. For nozzle change, please contact the customer service.
- Dimensions of the product (HxWxD mm): 47 x 302 x 520
- Required niche size for installation (HxWxD mm) : 45 x 270 x (490 - 502)
- Min. worktop thickness: 30 mm
- Power cord: 1 m
- Connected load: 4.7 KW

iQ700, Domino Gas Hob, 30 cm,
 Ceramic, Black
 ER3A6BB70

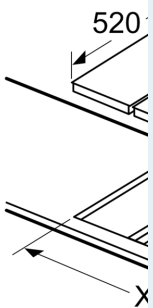
Measurements



L	X
302	874
392	964

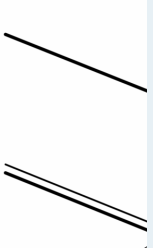
If two or more hobs are installed, two additional elements are required.

measurements



When installing a hob, two additional elements are required.

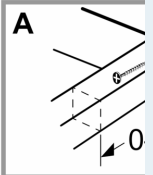
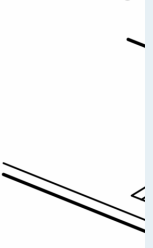
Measurements



L	X
302	572
392	662

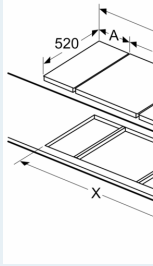
If two or more hobs are installed, two additional elements are required.

Measurements
Assembly

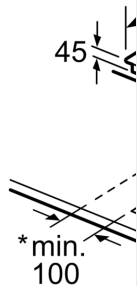


B: Depends on the hob model.

Measurements in mm
 Picture for the table cutout dimensions



1
2
3
4
5
6
7
8
9
10
11
12
13
14
15
16
17
18
19
20
21
22
23
24
25
26
27
28
29
30
31
32
33
34
35
36
37
38
39
40
41
42
43
44
45
46
47
48
49
50
51
52
53
54
55
56
57
58
59
60
61
62
63
64
65
66
67
68
69
70
71
72
73
74
75
76
77
78
79
80
81
82
83
84
85
86
87
88
89
90
91
92
93
94
95
96
97
98
99
100



- * Minimum clearance between the hob and the surrounding surface.
- ** Position of the hob relative to the surrounding surface.
- *** With fitted hob, see space requirements.