

iQ700, Built-in Fully Automatic Coffee Machine, Black, Removable water tank CT836LEB6



TZ80004B	Care set Coffee Machine
TZ80009N	Insulated milk container
TZ70003	1 Brita Filter for Coffee Machine
TZ80001A	10 Cleaning Tablets for Coffee Machine
TZ80001B	10 Cleaning Tablets for Coffee Machine
TZ80002A	3 Descaling Tablets for Coffee Machine
TZ80002B	3 Descaling Tablets for Coffee Machine
TZ80004A	Care set Coffee Machine

Built-in coffee center with Home Connect for perfect coffee indulgence with highest comfort.

- ✓ Fully automatic steam cleaning and optimal hygiene thanks to autoMilk Clean.
- ✓ ceramDrive: High-quality grinder made of wear-resistant ceramic
- ✓ coffeeSensor System: The intelligent grinder adapts to each bean variety and always grinds the perfect quantity
- ✓ Any drink at the touch of a button - prepare even two milk specialities at the same time with oneTouch DoubleCup.
- ✓ oneTouch Function: All coffee specialities at the touch of a button - no matter whether it's espresso, cappuccino or latte macchiato

Design: Built-in
Frothing nozzle: No
Display: Yes
Water protection system: No
Portion sizes: All cups
Dimensions: 455x594x385 mm
Dimensions of the packed product (HxWxD): ... 540 x 478 x 670 mm
Required niche size for installation (HxWxD): 449x558x356 mm
EAN code:4242003800171
Fuse protection: 10 A
Voltage:220-240 V
Frequency:50/60 Hz
Plug type: Gardy plug w/ earthing



iQ700, Built-in Fully Automatic Coffee Machine, Black, Removable water tank CT836LEB6

Flavour

- Innovative heating system "senso flow system"
- One-touch function for Cappuccino, Espresso macchiato, Latte macchiato, Caffè Latte, personalised milk mix beverage
- aromaDouble Shot - Extra strong coffee without compromise in aroma
- Beverage temperature adjustable individually: Coffee: 3 grades, Hot water: 4 grades
- Water Filter Brita intenza water filter: Improves the coffee's taste and prolongs the appliance's life

Convenience

- TFT display with interactive menu
- Coffee outlet yesheight-adjustable: Even 15cm high Latte Macchiato glasses fit underneath
- Cappuccino: Prepare two cups simultaneously for all coffee and milk specialities
- Removable 2.4 litre water tank
- early warning when bean container or water tank are close to empty
- Flexible milk solution: Decide for yourself if you prefer connecting the yes milk container or using any other container, e.g. a milk carton
- Short user manual always at hand inside appliance

Performance

- High-value ceramic grinding unit "silent ceram drive"
- yes: The grinding unit automatically adjusts to bean variety
- One-touch coffee milk specialities with especially fine-pored milk froth thanks to an innovative milk frother
- Reduced heating-up time: fastest first cup
- Water pump with 15 bar pressure
- Separate container for pre-grounded coffee
- 15.000 cup warranty: Consistently high appliance quality from the first cup to the 15,000th (valid for non-commercial use within 12 months)

Home Connect

- Discover the new way of controlling home appliances: by app. The Home Connect app allows you to access the appliance from anywhere - at home using WiFi, when away from home using the mobile phone network.
- Remote start: Select and configure beverages in the app, then remotely start the beverage preparation
- coffeeWorld: 15 additional international coffee specialties are available in the app - from Indian Kaapi to Vienna Melange to Colombian Cortado
- Coffee recipes: The app offers a variety of recipes involving coffee, which can be transferred to the appliance or a Home Connect capable oven - from Espresso Crème brûlée to saddle of venison with coffee crunches
- Coffee know-how: The app includes interesting knowledge around the topic coffee, e.g. bean varieties, harvesting methods or roasting

techniques

- User manual: A digital user manual is ready to hand at all times in the app
- Customer service: In case of technical problems, the A02 customer service is able to access the appliance virtually - if you want so
- Security: Security is of top priority at Home Connect. The Home Connect app has been tested and certified by TÜV IT. And the encrypted data transfer via Home Connect protocol protects against unauthorised access.
- The availability of the Home Connect functionality depends on the availability of Home Connect services in your country. Home Connect services are not available in every country – for further information please check www.home-connect.com

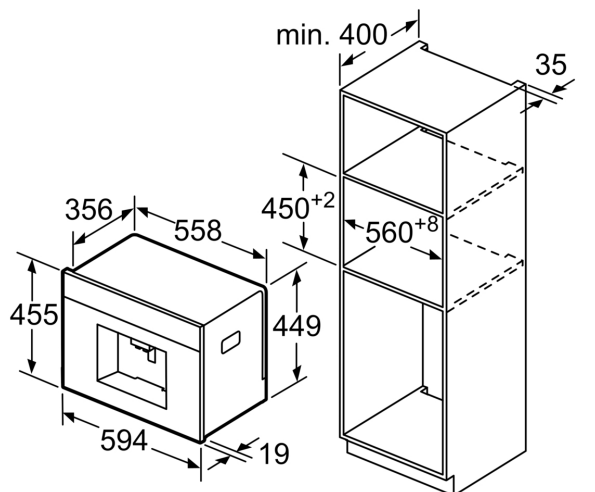
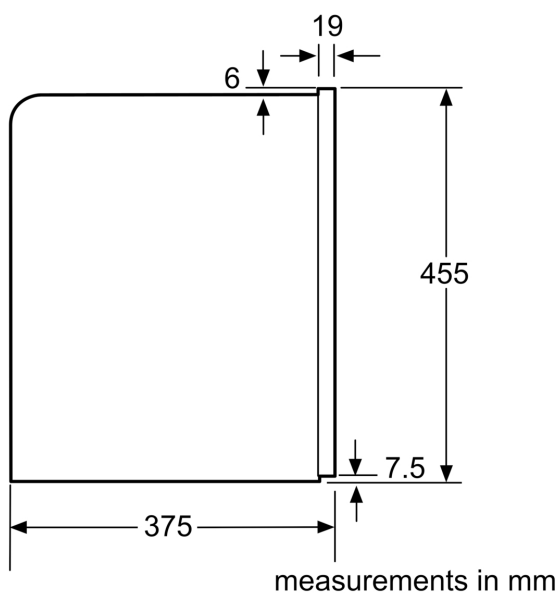
Hygiene

- steam blast: Fully-automatic steam cleaning of the milk system after every beverage
- All milk nozzle parts are easily removable, easy to clean & dishwasher-proof
- Automatic quick rinse programme when switched on or off
- Removable drip dish including container for coffee grounds
- Fully automatic descaling & cleaning programme
- Display of remaining cups before Decalcification, Cleaning, Change of water filter
- Containers for water, milk and coffee beans are easily accessible but hidden behind a door, so the kitchen always looks clean
- Bean container with aroma preserving lid for up to 500grams
- Adjustable grind settings (multilevel)
- Different display languages available
- child-proof lock: key lock preventing unintended brewing cycle
- Wattage: 1600 W

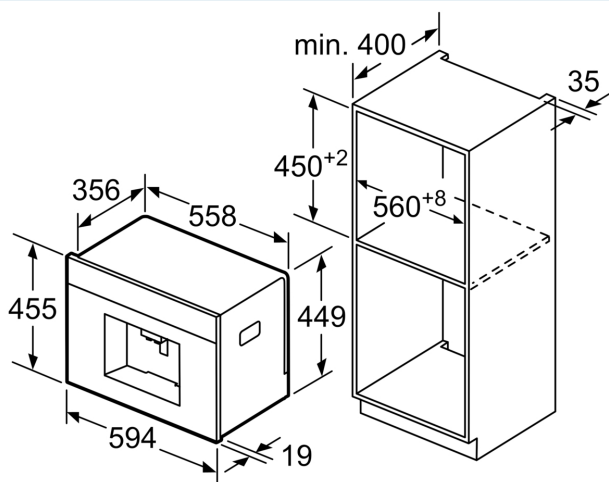
Accessories

- Separate milk container with thermally insulated aluminium housing (0.7 l volume)
- Included accessories: assembly screws, connection hose for milk frother, milk container (insulated), milk pipe, scoop, test strip, water filter cartridge
- Separately available accessories: cleaning tablets (TZ60001), descaling tablets (TZ60002), BRITA Intenza water filter (TZ70003), care set for fully-automatic espresso makers (TZ80004), insulated milk container (TZ80009N)

iQ700, Built-in Fully Automatic
Coffee Machine, Black,
Removable water tank
CT836LEB6

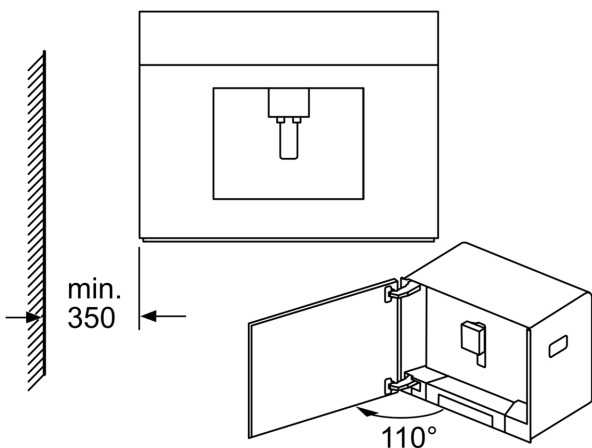


Bean and water containers
are removed from the front.
Recommended installation
height 95-145 cm.



Bean and water containers
are removed from the front.
Recommended installation
height 95-145 cm.

left corner installation



If using the 92° hinge limiter
(spare part no. 00636455),
the minimum distance to the wall
is only 100 mm.

