

**Series 8, Downdraft hood, 90 cm, Black
glass canopy
DDD97BM60B**



The downdraft module provides you with an open view into the kitchen and onto the hob with high extraction rate and also unnoticeably

- **Silent:** maximal extractor performance with little noise
- Flexible installation of the blower allows a maximum space inside the cabinet.
- **LED-Illumination:** The energy-saving lighting provides white and good lighting for the hob area.
- **Intensive speed setting:** removes strong kitchen odours especially quickly and effectively.

Technical Data

Typology : Downdraft

Length electrical supply cord : 150 cm

Min. required niche size for installation (HxWxD) : 738mm x 844.0mm x 104mm mm

Net weight : 35.3 kg

Type of control : Electronic

Number of speed settings : 3-stage + 2 intensive

Max. air extraction : 530 m³/h

Boost position output recirculating : 500.0 m³/h

Max. air recirculation : 452 m³/h

Boost position air extraction : 750 m³/h

Number of lights : 1

Noise level : 62 dB(A) re 1 pW

Diameter of air outlet : 150 mm

Grease filter material : Washable aluminium

Odour filter : No

Operating Mode : Convertible

Delay Shut off modes : 10 min

Optional accessories : DSZ9ID0M0, DSZ9ID0P0, DSZ9ID0Q0

Grease filter type : Kassette

Connection Rating : 317 W

Fuse protection : 10 A

Voltage : 220-240 V

Frequency : 50 Hz

Plug type : GB plug

Installation typology : Built-in

Material body : Glass, Stainless steel

Plug type : GB plug

Dimensions of the product, with chimney (if exists) (in) : / x x

Dimensions of the packed product : 17.04 x 38.11 x 39.56

Net weight : 78.000 lbs

Gross weight : 113.000 lbs

Motor location : Integrated motor in hood body

No-return airflow flap : No

Length electrical supply cord : 150 cm

Dimensions of the product, with chimney (if exists) : x 918.0 x 268.0 mm

Dimensions of the packed product (HxWxD) : 433 x 968 x 1005 mm

Net weight : 35.3 kg

Gross weight : 51.1 kg



Series 8, Downdraft hood, 90 cm, Black glass canopy DDD97BM60B

The downdraft module provides you with an open view into the kitchen and onto the hob with high extraction rate and also unnoticeably

Performance

- 3 speeds plus 2 intensive
- Extraction rate according to EN 61591 ø 15 cm: max. Normal use 530 m³/h Intensive 750 m³/h
- Extraction rate in recirculation mode:
Max. normal use: 452 m³/h
Intensive: 500 m³/h
- Noise level according to EN 60704-2-13 exhaust air: Max. normal use: 62 dB(A) re 1 pW Intensive: 67 dB(A) re 1 pW
- Noise levels in recirculation mode: Max. normal use: 72 dB(A) re 1 pW Intensive: 75 dB(A) re 1 pW

Design

- black with glass canopy
- 92 cm Downdraft, black
- TouchControl

Comfort

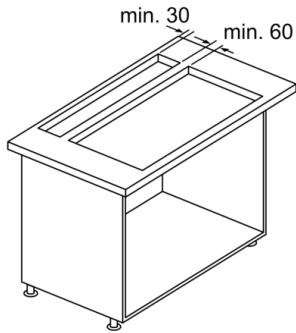
- Extension height 300 mm
- Automatic 10 minutes after running
- Capacitor motor
- lighting via 1 x 7W LED-module
- RimVentilation
- Metal grease fliter, dishwasher safe
- Saturation indicator for grease fliter and odor fliter
- Energy Efficiency Class: A (at a range of energy efficiency classes from A+++ to D)

Technical information

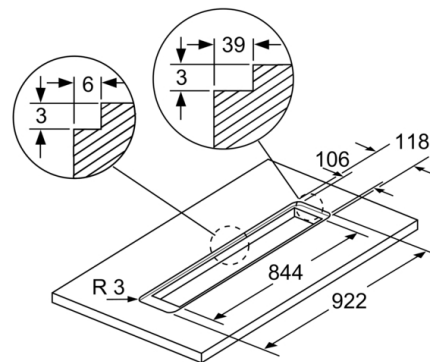
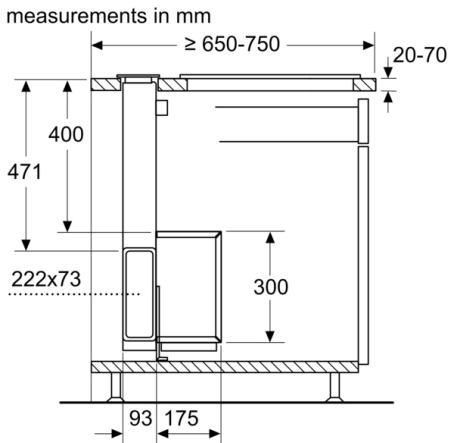
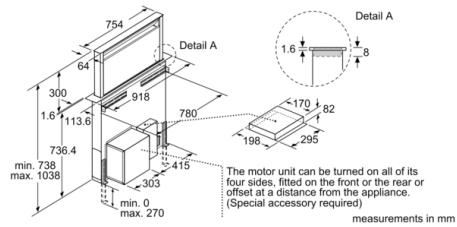
- Suitable for ducted or re-circulated extraction
- For recirculated extraction standard recirculation kit (accessory) needed
- Dimensions recirculating (HxWxD): 738 - 1038 x 918 x 268 mm
- Dimensions exhaust air (HxWxD): 738 - 1038 x 918 x 268 mm
- In recirculation mode no combination with gas cooktops allowed.
- Power rating: 317 W

**Series 8, Downdraft hood, 90 cm, Black glass canopy
DDD97BM60B**

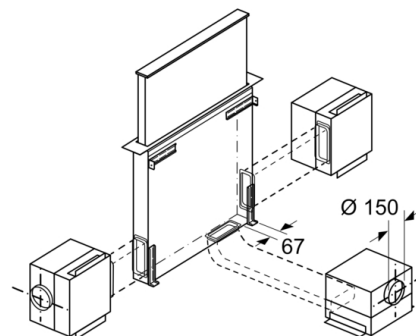
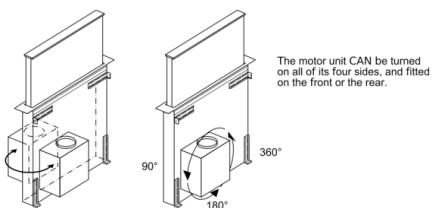
Combination with electric hob



For use with gas hob see drawing
"Combination with gas hob".
measurements in mm



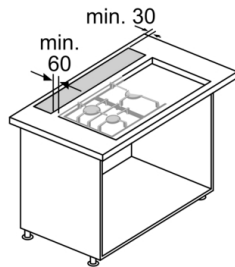
For flush installation in stone and granite
work surfaces
measurements in mm



The motor unit can be fitted at
a maximum distance of three metres
from the appliance.
(Special accessory required)

**Series 8, Downdraft hood, 90 cm, Black glass canopy
DDD97BM60B**

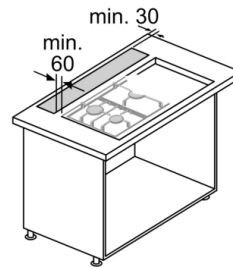
Combination with gas hob 75 cm



Use with gas hob only possible
in air extraction mode.
Total maximum output: 11.9 kW
Maximum output of wok 4.2 kW.
Total maximum output of rear hobs: 4.7 kW

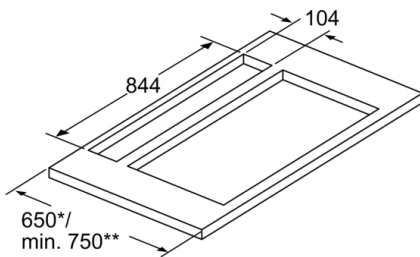
measurements in mm

Combination with gas hob 90 cm



Use with gas hob only possible
in air extraction mode.
Total maximum output: 13.7 kW
Maximum output of wok 6 kW.
Total maximum output of rear hobs: 4.7 kW

measurements in mm



Only install one side of the appliance at
least 50 mm from a high-sided unit or a wall.

* 650 mm depth only in combination with
slim hobs.

** min. 750 mm for hobs with 500 mm
cut-out depth. measurements in mm