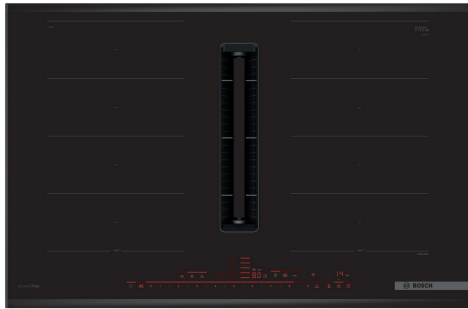


Series 8, Induction hob with integrated ventilation system, 80 cm, surface mount with frame PXX895D66E



1 x wireless temperature sensor for cooktop, 1 x Slider for unducted recirculation, 1 x Clean Air Plus odor filter

HEZ9FF040	Flex Pan set, 4 pcs.
HEZ9SE030	Set of 2 pots and 1 pan
HEZ9SE040	4 pieces Set
HEZ9SE060	6 pieces Set
HEZ9VDKR0	Recirculation kit 2 L-bow (70cm)
HEZ9VDKR1	Recirculation kit S and L-bow (60cm)
HEZ32WA00	Wireless food thermometer
HEZ390522	Griddle Plate

The induction hob with integrated ventilation module: combines best induction with best ventilation technology for perfect results.

- **DirectSelect Premium:** direct, simple selection of the desired cooking zone, power and additional functions.
- **FlexInduction:** more flexibility on your hob for large pots and pans.
- **PerfectAir sensor:** automatic control of settings for maximal extractor performance with minimal noise.
- **PerfectCook:** prevents overcooking and boiling over by precise controlling the cooking temperature.
- **PerfectFry:** no more worries about scorching.

Product name/family: Cooking zone ceramic
 Built-in / Free-standing: Built-in
 Energy input: Electric
 Total number of positions that can be used at the same time: 4
 Required niche size for installation (HxWxD): 223 x 750-750 x 490-490 mm
 Width of the appliance: 816 mm
 Dimensions: 223x816x527 mm
 Dimensions of the packed product (HxWxD): 430x950x660 mm
 Net weight: 28.3 kg
 Gross weight: 33.0 kg
 Residual heat indicator: Separate
 Location of control panel: Front
 Basic surface material: Ceramic
 Color of surface: Black
 Length electrical supply cord: 110 cm
 Sealed Burners: No
 heating with booster: All
 Power of 2nd heating element (kW): 3300.0 W
 Number of speed settings: 17-stage + 2 intensive
 Max. air extraction: 500 m³/h
 Boost position output recirculating: 595.0 m³/h
 Max. air recirculation: 499 m³/h
 Boost position air extraction: 622 m³/h
 Noise level: 69 dB(A) re 1pW
 Odour filter: No
 Clean filter reminders: Yes
 Voltage: 220-240/380-415 V
 Frequency: 50-60 Hz
 Included accessories: 1 x wireless temperature sensor for cooktop, 1 x Slider for unducted recirculation, 1 x Clean Air Plus odor filter



Series 8, Induction hob with integrated ventilation system, 80 cm, surface mount with frame PXX895D66E

The induction hob with integrated ventilation module: combines best induction with best ventilation technology for perfect results.

- 80 cm: space for 4 pots or pans.

Flexibility of cooking zones

- 2 Flex zones: use cookware of any shape or size anywhere within the 40cm long zone.
- Cooking zone front left: 200 mm, 240 mm, 2.2 KW (max. power 3.7 KW)
- Cooking zone rear left: 200 mm, 240 mm, 2.2 KW (max. power 3.7 KW)
- Cooking zone rear right: 200 mm, 240 mm, 2.2 KW (max power 3.7 KW)
- Cooking zone front right: 200 mm, 240 mm, 2.2 KW (max. power 3.7 KW)

Usage convenience

- DirectSelect Premium touch control digital panel: directly control the power on the extra large illuminated touch bar (invisible when switched off).
- Variable 17-stage power settings for each zone: precisely adapt the heat with 17 power levels (9 main levels and 8 intermediate levels).
- Keep warm function: keep dishes warm at preset low power level.
- Switch off timer for every cooking zone
- : switches off the cooking zone at the end of the time set (e.g. for boiled eggs).
- Timer
- : an alarm sounds at the end of the time set (e.g. for pasta).
- Count-up timer
- : shows how much time has passed since starting the timer (e.g. for potatoes).

Time saving & efficiency

- Boost function for all zones: boil water more quickly thanks to 50% more energy than at the highest standard level.
- All: heat up pans more quickly than at the highest standard level while protecting the pan coating.
- 3-steps: increase or decrease the power level simply by moving the pot forwards or backwards.
- yes: when moving a pot to a different cooking zone, transfer all previous settings to the new zone at the touch of a button.
- When moving a pot on the Flex zone, the settings adjust instantly and the cooking zone adapts to the size of the cookware
- yes: when switched on, the hob automatically selects the Flex cooking zone on which a new cookware is placed.
- QuickStart Function: when switching on, the hob automatically selects the cooking zone with cookware (placed in off-mode).
- ReStart Function: in case of unintentional switch-off, restore all previous settings by switching on the hob again within 4 seconds.

Cooking assistance

- 1 wireless sensor probe: prevents overboiling of pots with the automatic temperature regulation of the pot-attached sensor.
- 5 frying and 5 cooking levels: prevents scorching with the automatic temperature regulation of the integrated sensor.
- Dish assistant: easily find the right temperature setting for a certain dish via the home connect app.

Connectivity

- Remote Monitoring and Control: check if the hob is switched off even when not at home, and find recipes or additional functions in the Home Connect app.

Design

- BO TopDesign, AccentLine, black anodized

Safety

- 2 stage residual heat indicator: indicates which cooking zones are still hot or warm.
- Childproof lock: prevent unintended activation of the hob.
- Wipe protection function: wipe overboiled liquids without unintentionally changing settings (blocking all touch buttons for 30 seconds).
- Main on/off switch: switch off all cooking zones at the touch of a button.
- Safety switch-off: for safety reasons, heating stops after a preset time without interaction (customizable).
- yes: shows the electricity consumption of the last cooking process.

Installation

- Dimensions of the product (HxWxD mm): 223 x 816 x 527
- Required niche size for installation (HxWxD mm) : 223 x 750 x (490 - 490)
- Min. worktop thickness: 16 mm
- Connected load: 7.4 KW
- PowerManagement Function: limit the maximum power if needed (depends on fuse protection of electric installation).
- Power cord: 1.1 m, loose insert in packaging

Accessories

- Clean Air Plus odor filter, Slider for unducted recirculation, wireless temperature sensor for cooktop included
- Installation into 60 cm floor cupboard possible

Integrated ventilation downdraft system

- Induction cooktop with fully integrated high-performance downdraft extractor.
- Suitable for ducted or recirculated extraction configuration (incl. differentiated software modes). Installation accessories for unducted recirculation, among these four Clean Air Plus odour filters and a telescopic slider element, are included in the cooktop. Accessories for other installation options are available, details in the planning notes.
-
- Aesthetically integrated fully flush air intake design with floating, heat resistant glass ceramics element for free movement and placement of cookware.
- Ventilation system with 17 electronically controlled fan power levels and 2 Boost-/Intensive fan power levels (with automatic revert) via DirectSelect Premium touch control digital panel user interface. Sensor-based, smart, fully automatic mode of ventilation system:
- - Automatic switch-on of ventilation system when a cooking zone is used.
- - Fully-automatic based on AQS :Sensor-based and cooktop-based, fully-automatic adjustment of power levels via advanced algorithm

for maximum convenience.

- 3 possible sensitivity modes of algorithm for maximum convenience (Low-noise oriented, balanced, performance-oriented).
- Automatic delayed shut-off after cooking to erase residual odors after cooking (in specific ultra low-noise fan level, 12min in ducted extraction, 30min in recirculated extraction, can be shut-off manually).
- Manual control possible via DirectSelect Premium touch control digital panel.
- High-performance, low-noise blower with energy-efficient BLDC-technology. High extraction rates at very low noises with pleasant noise frequencies through psycho-acoustically and aerodynamically optimized interior with enclosed, non-visible blower. Highly pressuredrop resistant even with longer and more complex ductings.
- Easy-to-detach and easy-to-clean grease filter and liquid collector unit:
 - Convenient one-hand removal of unit via floating glass ceramics handle.
- Integrated, large-scale, high performance stainless-steel grease filters with 12 filtration layers and one black top layer for enhanced aesthetical integration. Grease filtration efficiency of 94 %.
- All parts of the unit are easy-to-clean, fully dishwasher safe and heat resistant.
- (Upper) Liquid collector unit with 200ml of capacity for standard accidental spillages or cooking condensate.
- Powerful drainage system for spillages that exceed 200ml of liquids.
- Liquid safety collector with additional capacity of 700ml for more severe accidental situations. Dishwasher safe. Easily accessible and detachable from below.
- Overall capturing capacity of 900ml (200ml + 700ml).
- Watertight blower system.
- Ventilation system performance:
 - Extraction performance in ducted extraction (according to EN 61591): min. normal setting 154 m³/h , max. normal setting 500 m³/h , max. Boost-/Intensive setting 622 m³/h .
 - Extraction performance in recirculated extraction (according to EN 61591): min. normal setting 132 m³/h , max. normal setting 499 m³/h , max. Boost-/Intensive setting 595 m³/h.
 - Noise level in ducted extraction (Sound power level according to EN 60704-3): min. normal setting 42 dB re 1 pW, max. normal setting 69 dB re 1 pW, max. Boost-/Intensive setting 74 dB re 1 pW.
 - Noise level in recirculated extraction (Sound power level according to EN 60704-3.): min. normal setting 41 dB re 1 pW, max. normal setting 68 dB re 1 pW, max. Boost-/Intensive setting 72 dB re 1 pW.
- Grease filter efficiency (according to EN 61591) 94 %.
- Consumption data and energy efficiency (according to Regulation (EU) No 65/2014):
 - Energy Efficiency Class: B (at a range of energy efficiency classes from A+++ to D).
 - Fluid Dynamic Efficiency: A .
 - Average energy consumption: 57 .
- Grease filtration efficiency class: B .
- Noise min. normal setting & max. normal setting: 42 dB & 69 dB .
- For recirculation configuration: 2 x 2 battery of directly integrated, high-performance Clean Air Plus odour filters.
- Optimized odor reduction performance for cooking applications

with complex odor molecules (e.g. fish).

- Large scale filter surface with high odor reduction capabilities.
- Anti-pollen functionality: The filter retains an extremely high amount of airborne pollen and deactivates allergens which are retained by the filter.
- Lifetime of 6-12 months (non-regenerative).
- Low-noise filters with optimized psycho-acoustics.
- Easy-to-access and easy-to-remove from above.
- Saturation indications for Clean Air Plus odour filter via user interface notification and via the Home Connect app with a convenient replenishment re-order option (replenishment Clean Air Plus odour filter set HEZ9VRCR1).
- For ducted extraction configuration: 2 x 2 Battery of directly integrated, high-performance low-noise acoustic filters for significantly lower noise and improved psycho-acoustics.

Planning notes

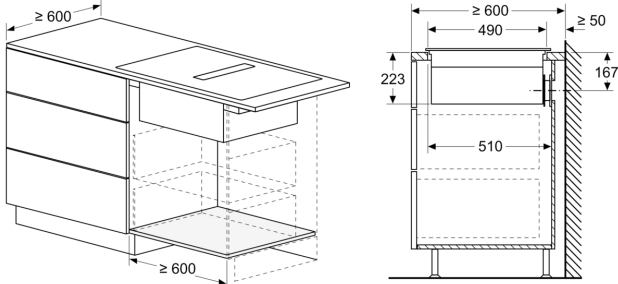
- Suitable for ducted or recirculated extraction installations in 4 different options (unducted, partly and fully ducted recirculation or ducted extraction). Installation accessories for unducted recirculation, among these four Clean Air Plus odour filters and a telescopic slider element, are included in the cooktop. The included accessories allow easy and quick installations and can be planned in all worktop depths ≥ 60 cm. For other types of installation, one of the following accessory kits is recommended:
 - HEZ9VDKR1 for partly-ducted recirculation in worktops of ≥ 60 cm depth with max. worktop height of 960 mm. HEZ9VDKR0 for partly-ducted recirculation in worktops of ≥ 70 cm depth with max. worktop height of 960 mm.
 - HEZ9VDKE1 as starter kit for ducted extraction in worktops of ≥ 60 cm depth.
- To complete the fully ducted extraction or to do any other individual recirculation planning different ducting accessories are available.
- Planning suggestions:
 - Installation is possible in island as well as wall oriented configurations.
 - The product and its accessories comply with the Needle Flame Test (according to IEC 60695-11-5) and the B1/B2 building material class (according to DIN 4102-1).
 - The max. immersion depth is 223 mm below worktop surface.
 - The appliance must be freely accessible from below (i.e. for accessing the lower liquid safety collector).
 - No false floor is necessary below the cooktop with integrated downdraft ventilation system. The drawers and/or shelves in the floor unit must be removable. The backpanel of the floor unit can be kept - only a cut-out for the air outlet is needed (position and size can be taken from the installation instructions).
 - An installation with unducted recirculation requires a vertical aperture of min. 25mm behind the backpanel of the furniture. Suggested for ideal performance are 50mm.
 - The minimum worktop thickness is 16 mm for top mounted and flush installed appliances with the standard installation system. Installation in even thinner worktops is also possible with the spare part: content 626792.
 - The overall appliance weight is 26kg - the bearing capacity and stability, in the case of very thin worktops in particular, must be supported using suitable substructures. The overall appliance weight and the worktop manufacturer's structural integrity specifications are to be taken into account.
 - For partly ducted and unducted recirculation extraction installations, a return-flow aperture of ≥ 400 cm² is to be respected in the plinth area. The aperture can be realized via outlet grids, lamella grids or subtly shortened plinths depending on the

assortment of the kitchen furniture manufacturer.

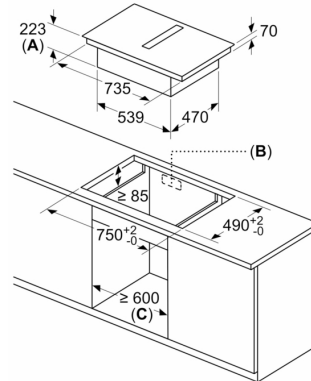
- - The air outlet on the backside of the appliance can directly be accessed with a male flat duct element (DN 150).
- - The pressuredrop resistant blower allows longer and more complex ductings up to 8m with three 90° bows while keeping sufficient performance.
- - When installing an venting cooktop with ducted extraction and a chimney-vented fireplace, the power supply line of the appliance needs a suitable safety switch. This is not required for configurations in recirculated extraction.
- - In ducted extraction configuration a one-way flap (or backflow trap) with a maximum opening pressure of 65Pa should be installed.

Series 8, Induction hob with integrated ventilation system, 80 cm, surface mount with frame PXX895D66E

measurements in mm

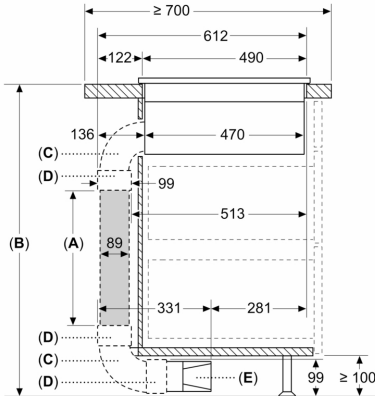


measurements in mm



- A: Recess depth
- B: Cut-out in back panel required for pipework. Exact size and position can be taken from specific drawing.
- C: All 80 cm width class models can be installed in 60 cm wide furniture by adjusting the side panels.

Measurements in mm



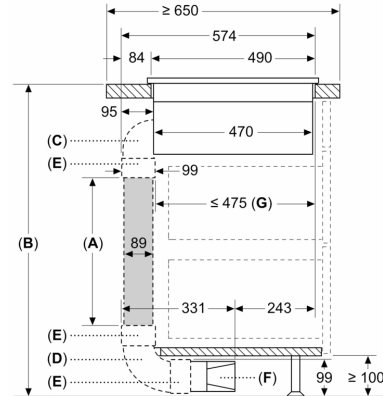
- A: Tube length
- B: Kitchen height
- C: 90° L-size bow
- D: Connector sleeve
- E: Diffusor

Ducting kit available for ≥ 700 mm depth worktops and up to 960 mm height

The installer has to select the tube length and if necessary cut it according to the kitchen height

A	B
500	≤ 960
1000	> 960

Measurements in mm

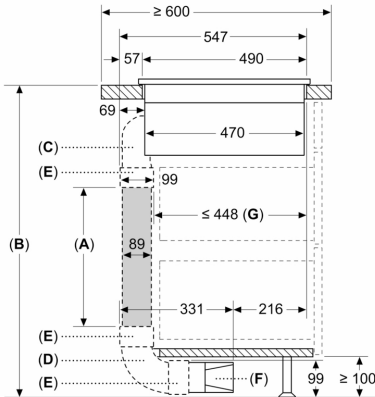


- A: Tube length
- B: Kitchen height
- C: 90° M-size bow
- D: 90° L-size bow
- E: Connector sleeve
- F: Diffusor
- G: Shortened Drawer

The installer has to select the tube length and if necessary cut it according to the kitchen height

A	B
500	≤ 940
1000	> 940

Measurements in mm



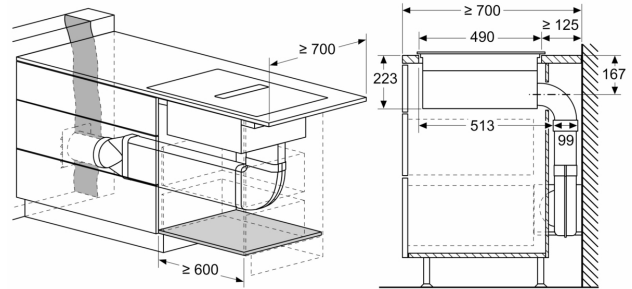
- A: Tube length
- B: Kitchen height
- C: 90° S-size bow
- D: 90° L-size bow
- E: Connector sleeve
- F: Diffusor
- G: Shortened Drawer

Ducting kit available for ≥ 600 mm depth worktops and up to 960 mm height

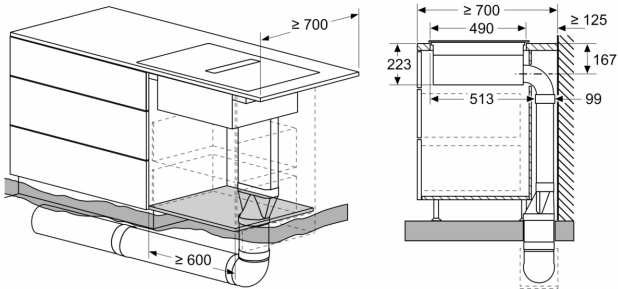
The installer has to select the tube length and if necessary cut it according to the kitchen height

A	B
500	≤ 990
1000	> 990

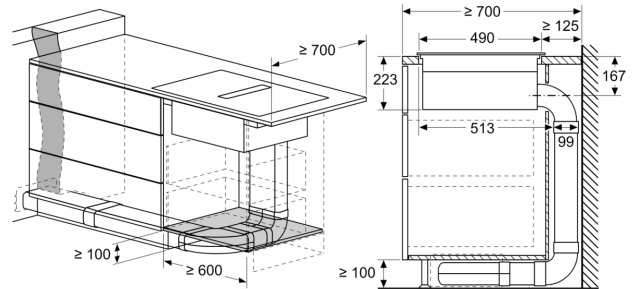
measurements in mm



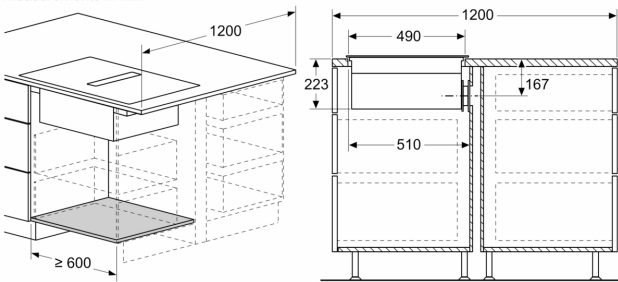
measurements in mm



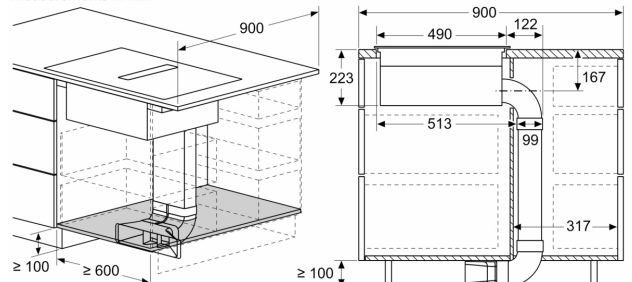
measurements in mm

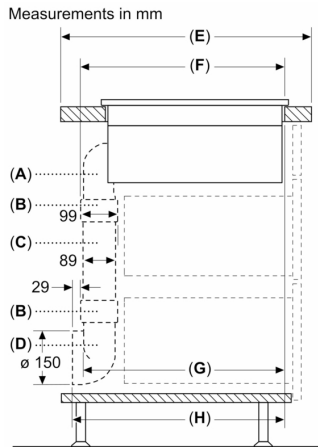


measurements in mm



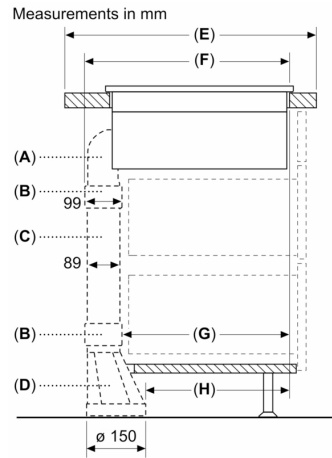
measurements in mm





A	E	F	G	H
S-size	≥ 600	547	545	579
M-size	≥ 650	574	569	603
L-size	≥ 700	612	609	643

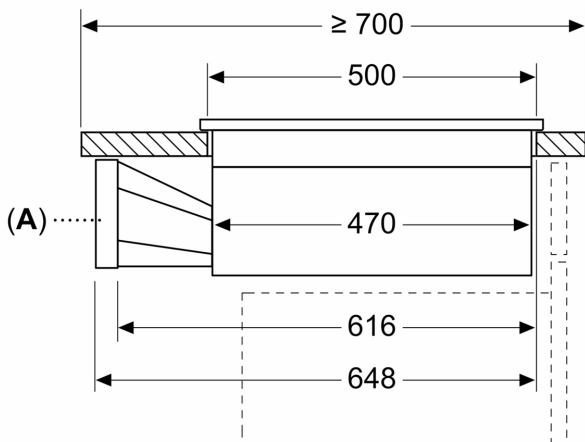
- A: 90° Bow
- B: Connector sleeve
- C: Straight tube
- D: 90° Adapter round-flat



A	E	F	G	H
S-size	≥ 600	547	451	389
M-size	≥ 650	574	475	413
L-size	≥ 700	612	515	453

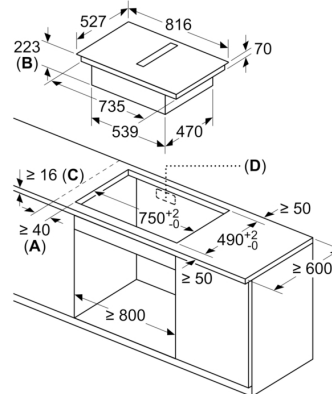
- A: 90° Bow
- B: Connector sleeve
- C: Straight tube
- D: Straight adapter round-flat

Measurements in mm



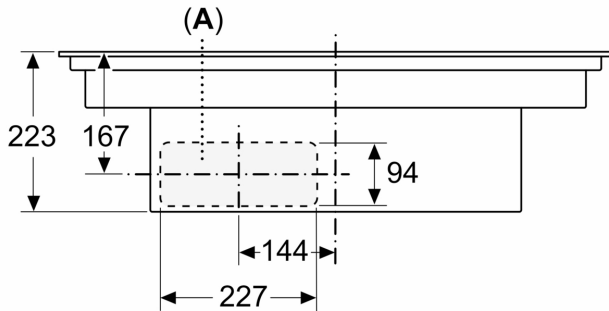
- A: Adapter round-flat

measurements in mm

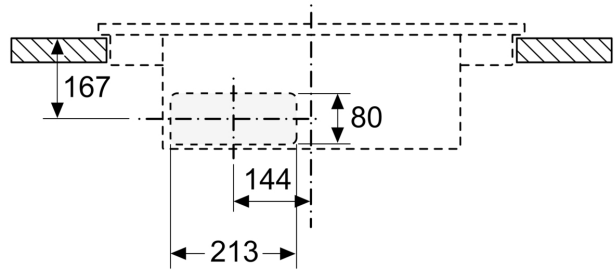


- A: Minimum distance from the hob cut-out to the wall
- B: Recessing depth
- C: The worktop into which the hob is installed must withstand loads of approx. 60kg; suitable substructures must be used if required.
- D: Cut-out in back panel required for pipework. Exact size and position can be taken from specific drawing.

measurements in mm
Front view

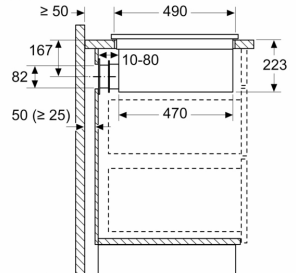


measurements in mm
Front view - unit cut-out
for unducted recirculation



A: Connected directly at the rear

measurements in mm
Side view



When installing directly against outer walls that are not insulated ($\mu \geq 0.5 \text{ W/m}^2\text{°C}$), we recommend using partially or fully ducted recirculation configurations.

measurements in mm
Front view

