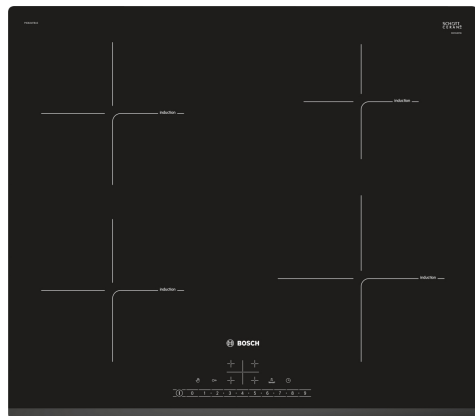


Series 6, Induction hob, 60 cm, Black, PIE631FB1E



HEZ390090	Wok Set consisting of 3 Items
HEZ9ES100	Espresso maker 4 cups
HEZ9FE280	Iron pan Ø 18 / 28 cm
HEZ9SE030	Set of 2 pots and 1 pan
HEZ9SE040	4 pieces Set
HEZ9SE060	6 pieces Set

The induction hob: cook fast, clean and safely while using very little energy.

- **DirectSelect:** direct, simple selection of the desired cooking zone, power and additional functions.
- **Front Bevel:** Elegant, appealing design with bevelled front.
- **Power Boost:** up to 35% faster heating compared to highest power level.
- **Restart:** restores hob settings in case of an unintentional hob switch-off.
- **Timer with switch-off function:** turns off the assigned cooking zone after the set time.

Product name/family: Cooking zone ceramic
 Built-in / Free-standing: Built-in
 Energy input: Electric
 Total number of positions that can be used at the same time: 4
 Required niche size for installation (HxWxD): 51 x 560-560 x 490-500 mm
 Width of the appliance: 592 mm
 Dimensions: 51x592x522 mm
 Dimensions of the packed product (HxWxD): 126 x 753 x 603 mm
 Net weight: 11.7 kg
 Gross weight: 13.8 kg
 Residual heat indicator: Separate
 Location of control panel: Front
 Basic surface material: Ceramic
 Color of surface: Black
 Length electrical supply cord: 110.0 cm
 Sealed Burners: No
 heating with booster: All
 Power of heating element (kW): 1.8 kW
 Power of 3rd heating element (kW): 1.8 kW
 Power of 5th heating element (kW): 1.4 kW
 Power of heating element (kW in boost): [3.1] kW
 Power of 3rd heating element (kW in boost): [3.1] kW
 Power of 5th heating element (kW in boost): [2.2] kW
 Connection rating: 7400 W
 Voltage: 220-240 V
 Frequency: 50; 60 Hz
 Energy input: Electric
 Plug type: no plug
 Appliance Dimensions (h x w x d) (in): x x
 Dimensions of the packed product: 4.96 x 23.74 x 29.64
 Net weight: 26.000 lbs
 Gross weight: 31.000 lbs
 Total number of positions that can be used at the same time: 4
 Length electrical supply cord: 110.0 cm
 Required niche size for installation (HxWxD): 51 x 560-560 x 490-500 mm
 Dimensions: 51x592x522 mm
 Dimensions of the packed product (HxWxD): 126 x 753 x 603 mm
 Net weight: 11.7 kg
 Gross weight: 13.8 kg



4 242002 870281

Series 6, Induction hob, 60 cm, Black, PIE631FB1E

The induction hob: cook fast, clean and safely while using very little energy.

- 60 cm: space for 4 pots or pans.

Flexibility of cooking zones

- Cooking zone front left: 180 mm, 1.8 KW (max. power 3.1 KW)
- Cooking zone rear left: 180 mm, 1.8 KW (max. power 3.1 KW)
- Cooking zone rear right: 145 mm, 1.4 KW (max power 2.2 KW)
- Cooking zone front right: 210 mm, 2.2 KW (max. power 3.7 KW)

Usage convenience

- TouchControl MultiTouch: directly control the power with the imprinted touch bar.
- Variable 17-stage power settings for each zone: precisely adapt the heat with 17 power levels (9 main levels and 8 intermediate levels).
- Switch off timer for every cooking zone
- : switches off the cooking zone at the end of the time set (e.g. for boiled eggs).
- Timer
- : an alarm sounds at the end of the time set (e.g. for pasta).

Time saving & efficiency

- Boost function for all zones: boil water more quickly thanks to 50% more energy than at the highest standard level.
- QuickStart Function: when switching on, the hob automatically selects the cooking zone with cookware (placed in off-mode).
- ReStart Function: in case of unintentional switch-off, restore all previous settings by switching on the hob again within 4 seconds.

Design

- Front facette design

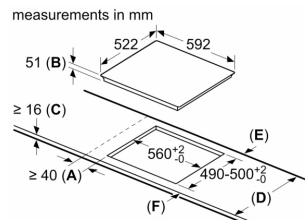
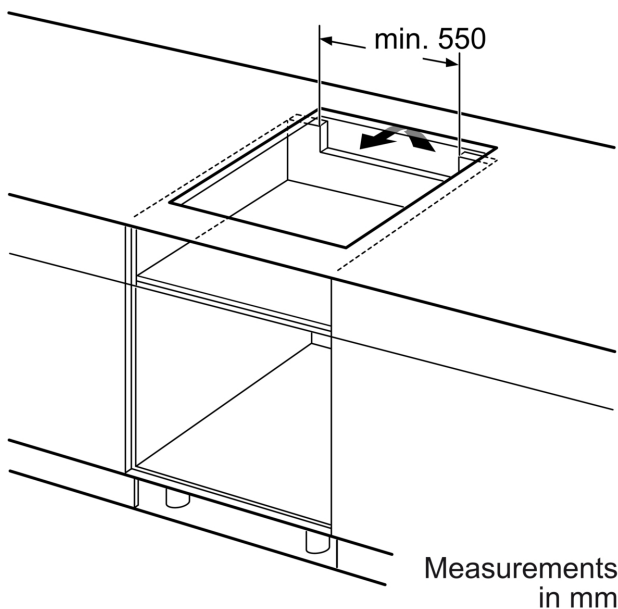
Safety

- 2 stage residual heat indicator: indicates which cooking zones are still hot or warm.
- Childproof lock: prevent unintended activation of the hob.
- Wipe protection function: wipe overboiled liquids without unintentionally changing settings (blocking all touch buttons for 30 seconds).
- Main on/off switch: switch off all cooking zones at the touch of a button.
- Safety switch-off: for safety reasons, heating stops after a preset time without interaction (customizable).
- yes: shows the electricity consumption of the last cooking process.

Installation

- Dimensions of the product (HxWxD mm): 51 x 592 x 522
- Required niche size for installation (HxWxD mm) : 51 x 560 x (490 - 500)
- Min. worktop thickness: 16 mm
- Connected load: 7.4 KW
- PowerManagement Function: limit the maximum power if needed (depends on fuse protection of electric installation).
- Power cord: 1.1 m, loose insert in packaging

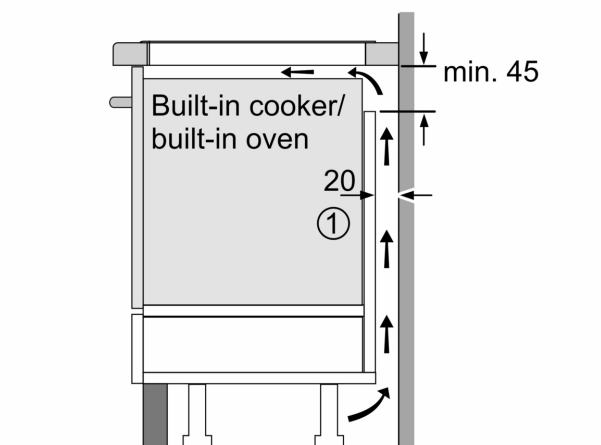
**Series 6, Induction hob, 60 cm,
Black,
PIE631FB1E**



- A:** Minimum distance from the hob cut-out to the wall.
B: Recessed depth.
C: The clearance between the surface of the worktop and the top of the front of the oven must be 30 mm. See space requirements for the oven.

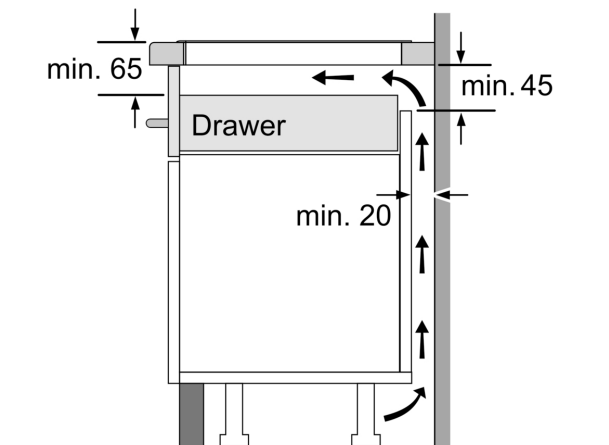
The worktop into which the hob is installed must withstand loads of approx. 60 kg; suitable substructures must be used if required.

D	E	F
585-600	50	≥ 35
> 600	≥ 50	≥ 50



①
Ventilation gap must
be present

All measurements in mm



Measurements in mm