


## Series 6, Domino Electric Hob, 30 cm, Black, PKF375FP2E



## The radiant hob of the Domino series: makes cooking and cleaning especially easy

- The 18 cm cooking zone - extendable cooking zone.
- Comfort Profile: elegant, appealing design with bevelled front and metal strips on the side.
- Restart: restores hob settings in case of an unintentional hob switch-off.

Product name/family: ..... Vario/Domino cooking zone cera  
 Built-in / Free-standing: ..... Built-in  
 Energy input: ..... Electric  
 Total number of positions that can be used at the same time: ..... 2  
 Min. required niche size for installation (HxWxD): ..... 38 x x mm  
 Width of the appliance: ..... 306 mm  
 Dimensions (HxWxD): ..... 38 x 306 x 527 mm  
 Dimensions of the packed product (HxWxD): ..... 120 x 380 x 590 mm  
 Net weight: ..... 4.5 kg  
 Gross weight: ..... 5.2 kg  
 Residual heat indicator: ..... Separate  
 Location of control panel: ..... Front  
 Basic surface material: ..... Ceramic  
 Color of surface: ..... Black, Alu, brushed  
 Length electrical supply cord: ..... 100.0 cm  
 Connection rating: ..... 3500 W  
 Fuse protection: ..... 16 A  
 Voltage: ..... 220-240 V  
 Frequency: ..... 50; 60 Hz



HEZ32WA00 Wireless food thermometer  
 HEZ390090 Wok Set consisting of 3 Items  
 HEZ394301 Connecting strip

## **Series 6, Domino Electric Hob, 30 cm, Black, PKF375FP2E**

### **The radiant hob of the Domino series: makes cooking and cleaning especially easy**

---

#### **Design**

- 30 cm: space for 2 pots or pans.
- Facette front and rear, side profiles

#### **Features**

- DirectSelect touch control: directly control the power with imprinted touch bar.
- 17 power levels: precisely adapt the heat with 17 power levels (9 main levels and 8 intermediate levels).
- Switch off timer for every cooking zone: switches off the cooking zone at the end of the time set (e.g. for boiled eggs).
- Count-down timer: an alarm sounds at the end of the time set (e.g. for pasta).
- Count-up timer: shows how much time has passed since starting the timer (e.g. for potatoes).

#### **Flexibility of cooking zones**

- Ring zone double: use regular or larger cookware on the expandable cooking zone.
- Cooking zone middle: 120 mm, 180 mm, 1 KW (max. power 2.3 KW)
- Cooking zone middle: 145 mm, 1.2 KW

#### **Time saving & efficiency**

- PowerBoost in the front zone: boil water more quickly thanks to 20% more energy than at the highest standard level.
- ReStart Function: in case of unintentional switch-off, restore all previous settings by switching on the hob again within 4 seconds.

#### **Safety**

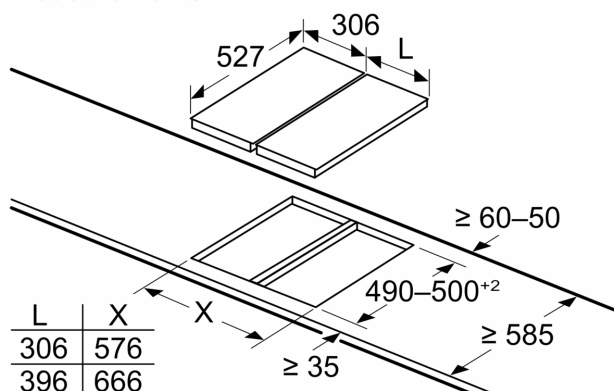
- Digital 2 stage residual heat indicator: indicates which cooking zones are still hot or warm.
- Childproof lock: prevent unintended activation of the hob.
- Main switch: switch off all cooking zones at the touch of a button.
- Power on indicator light: indicates if the hob is heating.
- Safety switch-off: for safety reasons, heating stops after a preset time without interaction.
- Energy consumption display: shows the electricity consumption of the last cooking process.

#### **Installation**

- Dimensions of the product (HxWxD mm): 38 x 306 x 527
- Required niche size for installation (HxWxD mm) : 38 x 270 x (490 - 500)
- Min. worktop thickness: 16 mm
- Connected load: 3.5 KW
- Power cord: 1 m, connected directly

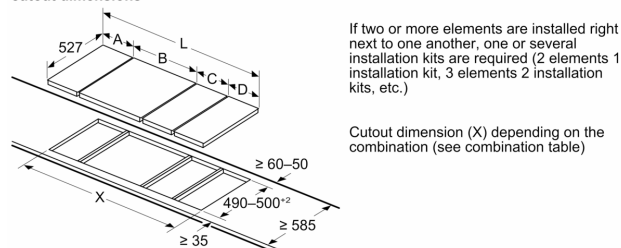
## Series 6, Domino Electric Hob, 30 cm, Black, PKF375FP2E

### Measurements in mm

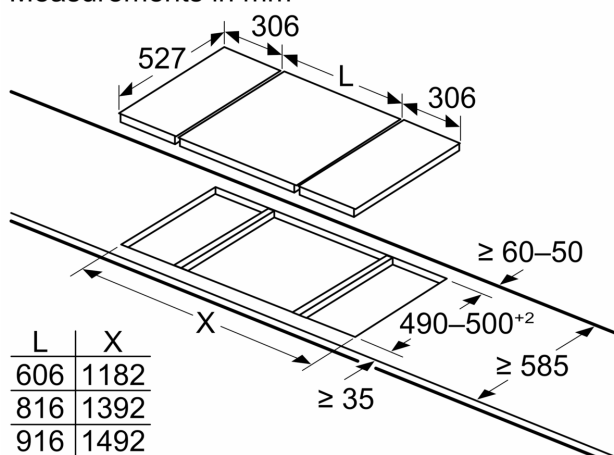


If two or more elements are installed right next to one another, one or several installation kits are required (2 elements 1 installation kit, 3 elements 2 installation kits, etc.)

### Measurements in mm Picture for the table Domino combination possibilities with corresponding devices and cutout dimensions

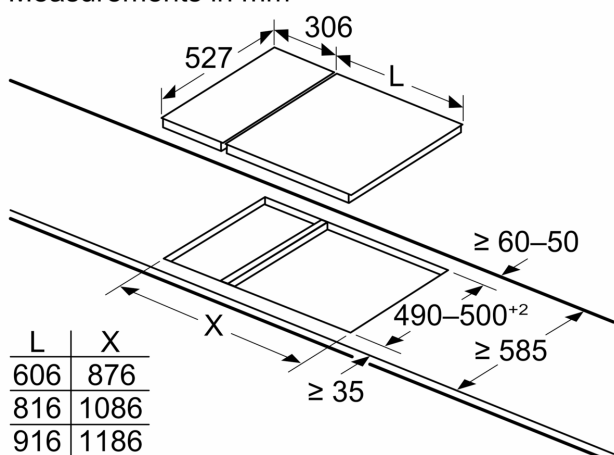


### Measurements in mm



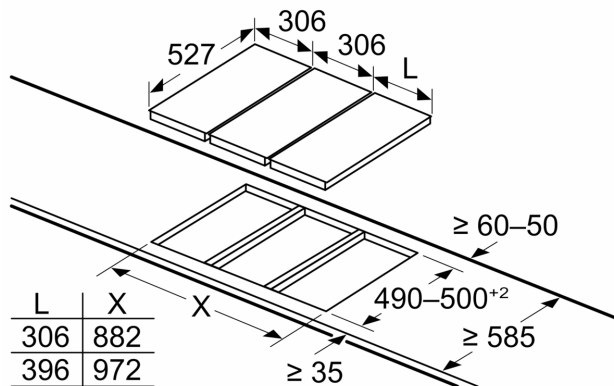
When installing two Domino units right next to a hob, two assembly kits (HEZ394301) are required

### Measurements in mm



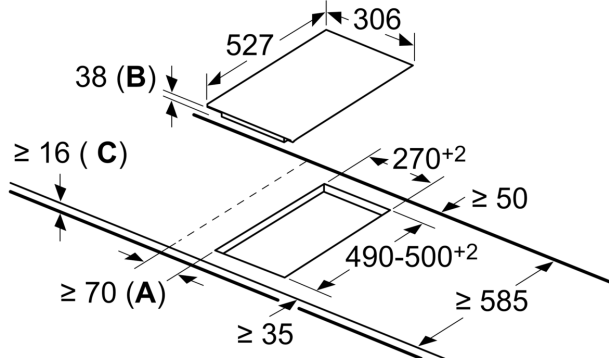
When installing two Domino units right next to a hob, two assembly kits (HEZ394301) are required

### Measurements in mm



If two or more elements are installed right next to one another, one or several installation kits are required (2 elements 1 installation kit, 3 elements 2 installation kits, etc.)

### measurements in mm



- A:** Minimum distance from the hob cut-out to the wall.
- B:** Recessed depth
- C:** With fitted oven underneath min. 20, possibly more; see space requirements for the oven.

measurements in mm  
Domino combination options with  
corresponding appliance and cut-out dimensions

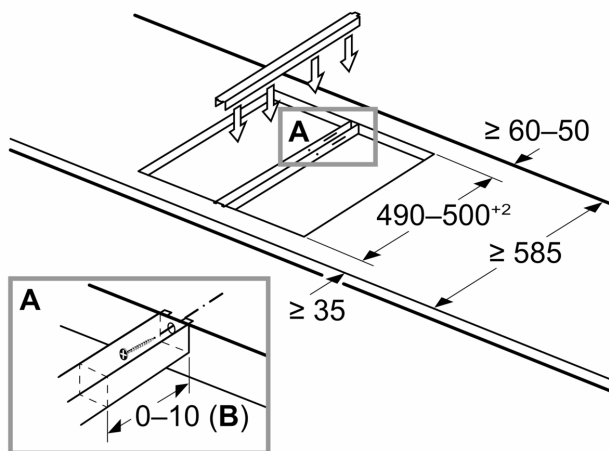
Width category:  
Appliance width:

	A	B	C	D	L	X		
2x30	306	306	-	-	-	-	612	576
1x30, 1x40	306	396	-	-	-	-	702	666
1x30, 1x60	306	606	-	-	-	-	912	876
1x30, 1x70*	306	710	-	-	-	-	1016	980
1x30, 1x80	306	816	-	-	-	-	1122	1086
1x30, 1x90	306	916	-	-	-	-	1222	1186
2x40	396	396	-	-	-	-	792	756
1x40, 1x60	396	606	-	-	-	-	1002	966
1x40, 1x70*	396	710	-	-	-	-	1106	1070
1x40, 1x80	396	816	-	-	-	-	1212	1176
1x40, 1x90	396	916	-	-	-	-	1312	1276
3x30	306	306	306	-	-	-	918	882
2x30, 1x40	306	306	396	-	-	-	1008	972
2x30, 1x60	306	306	606	-	-	-	1218	1182
2x30, 1x70*	306	306	710	-	-	-	1322	1286
2x30, 1x80	306	306	816	-	-	-	1428	1392
2x30, 1x90	306	306	916	-	-	-	1528	1492
1x30, 2x40	306	396	396	-	-	-	1098	1062
1x30, 1x40, 1x60	306	396	606	-	-	-	1308	1272
1x30, 1x40, 1x70*	306	396	710	-	-	-	1412	1376
1x30, 1x40, 1x80	306	396	816	-	-	-	1518	1482
1x30, 1x40, 1x90	306	396	916	-	-	-	1618	1582
2x40, 1x60	396	396	606	-	-	-	1398	1362
4x30	306	306	306	306	-	-	1224	1188
3x30, 1x40	306	306	306	396	-	-	1314	1278
1x30, 1x75	306	750	-	-	-	-	1056	1020
1x40, 1x75	396	750	-	-	-	-	1146	1110
2x30, 1x75	306	306	750	-	-	-	1362	1326
1x30, 1x40, 1x75	306	396	750	-	-	-	1452	1416

\* Not possible with 70 cm induction hob

### Measurements in mm

#### Assembly kit (HEZ394301) for Domino



**B:** Dependent on the cut-out depth