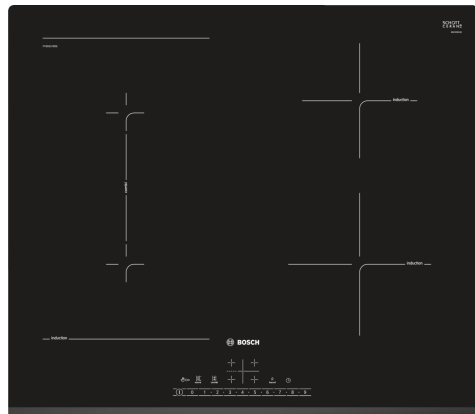


Series 6, Induction hob, 60 cm, , PVS631FB5E



HEZ390090	Wok Set consisting of 3 Items
HEZ9ES100	Espresso maker 4 cups
HEZ9FE280	Iron pan Ø 18 / 28 cm
HEZ9SE040	4 pieces Set
HEZ9SE060	6 pieces Set

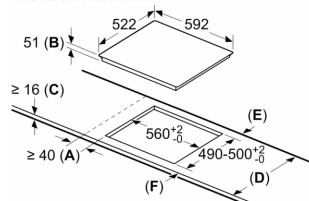
- **DirectSelect:** Direct, simple selection of the desired cooking zone, power and additional functions.
- **Front-Bevel:** Elegant, appealing design with bevelled front.
- **PowerBoost:** Up to 50% more power for faster heating.
- **If you turn off the cooktop it saves the last selected setting for a short time. If the cooktop is switched off within a short time again the former settings are still available.**
- **Timer with switch-off function:** Turns off the assigned cooking zone after the set time.

Product name/family: Cooking zone ceramic
 Built-in / Free-standing: Built-in
 Energy input: Electric
 Total number of positions that can be used at the same time: 4
 Min. required niche size for installation (HxWxD): 51 x 560-560 x 490-500 mm
 Width of the appliance: 592 mm
 Dimensions: 51 x 592 x 522 mm
 Dimensions of the packed product (HxWxD): 126 x 753 x 608 mm
 Net weight: 11.0 kg
 Gross weight: 13.3 kg
 Residual heat indicator: yes
 Location of control panel: Front
 Basic surface material: Ceramic
 Color of surface: Black
 Length electrical supply cord: 110.0 cm
 Sealed Burners: No
 Power Boost: All cooking zones
 Power of 2nd heating element (kW): 3.6 kW
 Power of 5th heating element (kW): 1.4 kW
 Power of heating element (kW in boost): [3.7] kW
 Power of 5th heating element (kW in boost): [2.2] kW
 Connection rating: 6900 W
 Voltage: 220-240 V
 Frequency: 50; 60 Hz
 Energy input: Electric
 Plug type: No plug (electrical connection by electrician)
 Appliance Dimensions (h x w x d) (in): x x
 Dimensions of the packed product: 4.96 x 23.93 x 29.64
 Net weight: 24.000 lbs
 Gross weight: 29.000 lbs
 Total number of positions that can be used at the same time: 4
 Length electrical supply cord: 110.0 cm
 Min. required niche size for installation (HxWxD): 51 x 560-560 x 490-500 mm
 Dimensions: 51 x 592 x 522 mm
 Dimensions of the packed product (HxWxD): 126 x 753 x 608 mm
 Net weight: 11.0 kg
 Gross weight: 13.3 kg



Series 6, Induction hob, 60 cm, , PVS631FB5E

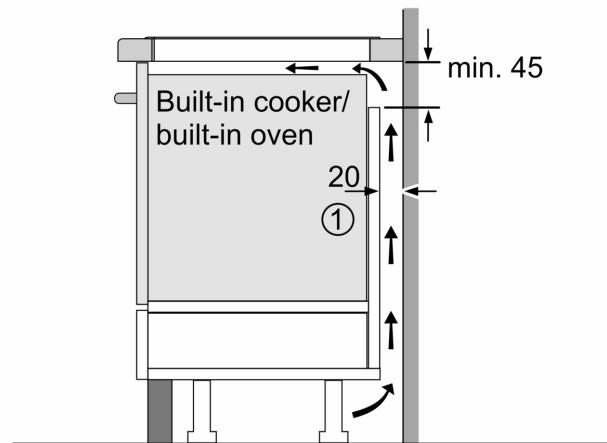
measurements in mm



- A:** Minimum distance from the hob cut-out to the wall.
B: Recessed depth
C: The clearance between the surface of the worktop and the top of the front of the oven must be 30 mm. See space requirements for the oven.

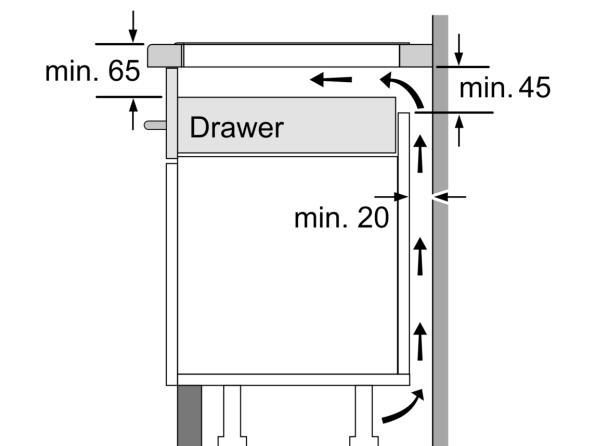
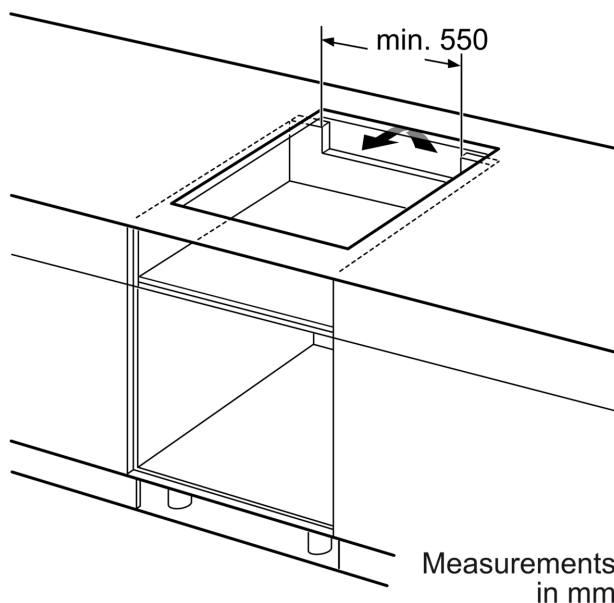
The worktop into which the hob is installed must withstand loads of approx. 60 kg; suitable substructures must be used if required.

D	E	F
585-600	50	≥ 35
> 600	≥ 50	≥ 50



- ① Ventilation gap must be present

All measurements in mm



Measurements in mm