

Series 6, built-in freezer, 71.2 x 55.8 cm, flat hinge GIV11AFE0



1 x ice cube tray

- KFZ10AX0 Door panel with decor frame
- KUZ20SX0 Attachment door, stainless steel

The freezer with 3 transparent freezer drawers and SuperFreezing: freezes new items placed inside even faster.

- **Low Frost:** defrost less often thanks to lower ice formation - saves work and is energy-efficient.

Energy Efficiency Class (Regulation (EU) 2017/1369): E
Average annual energy consumption in kilowatt hour per year (kWh/a): 167 kWh/annum
Sum of volume of frozen compartments: 72 l
Airborne acoustical noise emissions :36 dB(A) re 1 pW
Airborne acoustical noise emission class:C
Product category: Upright freezer
Built-in / Free-standing: Built-in
Frost free system:No
Climate class: SN-T
Door panel options: Not possible
Width of the appliance: 558 mm
Depth of the product: 545 mm
Dimensions of the packed product (HxWxD): 790 x 620 x 640 mm
Warning signal / malfunction: Both visual and audible
Defrost process: manual
Cover door installation system: Fixed-mounted
Number of drawers/baskets (Stck): 3
Number of freezing flaps (Stck): 0
Lockable door: No
Thermometer freeze section: None
Light: No
Length electrical supply cord: 230.0 cm
Door hinge: Right reversible
Net weight:35.9 kg
Gross weight: 38.3 kg
Multi-Flow Air Tower: No
Number of compressors: 1
Number of independent cooling systems: 1
Economy setting:Yes
Fast freezing switch:Yes
Door bin adjustability - Freezer: No
Tilt-out door bins in freezer: No
Door bin adjustability - Freezer: No
Reversible Door Hinge: Yes
Connection rating: 90 W
Fuse protection:10 A
Frequency: 50 Hz
Door panel options: Not possible
Installation typology: Integrated
Noise level:36 dB(A) re 1 pW
Energy Star Qualified:No
Plug type: Gardy plug w/ earthing
Required cutout/niche size for installation (in):x
Dimensions of the packed product: 31.10 x 24.40 x 25.19
Net weight:79.000 lbs
Gross weight: 84.000 lbs
Included accessories: 1 x ice cube tray



**Series 6, built-in freezer, 71.2 x 55.8
cm, flat hinge
GIV11AFE0**

**The freezer with 3 transparent freezer
drawers and SuperFreezing: freezes new
items placed inside even faster.**

Special Accessories

- KFZ10AX0, KUZ20SX0

Performance and consumption

Convenience & Safety

- Low Frost - less icing, faster defrosting!
- Flat hinge
- LED electronic control
- Acoustic Warning System, Warning System by temperature increase

Freezer Section

- 3 transparent freezer drawers

Technical Information

- Door right hinged, reversible
- Connected load: 90 W
- Nominal voltage: 220 - 240 V

Dimensions

- Niche Dimension (H x W x D): 72.0 cm x 56.0 cm x 55.0 cm
- Dimensions (H x W x D): 71.2 cm x 55.8 cm x 54.5 cm

Accessories

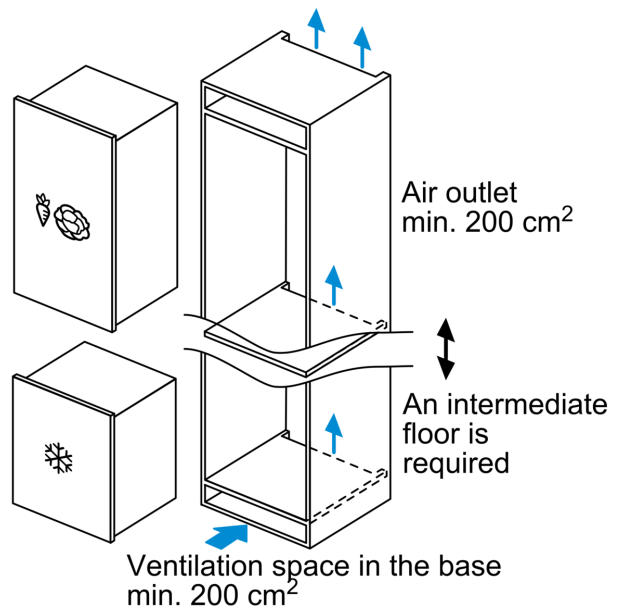
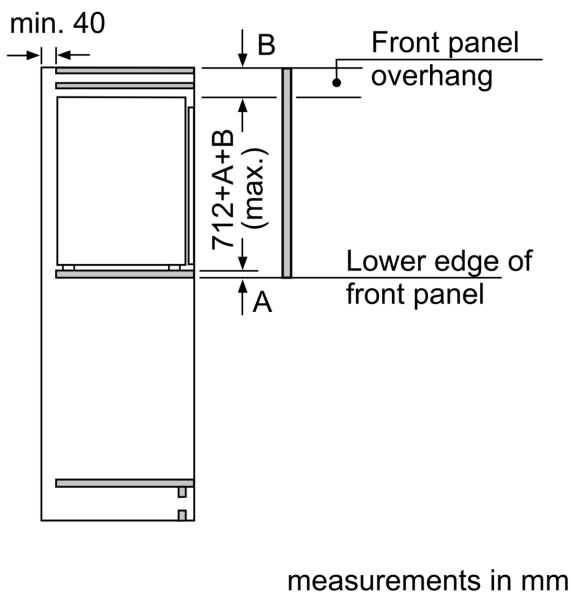
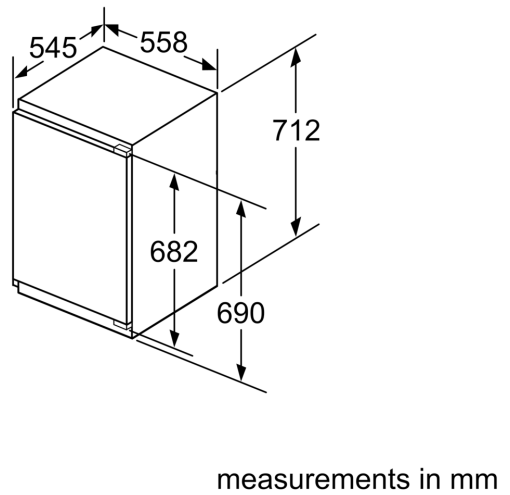
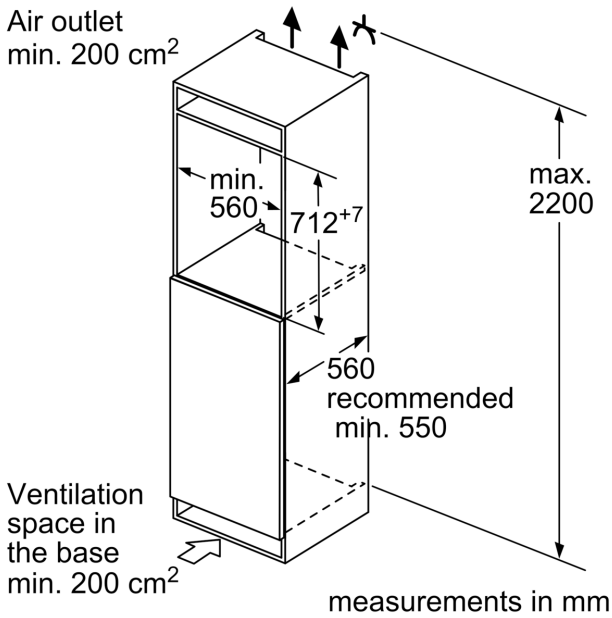
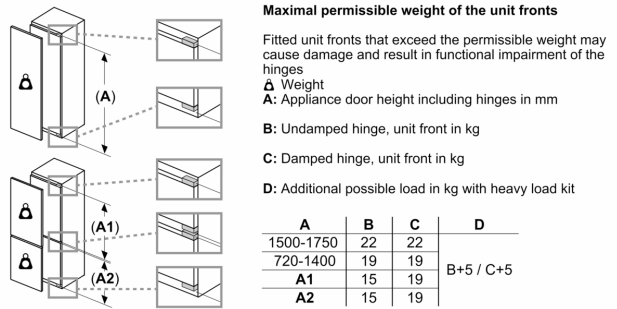
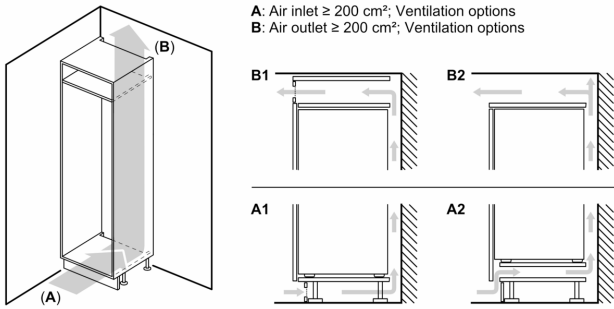
- ice cube tray

Country Specific Options

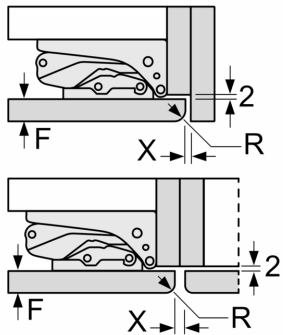
- Based on the results of the standard 24-hour test. Actual consumption depends on usage/position of the appliance.

General Information

**Series 6, built-in freezer, 71.2 x 55.8 cm, flat hinge
GIV11AFE0**



measurements in mm
 Recommended gap dimensions for flat hinges



The diagrams show two cross-sections of a flat hinge. The top diagram shows a hinge with a door edge on the left and a cabinet edge on the right. Dimension 'F' is the vertical gap between the door and cabinet. Dimension 'R' is the horizontal gap between the door and cabinet. Dimension 'X' is the horizontal gap between the hinge and the cabinet edge. A vertical dimension of '2' is also indicated. The bottom diagram is similar but shows a different hinge configuration with a vertical dimension of '2' and a horizontal dimension of '1'.

	F	R	X
16-19	0-3	2.5	
	20	0-1	3
21	2-3	2.5	
	0-1	3	
22	2-3	2.5	
	0	4	
	1	3.5	
	2-3	3	

The gap dimensions recommended in the table must be adhered to in order to ensure that appliance doors do not collide with anything when they are opened, and to avoid causing damage to kitchen units.