

Series 6, built-in freezer, 177.2 x 55.8 cm, soft close flat hinge GIN81ACE0



- **VarioZone:** more flexibility due to variable-use glass shelves and drawers in the freezer compartment.
- **NoFrost:** never defrost again, thanks to perfect protection from ice formation - that saves time and effort.
- **BigBox frozen food drawer:** for stacking storage containers or for large frozen food items.
- **Intelligent Inverter Technology ensures a stable temperature control and efficient performance.**



1 x ice cube tray

KSZB0S00 Heavy-duty hinge support

Energy Efficiency Class (Regulation (EU) 2017/1369): E
Average annual energy consumption in kilowatt hour per year (kWh/a): 235 kWh/annum
Sum of volume of frozen compartments: 212 l
Airborne acoustical noise emissions :35 dB(A) re 1 pW
Airborne acoustical noise emission class:B
Product category: Upright freezer
Built-in / Free-standing: Built-in
Frost free system: Fridge and freezer
Climate class: SN-T
Door panel options: Not possible
Width of the appliance: 558 mm
Depth of the product: 545 mm
Dimensions of the packed product (HxWxD):	... 1840 x 610 x 640 mm
Warning signal / malfunction: Both visual and audible
Defrost process: Automatic
Cover door installation system: Fixed-mounted
Number of drawers/baskets (Stck): 5
Number of freezing flaps (Stck): 2
Lockable door: No
Thermometer freeze section: Digital
Light: No
Length electrical supply cord: 230.0 cm
Door hinge: Left reversible
Net weight: 64.5 kg
Gross weight: 69.2 kg
Multi-Flow Air Tower: No
Number of compressors: 1
Number of independent cooling systems: 1
Economy setting: No
Fast freezing switch: Yes
Door bin adjustability - Freezer: No
Tilt-out door bins in freezer: No
Number of shelves - Freezer: 0
Door bin adjustability - Freezer: No
Shelf Material - Freezer: Safety glass
Reversible Door Hinge: Yes
Fuse protection: 10 A
Frequency: 50 Hz
Door panel options: Not possible
Installation typology: Integrated
Noise level: 36 dB(A) re 1 pW
Energy Star Qualified: No
Plug type: GARDY plug w/ earthing
Required cutout/niche size for installation (in): x
Dimensions of the packed product: 72.44 x 24.01 x 25.19
Net weight: 142.000 lbs
Gross weight: 153.000 lbs
Included accessories: 1 x ice cube tray



Series 6, built-in freezer, 177.2 x 55.8 cm, soft close flat hinge GIN81ACE0

Performance and consumption

- EU19_EEK_D: E
- Total Volume : 212 l
- Annual Energy Consumption: 235 kWh/a
- yes
- Noise Level : 35 dB

Design and Styling

Convenience & Safety

- NoFrost - never again defrosting!
- Flat hinge
- 1 compressor/1 cold circuit
- Super Freezing: Manual/automatic activation
- Acoustic Warning System, Warning System by temperature increase

Freezer Section

- Net Freezer Volume : 212 l
- Net 4* compartment volume : 212 l
- Freezing capacity 24h : 13.8 kg
- Temperature rise time : 8 H
- 5 transparent freezer drawers, incl.2 x big box

Technical Information

- Door left hinged, reversible
- Nominal voltage: 220 - 240 V
- Climate Class: SN-T

Dimensions

- Niche Dimension (H x W x D): 177.5 cm x 56.0 cm x 55.0 cm
- Dimensions (H x W x D): 177.2 cm x 55.8 cm x 54.5 cm

Accessories

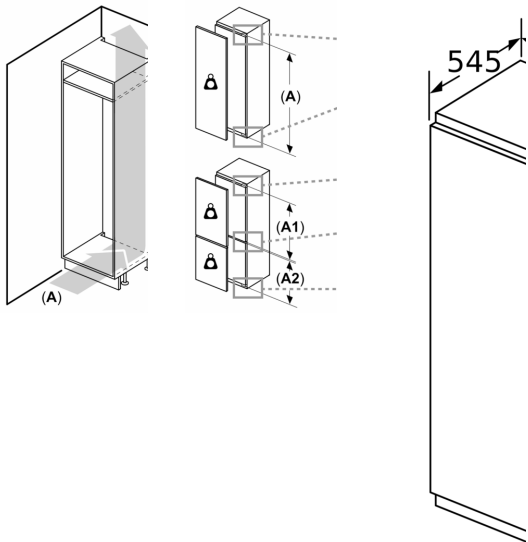
- ice cube tray

Country Specific Options

- Based on the results of the standard 24-hour test. Actual consumption depends on usage/position of the appliance.

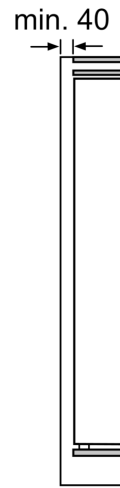
General Information

Series 6, built-in freezer, 177.2 x 55.8 cm, soft close flat hinge GIN81ACE0



Air outlet
min. 200

Ventilatio
space
in the bas
min. 200

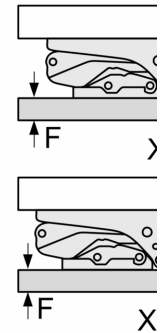


Maximal per

measurment
Recommen

Fitted kitchen
weight may c
impairment c

T: Includes I
of appliance
Hinges in m
1500-1



The gap di
in the table
to ensure th
collide with
and to avoi