

**Series 4, wall-mounted cooker hood,  
60 cm, Stainless steel  
DWB66FM50**



**B**



HEZG9AS00S Adapter, DHZ1225 Chimney extension 1000 mm, DHZ1235 Chimney extension 1500 mm, DHZ6550 Brushed steel back panel, DHZ6551 Brushed steel back panel, DWZ0DX0A0 Standard odor filter (replacement), DWZ0DX0U0 Standard recirculation kit, DWZ0XX0J0 Long Life recirculation kit, DWZ1DX1B4 Clean Air Standard odor filter (repl.), DWZ1DX1I4 Clean Air Standard recirculation kit, DWZ1DX1I6 Clean Air Plus recirculation kit, DWZ1FX5C6 Clean Air Plus recirc. kit external, DWZ1FX5D1 Long Life recirculation kit external, DZZ0XX0P0 Long Life odor filter (replacement), DZZ1XX1B6 Clean Air Plus odor filter (replacement)

**Box-design hood: performance and matching kitchen design bundled in one hood.**

- **especially silent:** maximal extractor performance with minimal noise
- **TouchSelect control:** quick touch-control selection of desired settings and light.
- **Intensive speed setting:** removes strong kitchen odours especially quickly and effectively.

Typology:	Wall-mounted
Length electrical supply cord:	130.0 cm
Height of the chimney:	583-912/583-1022 mm
Height of product, without chimney:	53 mm
Net weight:	11.7 kg
Type of control:	Electronic
Number of speed settings:	3-stages + intensive setting
Max. air extraction:	368 m <sup>3</sup> /h
Boost position output recirculating:	441 m <sup>3</sup> /h
Max. air recirculation:	337 m <sup>3</sup> /h
Boost position air extraction:	605 m <sup>3</sup> /h
Number of lights:	2
Noise level:	60 dB(A) re 1 pW
Diameter of air outlet:	120 / 150 mm
Grease filter material:	Washable aluminium
Odour filter:	No
Operating Mode:	Exhaust / Recirculation (Accessory available separately)
Optional accessories:	.HEZG9AS00S, DHZ1225, DHZ1235, DHZ6550, DHZ6551, DWZ0DX0A0, DWZ0DX0U0, DWZ0XX0J0, DWZ1DX1B4, DWZ1DX1I4, DWZ1DX1I6, DWZ1FX5C6, DWZ1FX5D1, DZZ0XX0P0, DZZ1XX1B6
Type of lamps used:	LED
Grease filter type:	Kassette
Connection rating:	220 W
Fuse protection:	10 A
Voltage:	220-240 V
Frequency:	50; 60 Hz
Plug type:	Gardy plug w/ earthing
Installation typology:	Wall-mounted
Material body:	Stainless steel
Plug type:	Gardy plug w/ earthing
Dimensions of the product, with chimney (if exists) (in):	.....x x
Dimensions of the packed product:	19.29 x 25.59 x 28.74
Net weight:	26.000 lbs
Gross weight:	36.000 lbs
Motor location:	Integrated motor in hood chimney
No-return airflow flap:	Yes
Length electrical supply cord:	130.0 cm
Dimensions of the product, with chimney (if exists):	.635-1075 MM x 600.0 x 500.0 mm
Dimensions of the packed product (HxWxD):	..... 490 x 650 x 730 mm
Net weight:	11.7 kg
Gross weight:	16.3 kg



## Series 4, wall-mounted cooker hood, 60 cm, Stainless steel DWB66FM50

### Box-design hood: performance and matching kitchen design bundled in one hood.

- Energy Efficiency Class: B (at a range of energy efficiency classes from A+++ to D)
- Average Energy Consumption: 48.1 kWh/year
- Blower Efficiency Class: A\*
- Lighting Efficiency Class: A
- Grease Filtering Efficiency Class: B
- Noise min./max. Normal Level: 48/60 dB

#### Variant:

#### Design:

#### Technical information

#### Performance

#### Power:

#### Environment and safety:

#### Comfort:

#### Measures:

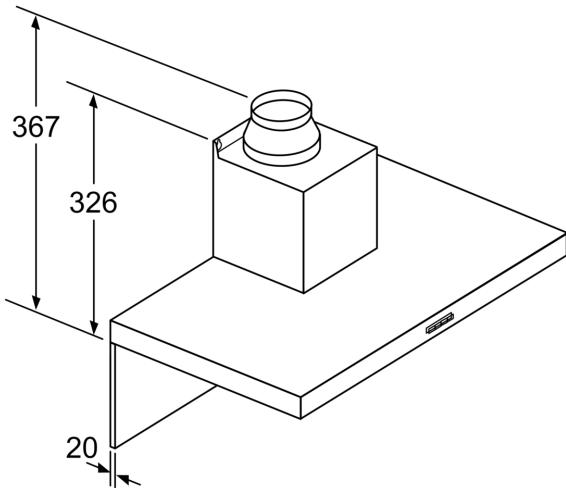
#### Technical information

- Wall Hood Brushed steel
- 60 cm Wall mounted chimney hood, Brushed steel
- 60 cm Wall mounted chimney hood
- 60 cm wide
- Suitable for ducted or re-circulated extraction
- For recirculated extraction standard recirculation kit or Clean Air Plus recirculation kit (accessory) needed
- Wall mounted hood
- TouchControl
- Electronic controls
- Electronic control via touch control
- TouchControl with Electronic display
- 3 speeds plus intensive setting via TouchControl
- Electronic controls via TouchControl with Electronic display
- TouchControl (3 speeds plus intensive setting) with Electronic display
- 3 speeds plus intensive setting
- Automatic revert setting, 6 minutes
- Twin channel high performance fan motor
- Energy efficient capacitor motor
- 2 x 1,5 W LED
- Light Intensity: 242 lux
- Colour Temperature: 3500 K
- Metal grease filter, dishwasher safe
- Extraction rate according to EN 61591 ø 15 cm:
  - max. Normal use 368 m<sup>3</sup>/h
  - Intensive 605 m<sup>3</sup>/h
- Extraction rate exhaust air according to EN 61591 max. 605 m<sup>3</sup>/h

- Extraction rate according to EN 61591 ø 15 cm:
  - max. Normal use 368 m<sup>3</sup>/h
  - Intensive 605 m<sup>3</sup>/h
- Extraction rate exhaust air according to EN 61591:
  - max. normal use 368 m<sup>3</sup>/h, intensive 605 m<sup>3</sup>/h
- Noise level according to EN 60704-2-13 at max. normal use exhaust air: Noise, max. speed in normal use: 60 dB dB(A) re 1 pW
- Noise level according to EN 60704-2-13 exhaust air:
  - Max. normal use: 60 dB(A) re 1 pW
  - Intensive: 69 dB(A) re 1 pW
- Diameter pipe ø 150 mm (ø 120 mm enclosed)
- with one-way flap
- Max. extraction rate: 605 m<sup>3</sup>/h
- Dimensions exhaust air (HxWxD): 635-965 x 600 x 500 mm
- Dimensions recirculating (HxWxD): 635-1075 x 600 x 500 mm
- Dimensions recirculating with CleanAir Plus recirculation kit (HxWxD):
  - 703 x 600 x 500 mm - mounting with outer chimney
  - 833-1163 x 600 x 500 mm - mounting with telescopic chimney
- Dimensions recirculating with cleanAir Plus recirculation kit (HxWxD);
  - 703 x 600 x 500 mm - mounting with outer chimney
  - 833-1163 x 600 x 500 mm - mounting with telescopic chimney
- Dimensions recirculating with CleanAir Plus recirculation kit (HxWxD):
  - 703 x 600 x 500 mm - mounting with outer chimney
  - 833-1163 x 600 x 500 mm - mounting with telescopic chimney
  - 703 x 600 x 500 mm - mounting with outer chimney
  - 833-1163 x 600 x 500 mm - mounting with telescopic chimney
- Power rating: 220 W
- Electrical cable length 1.3 m
- With the Clean Air Plus recirculation kit (available as optional accessory) your appliances reaches:
  - Extraction rate in recirculation mode: Max. normal use: 337 m<sup>3</sup>/h
  - Intensive: 441 m<sup>3</sup>/h
  - Noise level in recirculation mode: Max. normal use: 70 dB(A) re 1 pW
  - Intensive: 74 dB(A) re 1 pW

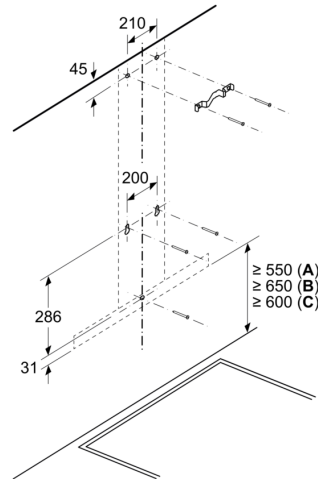
\* In accordance with the EU-Regulation No 65/2014

**Series 4, wall-mounted cooker hood,  
60 cm, Stainless steel  
DWB66FM50**



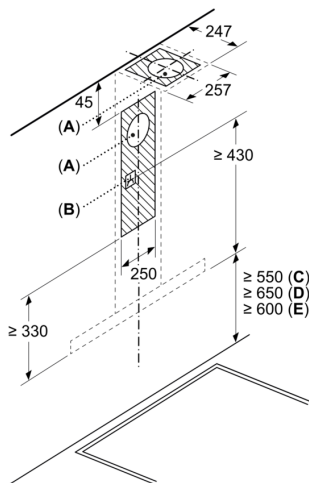
If a back panel is used,  
the design of the appliance  
must be considered.      measurements in mm

Measurements in mm

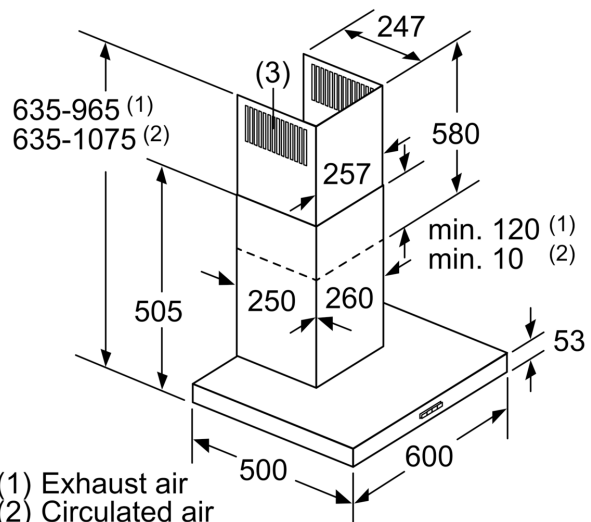


- A: Electric
- B: Gas - from upper edge of pan support
- C: Electric - for Australia and New Zealand

Measurements in mm



- A: Exhaust air outlet
- B: Socket
- C: Electric
- D: Gas - from upper edge of pan support
- E: Electric - for Australia and New Zealand



- (1) Exhaust air
  - (2) Circulated air
  - (3) Air outlet – slots for exhaust air to be mounted facing down
- measurements in mm