

## Series 6, Integrated Design Hood, 90 cm, clear glass black printed DBB97AM60


**B**

## Perfectly integrated design hood for optimal usage of space inside your cupboard.

- **Silent:** maximal extractor performance with little noise
- **Expanded storage space:** the hood can hold up to 10 kg on each side. And even left and right beside the chimney shelves can be placed.
- **Glass panel with integrated TouchSelect control:** an automatic recognition of the glass panel position enables automatical operation of power level and light.
- **Easy to clean:** thanks to the well thought-out design, such as smooth surfaces, the hood is easy to clean.

DWZ1IX1C6	Clean Air Plus recirc. kit external
DWZ6IB1B4	Clean Air Standard odor filter (repl.)
DWZ6IB1I4	Clean Air Standard recirculation kit
DWZ1IT1D1	Long Life recirculation kit external
DWZ1IX1B6	Clean Air Plus odor filter (replacement)
DWZ0IT0P0	Long Life odor filter (replacement)
DWZ1IB6K1	Chimney extension 450-854 mm
DWZ1IB6N1	Chimney extension 187-360 mm

Typology:	Built-in/Built-under
Length electrical supply cord:	130.0 cm
Min. required niche size for installation (HxWxD):	340mm x 860.0mm x 300mm mm
Height of product, without chimney:	60 mm
Net weight:	14.0 kg
Type of control:	Electronic
Number of speed settings:	3-stages + intensive setting
Max. air extraction:	460 m <sup>3</sup> /h
Boost position output recirculating:	652 m <sup>3</sup> /h
Max. air recirculation:	451 m <sup>3</sup> /h
Boost position air extraction:	749 m <sup>3</sup> /h
Number of lights:	3
Noise level:	63 dB(A) re 1 pW
Diameter of air outlet:	150 / 120 mm
Grease filter material:	Washable stainless steel
Odour filter:	No
Operating Mode:	Exhaust / Recirculation (Accessory available separately)
Optional accessories:	DWZ1IX1C6, DWZ6IB1B4, DWZ6IB1I4, DWZ1IT1D1, DWZ1IX1B6, DWZ0IT0P0, DWZ1IB6K1, DWZ1IB6N1
Total power of the lamps:	9 W
Grease filter type:	Kassette
Connection rating:	259 W
Voltage:	220-240 V
Frequency:	50 Hz
Plug type:	Gardy plug w/ earthing
Installation typology:	Built-in
Material body:	Lacquered
Plug type:	Gardy plug w/ earthing
Dimensions of the product, with chimney (if exists) (in):	x x
Dimensions of the packed product:	23.03 x 25.59 x 38.18
Net weight:	31.000 lbs
Gross weight:	45.000 lbs
Motor location:	Integrated motor in hood body
No-return airflow flap:	Yes
Length electrical supply cord:	130.0 cm
Dimensions of the product, with chimney (if exists):	.x 897.0 x 298.0 mm
Dimensions of the packed product (HxWxD):	..... 585 x 650 x 970 mm
Net weight:	14.0 kg
Gross weight:	20.6 kg



## Series 6, Integrated Design Hood, 90 cm, clear glass black printed DBB97AM60

### Perfectly integrated design hood for optimal usage of space inside your cupboard.

---

#### Variant

- 90 cm wide
- For installation in a special wall cupboard (90 cm)
- Suitable for ducted or re-circulated extraction
- For recirculated extraction various recirculation kits are available as optional accessories.

#### Design

- Flush-fitted installation for a seamless integration in wall cupboards.
- Space efficient, compact design for extra storage possibilities on the hood and up to max. 10 kg storage weight per side.
- Glass panel with touch control for an easy operation and enhanced vapor capture.

#### Comfort

- Electronic controls via TouchControl with Electronic display
- 3 speeds plus intensive setting
- Automatic revert
- Automatic revert setting, 6 minutes
- The fan and light are automatically turned on and off by opening and closing the glass panel.
- The light can also be independently turned on and off when the glass panel is closed by quick hand touch on control area.

#### Features

- 3 x 2 W LED
- SoftLight
- Colour Temperature: 3500 K
- Light Intensity: 517 lux
- Energy efficient capacitor motor
- Metal grease filter, dishwasher safe
- cassette w. stainl.steel frame
- Easy to clean smooth surfaces and materials.

#### Performance

- Extraction rate according to EN 61591 ø 15 cm:
  - max. Normal use: 460 m<sup>3</sup>/h
  - Intensive: 749 m<sup>3</sup>/h
- Noise level according to EN 60704-2-13 exhaust air:
  - Max. normal use: 63 dB(A) re 1 pW
  - Intensive: 73 dB(A) re 1 pW
  - Noise min./max. Normal Level: 50/63 dB
- With the Clean Air Plus recirculation kit (available as optional accessory) your appliances reaches:
  - Extraction rate in recirculation mode: Max. normal use: 451 m<sup>3</sup>/h
  - Intensive: 652 m<sup>3</sup>/h
  - Noise level in recirculation mode: Max. normal use: 67 dB(A) re 1 pW
  - Intensive: 74 dB(A) re 1 pW

#### Planning and installation information

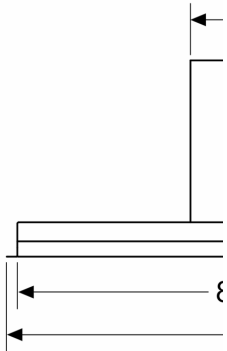
- Suitable for installation in bottomless wall cupboards
- Enclosed spacers for installation in wall cupboards with maximum depth of up to 360 mm.
- Enclosed mats for protection against scratches and dirt of storage space on hood sides.
- For installation in higher wall cupboards decorative chimney extensions are available as optional accessories.



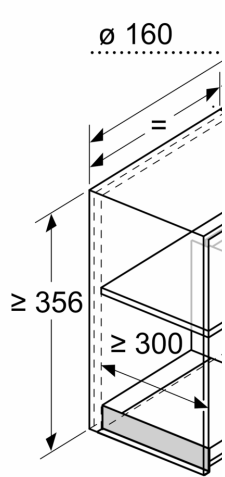
- Chimney extensions are compatible with the available recirculation kits.

**Series 6, Integrated Design Hood, 90 cm, clear glass black printed  
DBB97AM60**

measurements in  
**Front view**

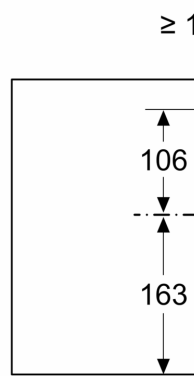


measurements in  
**Installation exa**



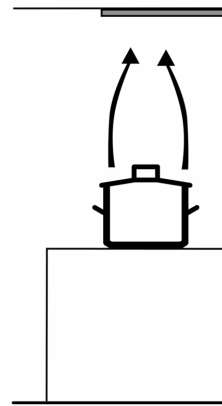
**A: Area without t**

measurements in



**A: Cable bushing**

measurements in



from upper edge  
**A: min. 430 elect**  
**B: min. 650 gas**

measurements in  
**side view**

