

iQ500, Wall mounted hoods, 90 cm, Stainless steel LC98BH542



The wall-mounted chimney hood with high extraction rate – perfect for installing on the kitchen wall.

- ✓ The energy-saving LED lighting ensures optimal visibility when cooking
- ✓ The 860 m³/h extraction rate supplies clean air when cooking.
- ✓ Extremely quiet at a mere 41 dB.
- ✓ The intensive setting temporarily increases the extraction rate when kitchen vapour is especially intense, with automatic revert after 6 min.

Features

Technical Data

Color chimney : Stainless steel
 Typology : Chimney
 Approval certificates : CE, VDE
 Length electrical supply cord (cm) : 130
 Height of the chimney (mm) : 582-894/582-1004
 Height of product, without chimney (mm) : 60
 Net weight (kg) : 19.313
 Type of control : Electronic
 Number of speed settings : 3-stage + 2 intensive
 Maximum output air extraction (m³/h) : 460
 Boost position output recirculating (m³/h) : 460
 Maximum output recirculating air (m³/h) : 360
 Boost position air extraction (m³/h) : 860
 Number of lights : 3
 Noise level (dB) : 55
 Diameter of air outlet (mm) : 120 / 150
 Grease filter material : Washable stainless steel
 Odour filter : No
 Operating Mode : Convertible
 Delay Shut off modes : 10M
 Optional accessories : LZ00XXP00, LZ12265, LZ12365, LZ50960, LZ53450, LZ53451, LZ56200, LZ57300
 Type of lamps used : LED
 Total power of the lamps (W) : 9
 Grease filter type : Multilayer cassette
 Connection Rating (W) : 169
 Current (A) : 10
 Voltage (V) : 220-240
 Frequency (Hz) : 60; 50
 Plug type : Gardy plug w/ earthing
 Installation typology : Wall-mounted
 Material body : Stainless steel
 Approval certificates : CE, VDE
 Plug type : Gardy plug w/ earthing
 Dimensions of the product, with chimney (if exists) (in) : / x x
 Dimensions of the packed product (in) : 23.03 x 25.59 x 38.18
 Net weight (lbs) : 43
 Gross weight (lbs) : 55
 Motor location : Integrated motor in hood chimney
 No-return airflow flap : No
 Length electrical supply cord (cm) : 130
 Dimensions of the product, with chimney (if exists) (mm) : 642-1064 x 900 x 500
 Dimensions of the packed product (HxWxD) (mm) : 585 x 650 x 970
 Net weight (kg) : 19.313
 Gross weight (kg) : 25.0



iQ500, Wall mounted hoods, 90 cm, Stainless steel LC98BH542

Features

Design:

- 90 cm Stainless steel Box common design Table ventilation hood
- White electronic display
- Soft touch button control with 7-segment display

Features:

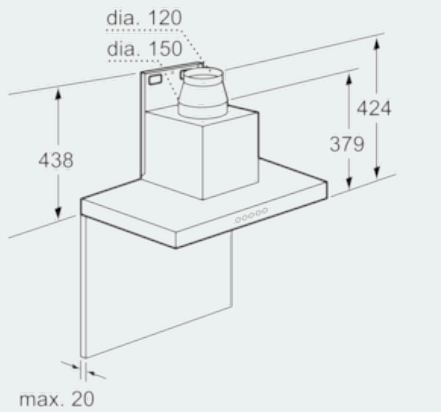
- Total Connected load: 169 W
- Suitable for ducted and re-circulating operation
- Total power of motors: 160 W
- Fan regulation: 3-stage + 2 intensive
- Main switch: On/Off Control
- Intensive op. revert dur.: 6 min.
- Twin channel high performance fan motor
- 850EE
- 3 x LED 3W
- Softlight with dimmer function
- Steel filter cover
- 3 x metal grease filter cassettes
- Saturation display filter: grease- and charcoal filter
- Maximum extraction power 860 m3/h
- Noise level: 41 dba
- Automatic intensive revert
- Additional noise reduction insulation

Dimensions:

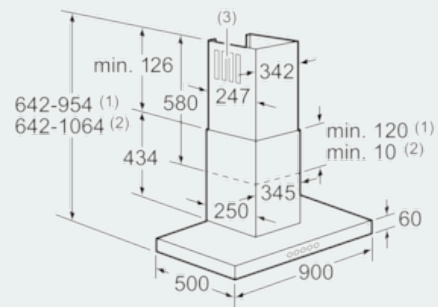
- Dimensions exhaust air (HxWxD): 642-954 x 90 cm x 50 cm
- Dimensions recirculating (HxWxD): 642-1064 x 90 cm x 50 cm
- Diameter pipe: 12 cm
- Connecting cable 130 cm
- Total Connected load: 169 W

**iQ500, Wall mounted hoods, 90 cm,
Stainless steel
LC98BH542**

Dimensioned drawings

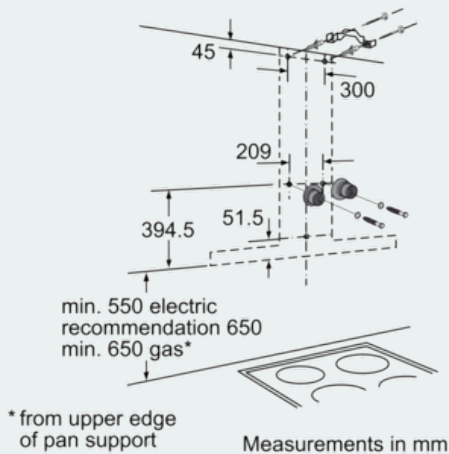


Measurements in mm

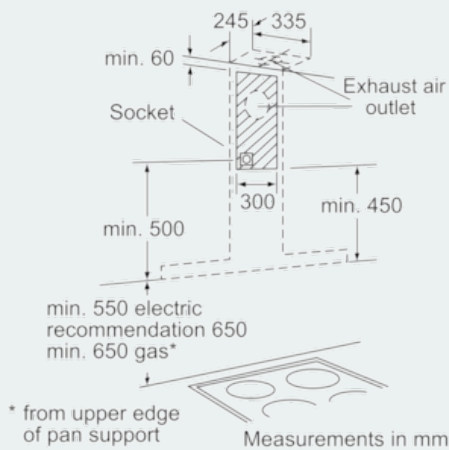


- (1) Exhaust air
- (2) Circulated air
- (3) Air outlet - install with vent at bottom for exhaust air

Measurements in mm



Measurements in mm



Measurements in mm