

iQ500, built-in fridge, 177.5 x 56 cm, flat hinge KI81RAF30



Included accessories

2 x egg tray

iQ 500 coolEfficiency built-in fridge with hydroFresh Box to keep fruit and vegetables fresh up to 2 times longer and flexible varioShelf.

✓ Hyperfresh Plus: keeps fruits and vegetables fresh for up to 2 times longer.

Features

Technical Data

Built-in / Free-standing : Built-in
 Number of compressors : 1
 Number of independent cooling systems : 1
 Width of the appliance : 558 mm
 Height : 1772 mm
 Depth of the product : 545 mm
 Net weight : 66.782 kg
 Required niche size for installation (HxWxD) : 1775.0 x 560 x 550 mm
 Door panel options : Not possible
 Door hinge : Right reversible
 Number of Adjustable Shelves in fridge compartment : 6
 Shelves for Bottles : Yes
 Frost free system : No
 Interior ventilator : Yes
 Reversible Door Hinge : Yes
 Length electrical supply cord : 230 cm
 Noise level : 37 dB
 Multi-Flow Air Tower : No
 Economy setting : No
 Cold technology : 1 compressor/1 cold circuit
 Fast cooling switch : Yes
 Temperature Controlled Drawer : No
 Humidity Control Drawer : Yes
 Number of Door Bins - Refrigerator : 5
 Door bin adjustability - Refrigerator : No
 Tilt-out door bins in fridge : Yes
 Gallon Storage : Yes
 Number of Gallon storage : 2
 No. of shelves in fridge : 7
 Motorized Shelf : No
 Material of the shelves : Glas, plastic
 Door opened indicator freezer : Yes
 Connection Rating : 90 W
 Fuse protection : 10 A
 Voltage : 220-240 V
 Frequency : 50 Hz
 Energy consumption annual - NEW (2010/30/EC) : 116.00 kWh/annum
 Refrigerator Net capacity - NEW (2010/30/EC) : 319 l
 Freezer Net capacity - NEW (2010/30/EC) : 0 l
 Frost free system : No
 Freezing capacity) - NEW (2010/30/EC) : 0 kg/24h
 Approval certificates : CE, VDE
 Main colour of product : Not applicable
 Door panel options : Not possible
 Installation typology : Full-integrated
 Noise level : 37 dB
 Energy Star Qualified : No
 Plug type : GARDY plug w/ earthing
 Required cutout/niche size for installation (in) : x x
 Dimensions of the packed product : 72.44 x 24.40 x 25.19
 Net weight : 147.000 lbs
 Gross weight : 159.000 lbs



**iQ500, built-in fridge, 177.5 x 56 cm,
flat hinge
KI81RAF30**

Features

- Internal LED lighting in fridge
- Touchcontrol- Electronic - 7 segment electronic control (digital readout)
- Door open warning signal: Acoustic door open warning

Fridge Compartment

- hydroFresh drawer on telescopic rails - keeps fruit and vegetables up to 2 x longer fresh!
- freshSense - constant temperature by intelligent sensor technology
- Easy access shelf - easy access and everything in sight
- with carbon filter
- Super cool function
- 7 safety glass shelves (6 height adjustable), of which Base plates, 2 glass plates extendible
- Interior door tray design with silver trim
- 6 door bins, there of 1x dairy compartment

Technical Information

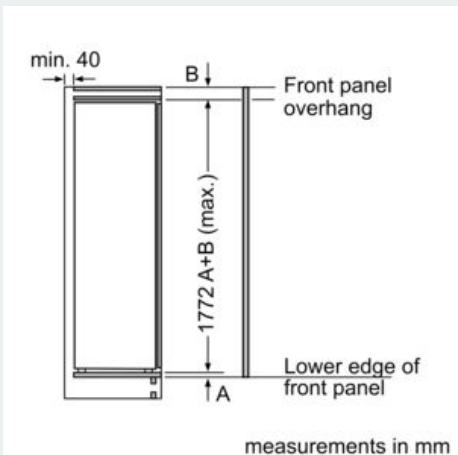
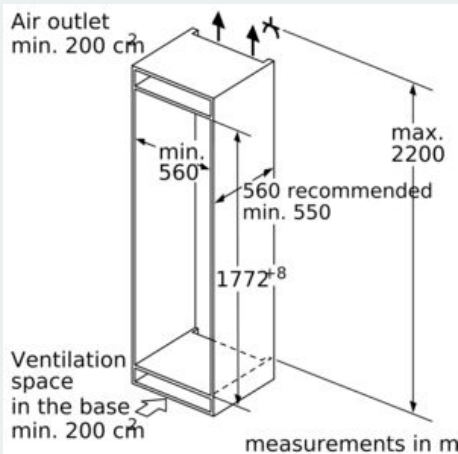
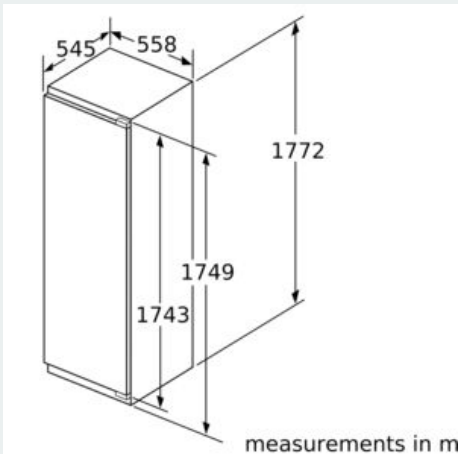
- Net Capacity Fridge: 319 L
- Right hinged door, reversible door
- Connection value 90 W
- Nominal voltage: 220 - 240 V

Dimensions

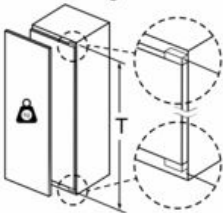
- Appliance Height: 1772 mm
- Appliance Width: 558 mm
- Appliance Depth: 545 mm
- Niche Dimension (HxWxD): 177.5 cm x 56 cm x 55 cm

iQ500, built-in fridge, 177.5 x 56 cm,
flat hinge
KI81RAF30

Dimensioned drawings



Maximal permissible weight of the unit fronts



Fitted kitchen unit doors that exceed the permissible weight may cause damage and result in functional impairment of the hinges.

T: Includes height of appliance door Hinges in mm:	undamped hinge, Door in kg:	damped hinge, Door in kg:
1500-1750	22	22

measurements in mm
Recommended gap dimensions for flat hinges

	F	R	X
16-19	0-3	2.5	
	0-1	3	
20	2-3	2.5	
	0-1	3	
21	2-3	2.5	
	0	4	
22	1	3.5	
	2-3	3	

The gap dimensions recommended in the table must be adhered to in order to ensure that appliance doors do not collide with anything when they are opened, and to avoid causing damage to kitchen units.