

**iQ700, Built-In Microwave Oven,
Black
BF722L1B1I**



HZ6UCC0	Cookbook
HZG9AS00S	Adapter

The microwave with touchControl for easy control and direct selection of heating modes.

- ✓ TFT-Touchdisplay – Touch navigation for intuitive operation.
- ✓ For fast cleaning dirt is softened beforehand by vaporizing soapy water. It can then be removed more easily – humidClean Plus program.
- ✓ Automatic programs ensure excellent results - cookControl7.
- ✓ cookControl Plus – Pre-installed settings for excellent results.
- ✓ Inverter Technology – Constant microwave power for gradually heated food.

Type of micro-wave oven:	Microwave only
Type of control:	Electronic
Dimensions:	382 x 594 x 318 mm
Cavity dimensions:	230 x 350 x 270 mm
Length electrical supply cord:	175.0 cm
Net weight:	17.5 kg
Gross weight:	17.3 kg
Maximum microwave power:	900 W
Number of Power Levels:	5
Turntable:	No
Cavity material:	Stainless steel
Door opening:	Button
Clock:	Yes
Height of the appliance:	382 mm
Width of the appliance:	594 mm
Depth:	318 mm
Maximum microwave power:	900 W
Connection Rating:	1220 W
Fuse protection:	10 A
Voltage:	220-240 V
Frequency:	50; 60 Hz
Plug type:	India plug (16 Ampere)
Required cutout/niche size for installation (in):	X
Dimensions of the packed product:	18.50 x 18.11 x 26.37
Net weight:	34.000 lbs
Gross weight:	38.000 lbs



iQ700, Built-In Microwave Oven, Black BF722L1B1I

Heating modes

- Max. Power: 900 W; 5 Microwave power settings: 90 W, 180 W, 360 W, 600 W, 900 W
- Intelligent inverter technology: maximum output power will be regulated to 600 W when used in longer operation
- Cavity volume: 21 l

Design

Colour display: Full Color

- hydrolyse program

Comfort

- electronic clock
- Appliance dimensions (H x W x D): 38.2 cm x 59.4 cm x 31.8 cm
- Automatic programmes, 7
- Oven door with Left hinged side opening door, maximum opening 160 degrees

Connecting cable: 175 cm

- Start-/Stop button
- door contact switch
- Integral cooling fan

Technical Information

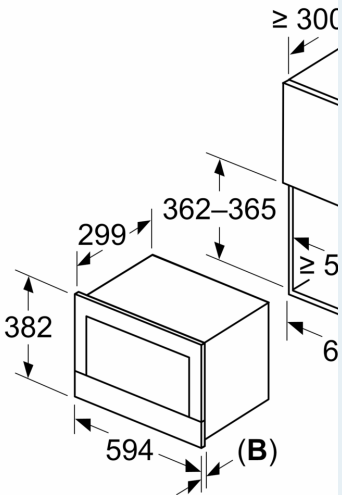
- Length of mains cable: 175 cm
- Total connected load electric: 1.22 KW
- Nominal voltage: 220 - 240 V
- Max. time setting (MW): 90 min

Dimensions:

- Appliance dimension (hxwxd): 382 mm x 594 mm x 318 mm
- Required niche size for installation (HxWxD): 362 mm - 382 mm x 560 mm - 568 mm x 300 mm
- Please reference the built-in dimensions provided in the installation drawing

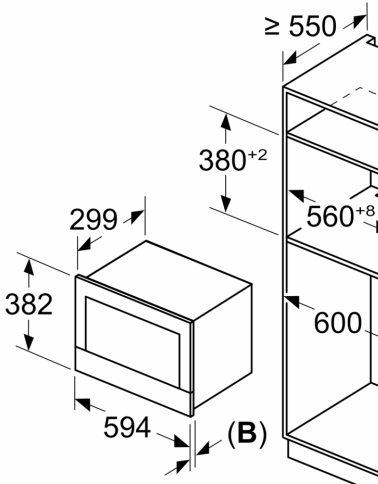
iQ700, Built-In Microwave Oven,
 Black
 BF722L1B1I

Measurements in mm



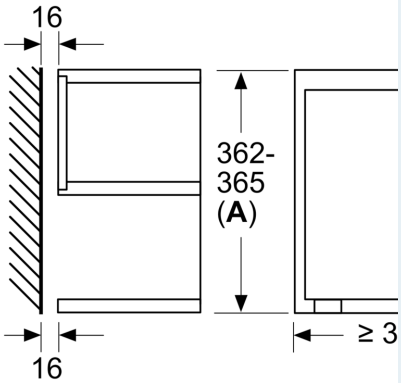
A: Back wall open
B: 19.5 mm

Measurements in mm



A: Back wall open
B: 19.5 mm

measurements in mm



A: Overhang at top:
 Recess 362: 6 mm
 Recess 365: 3 mm
B: Overhang at bottom: 14 mm