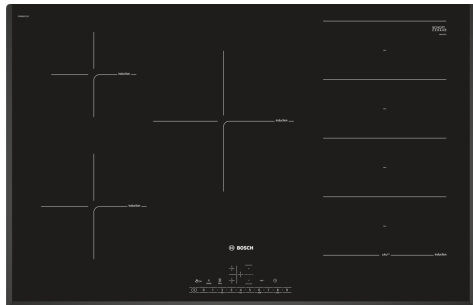


## Series 6, Induction hob, 80 cm, Black, PXV851FC1E



**The FlexInduction hob allows you to place multiple pots and pans or large cookware anywhere on the flexible cooking zone.**

- **DirectSelect:** Direct, simple selection of the desired cooking zone, power and additional functions.
- **FlexInduction:** more flexibility on your hob for large pots and pans.
- **PerfectFry:** no more worrying about scorching.
- **U-Bevel:** Elegant, appealing design with bevelled front and sides.
- **PowerBoost:** up to 50% more power for faster heating on your induction hob.

HEZ390012 Steaming Rack for Stainless Steel roasts, HEZ390090 Wok Set consisting of 3 Items, HEZ390210 System pan diameter 15 cm, HEZ390220 System pan diameter 19 cm, HEZ390230 System pan diameter 21cm, HEZ390512 Teppan Yaki (large), HEZ390522 Griddle Plate, HEZ9ES100 Espresso maker 4 cups, HEZ9FE280 Iron pan Ø 18 / 28 cm, HEZ9FF010 Flex Pan, large, HEZ9FF030 Flex Pan set, 3 pcs., HEZ9FF040 Flex Pan set, 4 pcs., HEZ9SE040 4 pieces Set, HEZ9SE060 6 pieces Set, HEZ9TY010 Teppan Yaki, HZ390011 Stainless Steel roaster with glass lid

Product name/family: ..... Cooking zone ceramic  
Built-in / Free-standing: ..... Built-in  
Energy input: ..... Electric  
Number of cooking zones: ..... 5  
Min. required niche size for installation (HxWxD): ..... 51 x 750-750 x 490-500 mm  
Width of the appliance: ..... 802 mm  
Dimensions: ..... 51x802x522 mm  
Dimensions of the packed product (HxWxD): ..... 126 x 953 x 603 mm  
Net weight: ..... 14.2 kg  
Gross weight: ..... 17.9 kg  
Residual heat indicator: ..... Separate  
Location of control panel: ..... Front  
Basic surface material: ..... Ceramic glass  
Color of surface: ..... Black  
Length electrical supply cord: ..... 110.0 cm  
EAN code: ..... 4242002871028  
Voltage: ..... 220-240 V  
Frequency: ..... 50; 60 Hz



## **Series 6, Induction hob, 80 cm, Black, PXV851FC1E**

**The FlexInduction hob allows you to place multiple pots and pans or large cookware anywhere on the flexible cooking zone.**

- 80 cm: space for 5 pots or pans.

### **Flexibility of cooking zones**

- flexInduction zone: use cookware of any shape or size anywhere within the 40cm long zone.
- Cooking zone front left: 180 mm, 1.8 KW (max. power 3.1 KW)
- Cooking zone rear left: 145 mm, 1.4 KW (max. power 2.2 KW)
- Cooking zone middle: 240 mm, 2.2 KW (max. power 3.7 KW)
- Cooking zone rear right: 210 mm, 200 mm, 2.2 KW (max power 3.7 KW)
- Cooking zone front right: 210 mm, 200 mm, 2.2 KW (max. power 3.7 KW)

### **Usage convenience**

- DirectSelect: directly control the power with the imprinted touch bar.
- Variable 17-stage power settings for each zone: precisely adapt the heat with 17 power levels (9 main levels and 8 intermediate levels).
- Timer for all zones
- : switches off the cooking zone at the end of the time set (e.g. for boiled eggs).
- Timer - shows how long the cooktop is in use
- : an alarm sounds at the end of the time set (e.g. for pasta).

### **Time saving & efficiency**

- PowerBoost function for all zones
- : boil water faster thanks to 50% more energy than at the highest standard level.
- QuickStart function: when switching on, the hob automatically selects the cooking zone with cookware (when placed on a zone whilst the hob is off).
- ReStart function: in case of unintentional switch-off, this feature restores all previous settings by switching on the hob again within 4 seconds

### **Cooking assistance**

- fryingSensor with 4 temperature settings: prevents overcooking with the automatic temperature regulation of the integrated sensor.

### **Design**

- Three sided bevelled frameless finish

### **Safety**

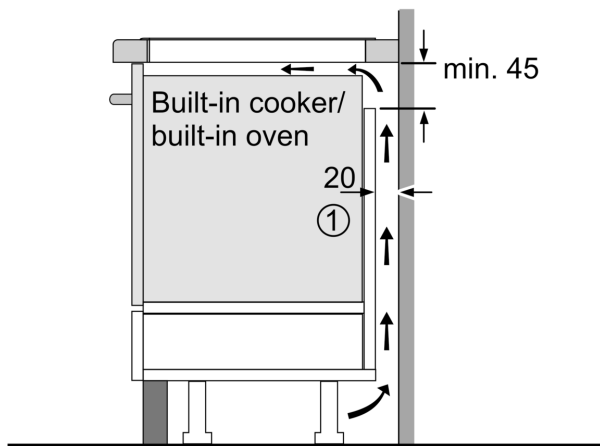
- 2 stage residual heat indicator for each zone: indicates which cooking zones are still hot or warm.
- Control panel lock: prevent unintended activation of the hob.
- Freeze function: wipe overboiled liquids without unintentionally changing settings (blocking all touch buttons for 30 seconds).
- Main on/off switch: switch off all cooking zones at the touch of a button.
- Safety cut-out switch-off: for safety reasons, heating stops after a preset time if not used.

- Energy consumption display: shows the electricity consumption of the last cooking process.

### **Installation**

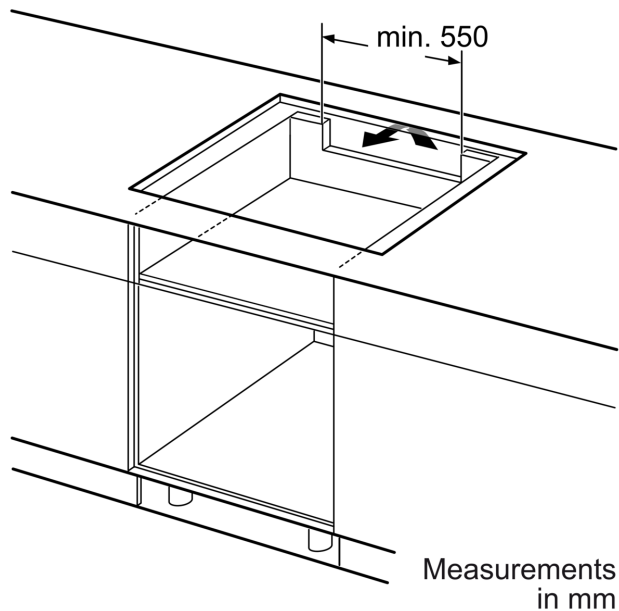
- Dimensions of the product (HxWxD mm): 51 x 802 x 522
- Required niche size for installation (HxWxD mm) : 51 x 750 x (490 - 500)
- Min. worktop thickness: 16 mm
- Connected load: 7.4 KW
- Power management options for 16A, 13A or 10A connection: limit the maximum power if needed (depends on fuse protection of electric installation).
- Power cord: 1.1 m, Cable included

**Series 6, Induction hob, 80 cm,  
Black,  
PXV851FC1E**

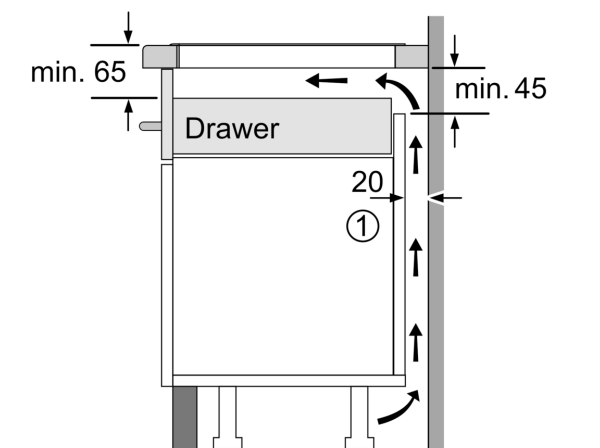


①  
Ventilation gap must  
be present

All measurements in mm



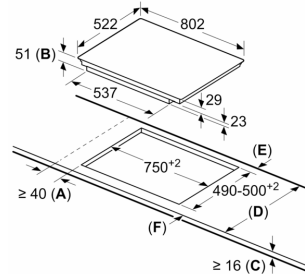
Measurements  
in mm



①  
Ventilation gap must  
be present.

Measurements in mm

measurements in mm



**A:** Minimum distance from the hob cut-out to the wall.  
**B:** Recessed depth.  
**C:** The clearance between the surface of the worktop and the top of the front of the oven must be 30 mm. See space requirements for the oven.

The worktop into which the hob is installed must withstand loads of approx. 60 kg; suitable substructures must be used if required.

D	E	F
585-600	50	≥ 35
> 600	≥ 50	≥ 50