

**Series 6, Induction hob, 80 cm,  
Black,  
PVW831HB1E**



- **DirectSelect:** the direct and simple way to select your desired cooking zone, power and additional functions.
- **CombiZone:** combine two induction cooking zones to heat large cookware.
- **Smart Hood Automatic:** a matching hood that automatically adjusts to your hob settings while cooking.
- **Home Connect:** Connected home appliances for an easier everyday life.
- **Front-Bevel:** Elegant, appealing design with bevelled front.

**Technical Data**

Product name/family: ..... Cooking zone ceramic  
 Built-in / Free-standing: ..... Built-in  
 Energy input: ..... Electric  
 Number of cooking zones: ..... 5  
 Min. required niche size for installation (HxWxD): ..... 51 x 750-750 x 490-500 mm  
 Width of the appliance: ..... 802 mm  
 Dimensions: ..... 51 x 802 x 522 mm  
 Dimensions of the packed product (HxWxD): ..... 130 x 950 x 600 mm  
 Net weight: ..... 13.1 kg  
 Gross weight: ..... 16.8 kg  
 Residual heat indicator: ..... Separate  
 Location of control panel: ..... Front  
 Basic surface material: ..... Ceramic glass  
 Color of surface: ..... Black  
 Length electrical supply cord: ..... 110.0 cm  
 EAN code: ..... 4242005394432  
 Voltage: ..... 220-240 V  
 Frequency: ..... 50; 60 Hz

**Optional accessories**

HEZ32WA00	Wireless food thermometer
HEZ390090	Wok Set consisting of 3 Items
HEZ9ES100	Espresso maker 4 cups
HEZ9FE280	Iron pan Ø 18 / 28 cm
HEZ9SE030	Set of 2 pots and 1 pan
HEZ9SE040	4 pieces Set
HEZ9SE060	6 pieces Set



## Series 6, Induction hob, 80 cm, Black, PVW831HB1E

- 80 cm: space for 5 pots or pans.

### Flexibility of cooking zones

- Combi zone
- : use bigger cookware by connecting two classic cooking zones into one large zone.
- Cooking zone front left: 180 mm, 2 KW (max. power 3.1 KW)
- Cooking zone rear left: 145 mm, 1.6 KW (max. power 2.2 KW)
- Cooking zone middle: 240 mm, 2.5 KW (max. power 3.7 KW)
- Cooking zone rear right: 190 mm, 210 mm , 2.5 KW (max power 3.7 KW)
- Cooking zone front right: 190 mm, 210 mm, 2.5 KW (max. power 3.7 KW)

### Usage convenience

- Multitouch+: directly control the power with the imprinted touch bar.
- yes: directly access favourite functions with a configurable button (available with connected Home Connect account).
- Variable 17-stage power settings for each zone: precisely adapt the heat with 17 power levels (9 main levels and 8 intermediate levels).
- Switch-off timer: switches off the cooking zone at the end of the time set (e.g. for boiled eggs).
- alternative: an alarm sounds at the end of the time set (e.g. for pasta).
- Sound volume adaptable to personal preference and needs.

### Time saving & efficiency

- PowerBoost function for all zones
- : boil water faster thanks to 50% more energy than at the highest standard level.
- QuickStart function: when switching on, the hob automatically selects the cooking zone with cookware (when placed on a zone whilst the hob is off).
- ReStart function: in case of unintentional switch-off, this feature restores all previous settings by switching on the hob again within 4 seconds

### Connectivity

- Home Connect enabled: check if the hob is switched off even when not at home, and find recipes or additional functions in the Home Connect app.
- Hob Hood Control - hood control (with Wi-Fi enabled hood): automatically activates the hood when cooking, thanks to the WiFi connection of hob and suitable hood.
- via MyButton: open up the smart universe from your cooktop (partner service required). via MyButton: open up the smart universe from your cooktop (partner service required).
- Updateable appliance (available with connected Home Connect account): keep appliance always up to date with latest status of software. Updateable appliance (available with connected Home Connect account): keep appliance always up to date with latest status of software.

### Design

- Front facette design

### Safety

- 2 stage residual heat indicator for each zone: indicates which cooking zones are still hot or warm.
- Control panel lock: prevent unintended activation of the hob.
- pause function: pause the heating process, e.g to answer the door.
- Main on/off switch: switch off all cooking zones at the touch of a button.

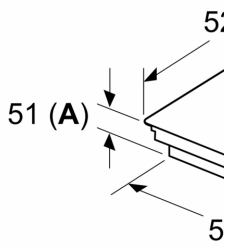
- Safety cut-out switch-off: for safety reasons, heating stops after a preset time if not used (possible to customise).

### Installation

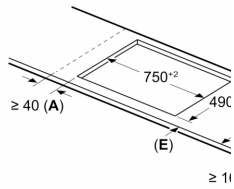
- Dimensions of the product (HxWxD mm): 51 x 802 x 522
- Required niche size for installation (HxWxD mm) : 51 x 750 x (490 - 500)
- Min. worktop thickness: 16 mm
- Connected load: 7.4 KW
- Power management options for 16A, 13A or 10A connection: limit the maximum power if needed (depends on fuse protection of electric installation).

**Series 6, Induction hob, 80 cm,  
Black,  
PVW831HB1E**

Measurements in



Measurements in mm

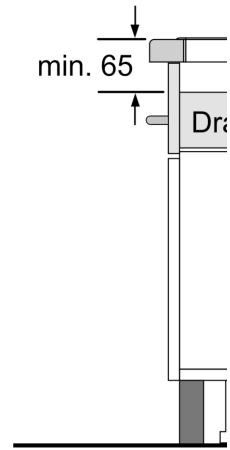
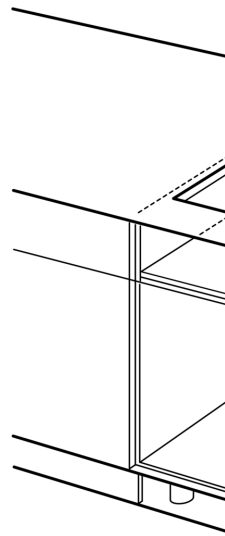


C	D	E
585-600	50	≥ 35
> 600	≥ 50	≥ 50

**A:** Recessed depth



① Ventilation gap must be present



① Ventilation gap must be present.