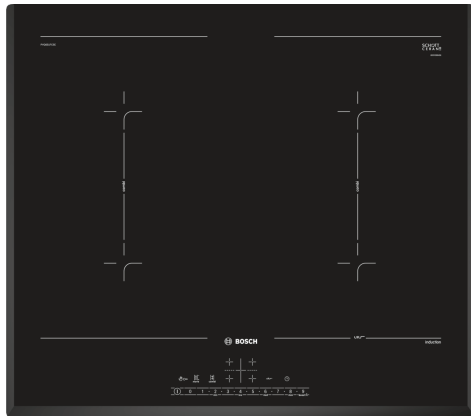


## Series 6, Induction hob, 60 cm, Black, PVQ651FC5E



### Optional accessories

HEZ390090	Wok Set consisting of 3 Items
HEZ390210	System pan diameter 15 cm
HEZ9ES100	Espresso maker 4 cups
HEZ9FE280	Iron pan Ø 18 / 28 cm
HEZ9SE040	4 pieces Set
HEZ9SE060	6 pieces Set

## The CombiInduction hob: you can place large, oval or rectangular cookware on two connected cooking zones.

- **DirectSelect:** Direct, simple selection of the desired cooking zone, power and additional functions.
- **CombiZone:** combine two induction cooking zones to heat large cookware.
- **PerfectFry:** no more worrying about scorching.
- **U-Bevel:** Elegant, appealing design with bevelled front and sides.
- **PowerBoost:** up to 50% more power for faster heating on your induction hob.

### Technical Data

Product name/family:	.....	Cooking zone ceramic
Built-in / Free-standing:	.....	Built-in
Energy input:	.....	Electric
Number of cooking zones:	.....	4
Min. required niche size for installation (HxWxD):	.....	51 x 560-560 x 490-500 mm
Width of the appliance:	.....	592 mm
Dimensions:	.....	51 x 592 x 522 mm
Dimensions of the packed product (HxWxD):	.....	126 x 753 x 608 mm
Net weight:	.....	11.7 kg
Gross weight:	.....	13.9 kg
Residual heat indicator:	.....	Separate
Location of control panel:	.....	Front
Basic surface material:	.....	Ceramic glass
Color of surface:	.....	Black
Length electrical supply cord:	.....	110.0 cm
EAN code:	.....	4242005088256
Voltage:	.....	220-240 V
Frequency:	.....	50; 60 Hz



## **Series 6, Induction hob, 60 cm, Black, PVQ651FC5E**

### **The CombiInduction hob: you can place large, oval or rectangular cookware on two connected cooking zones.**

#### **Design**

- Three sided bevelled frameless finish
- 60 cm: space for 4 pots or pans.

#### **Flexibility of cooking zones**

- 2 Combi zones
- : use bigger cookware by connecting two classic cooking zones into one large zone.
- Cooking zone front left: 190 mm, 210 mm, 2.2 KW (max. power 3.7 KW)
- Cooking zone rear left: 190 mm, 210 mm, 2.2 KW (max. power 3.7 KW)
- Cooking zone rear right: 190 mm, 210 mm, 2.2 KW (max power 3.7 KW)
- Cooking zone front right: 190 mm, 210 mm, 2.2 KW (max. power 3.7 KW)

#### **Usage convenience**

- DirectSelect: directly control the power with the imprinted touch bar.
- Variable 17-stage power settings for each zone: precisely adapt the heat with 17 power levels (9 main levels and 8 intermediate levels).
- Timer for all zones
- : switches off the cooking zone at the end of the time set (e.g. for boiled eggs).
- Timer - shows how long the cooktop is in use
- : an alarm sounds at the end of the time set (e.g. for pasta).

#### **Time saving & efficiency**

- PowerBoost function for all zones
- : boil water faster thanks to 50% more energy than at the highest standard level.
- MoveMode (2 levels): increase or decrease the power level simply by moving the pot forwards or backwards.
- QuickStart function: when switching on, the hob automatically selects the cooking zone with cookware (when placed on a zone whilst the hob is off).
- ReStart function: in case of unintentional switch-off, this feature restores all previous settings by switching on the hob again within 4 seconds

#### **Cooking assistance**

- fryingSensor with 4 temperature settings: prevents overcooking with the automatic temperature regulation of the integrated sensor.

#### **Safety**

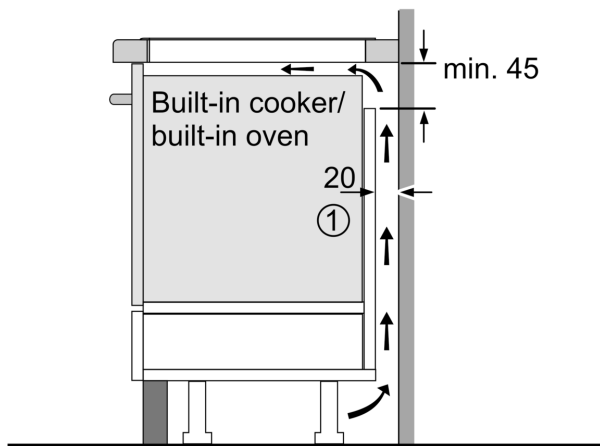
- 2 stage residual heat indicator for each zone: indicates which cooking zones are still hot or warm.
- Control panel lock: prevent unintended activation of the hob.
- Freeze function: wipe overboiled liquids without unintentionally changing settings (blocking all touch buttons for 30 seconds).

- Main on/off switch: switch off all cooking zones at the touch of a button.
- Safety cut-out switch-off: for safety reasons, heating stops after a preset time if not used (possible to customise).
- Energy consumption display: shows the electricity consumption of the last cooking process.

#### **Installation**

- Dimensions of the product (HxWxD mm): 51 x 592 x 522
- Required niche size for installation (HxWxD mm) : 51 x 560 x (490 - 500)
- Min. worktop thickness: 16 mm
- Connected load: 7.4 KW
- Power management options for 16A, 13A or 10A connection: limit the maximum power if needed (depends on fuse protection of electric installation).
- Power cord: 1.1 m, Cable included

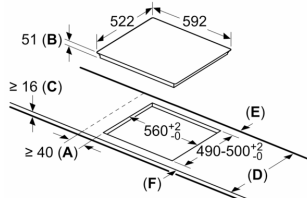
**Series 6, Induction hob, 60 cm,  
Black,  
PVQ651FC5E**



①  
Ventilation gap must  
be present

All measurements in mm

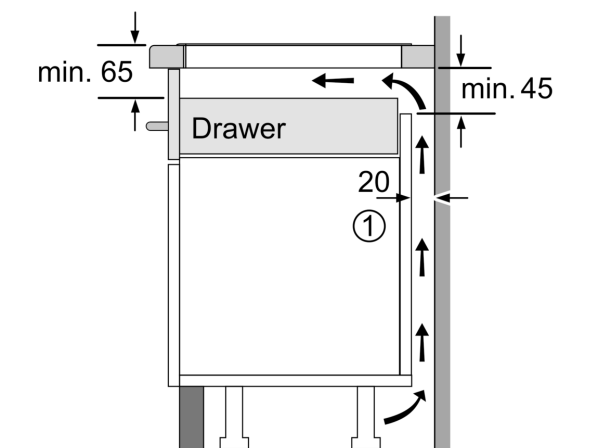
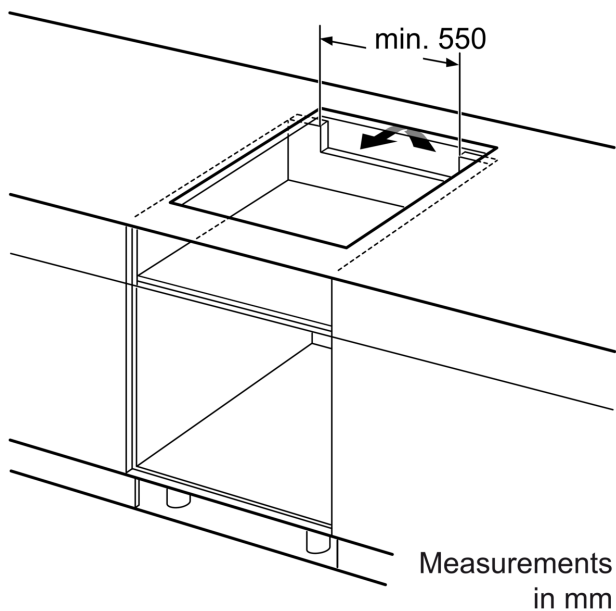
measurements in mm



- A:** Minimum distance from the hob cut-out to the wall.  
**B:** Recessed depth  
**C:** The clearance between the surface of the worktop and the top of the front of the oven must be 30 mm. See space requirements for the oven.

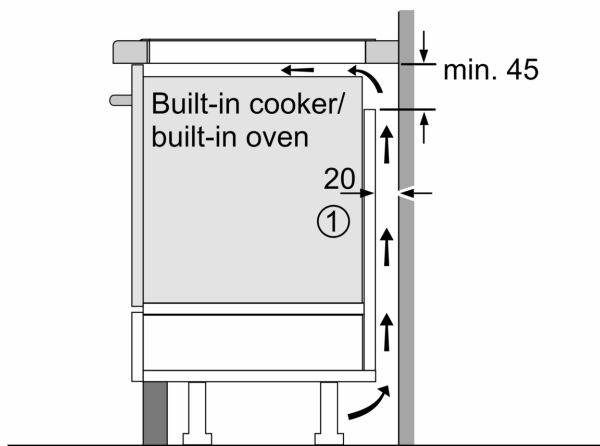
The worktop into which the hob is installed must withstand loads of approx. 60 kg; suitable substructures must be used if required.

D	E	F
585-600	50	≥ 35
> 600	≥ 50	≥ 50



①  
Ventilation gap must  
be present.

Measurements in mm



①  
Ventilation gap must  
be present

All measurements in mm