


Installation accessory LZ21WWM11



✓ Includes necessary installation parts to install the motor up to 3m away from the ventilation unit. Note ducting is required separately.

Features

Technical Data

Dimensions of the packed product (HxWxD): ... 455 x 335 x 690 mm
Pallet dimensions: 200.0 x 80.0 x 120.0
Standard number of units per pallet: 12
Weight: 6.2 kg
Gross weight: 8.8 kg
EAN code: 4242003886540



Installation accessory LZ21WWM11

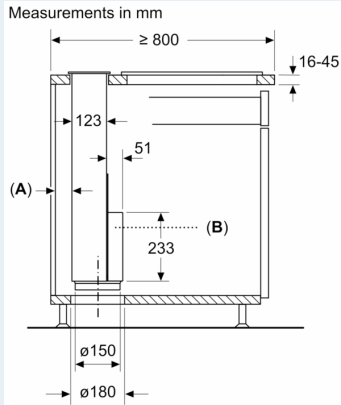
Features

Optional accessories

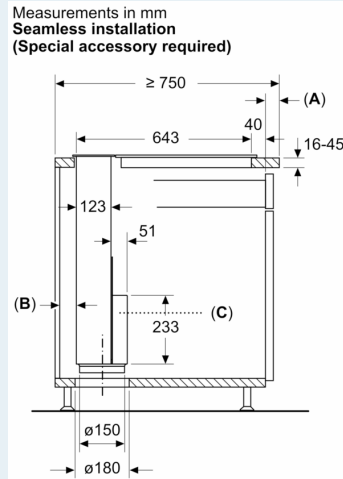
- Includes necessary installation parts to install the motor up to 3m away from the ventilation unit. Note ducting is required separately.

Installation accessory
LZ21WWM11

Dimensioned drawings

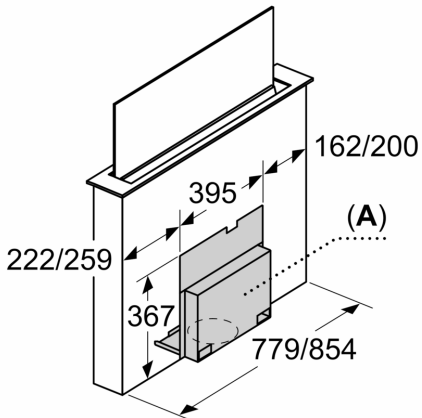


A: ≥ 20 mm between the Guided Air suction area and a cabinet wall
B: Cover must always be accessible



A: Worktop overhang protruding beyond unit carcass
B: ≥ 20 mm between the Guided Air suction area and a cabinet wall
C: Cover must always be accessible

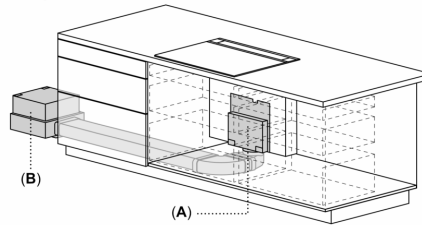
measurements in mm



A: Access to the entire cover must be ensured even after installation.

The cover can be installed on the front or rear of the appliance.

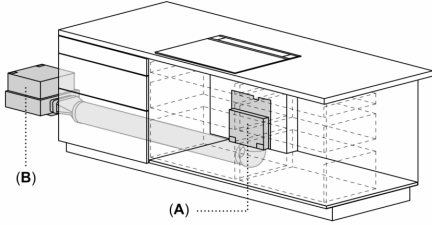
Example



A: Cover must always be accessible
B: Clearance between motor unit and appliance max. 3 mm
Motor unit must always be accessible

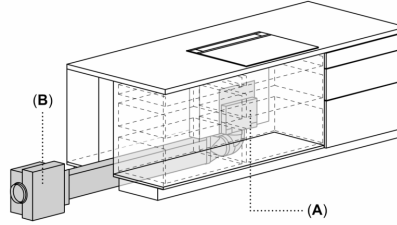
Dimensioned drawings

Example



A: Cover must always be accessible
 B: Clearance between motor unit and appliance max. 3 m
 Motor unit must always be accessible

Example



A: Cover must always be accessible
 B: Clearance between motor unit and appliance max. 3 m
 Motor unit must always be accessible

Measurements in mm

