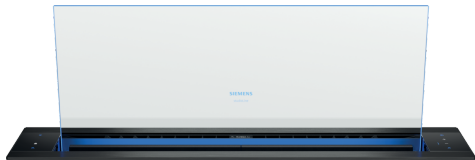


**IQ700, Downdraft hood, 80 cm,  
Clear glass  
LD88WMM66B**



**Optional accessories**

HZ9VDSB1 90° flat duct bend horizontal, HZ9VDSB2 90° flat duct L vertical, HZ9VDSI0 Adapter round-flat, HZ9VDSI1 90° Adapter round-flat, HZ9VDSM1 Straight tube 500mm, HZ9VDSM2 Straight tube 1000mm, HZ9VDS51 Connector sleeve (female), LZ21WWB16 Clean Air Plus odor filter (replacement), LZ21WWI16 Clean Air Plus recirculation kit, LZ21WWJ11 Long Life recirculation kit, LZ21WWM11 Installation kit remote motor, LZ28WWY12 Mounting kit for seamless installation, LZ31WWX11 Flat duct adapt.round 90° DN150 Metal, LZ31XXX11 Aluflex pipe cyl. 150

The seamlessly designed glassdraftAir is only visible when in use, with an impressive performance thanks to the new Guided Air technology.

**Features**

**Technical Data**

Typology: ..... Downdraft  
 Length electrical supply cord: ..... 130.0 cm  
 Min. required niche size for installation (HxWxD): ..... 703mm x 781.0mm x 123mm mm  
 Weight: ..... 37.0 kg  
 Type of control: ..... Electronic  
 Number of speed settings: ..... 3-stage + 2 intensive  
 Maximum output air extraction: ..... 501 m³/h  
 Boost position output recirculating: ..... 525 m³/h  
 Maximum output recirculating air: ..... 416 m³/h  
 Boost position air extraction: ..... 775 m³/h  
 Maximum Air flow: ..... 501 m³/h  
 Noise level: ..... 62 dB(A) re 1 pW  
 Diameter of air outlet: ..... 150 mm  
 Grease filter material: ..... Washable stainless steel  
 EAN code: ..... 4242003881033  
 Connection Rating: ..... 300 W  
 Fuse protection: ..... 10 A  
 Nominal power: ..... 220-240 V  
 Frequency: ..... 50; 60 Hz  
 Plug type: ..... GB plug  
 Installation type: ..... Built-in  
 Delay Shut off modes: ..... 10 min



**IQ700, Downdraft hood, 80 cm,  
Clear glass  
LD88WMM66B**

Features

**Variant**

- 80 cm wide
- Energy Efficiency Class: A (at a range of energy efficiency classes from A+++ to D)
- Extraction rate exhaust air according to EN 61591:
  - max. normal use 501 m<sup>3</sup>/h, intensive 775 m<sup>3</sup>/h
- Noise max. Normal Level: 62 dB\*

**Features**

- Fully automatic hood
- cookConnect hob based hood control
- climateControl Sensor
- emotionLight pro: Ambient light
- 3 power levels and 2 intensive settings
- touchControl
- The standard functions are located on the right-hand user interface
- Efficient BLDC motor
- Automatic intensive revert (6mins)
- Automatic after running (10 minutes)
- 2 x metal grease filter cassettes
- Grease and charcoal filter saturation indicators
- The filter service button automatically lifts filters into service position for easy removal

**Connectivity**

- Home Connect: Remote Monitoring and Control for connected home appliances and operation via smartphone or tablet (only in countries where Home Connect service is available)
- The Home Connect functionality can be extended by integrating numerous applications from external cooperation partners (partnerships)
- Voice Control enabled via popular voice assistants (only in countries where this service is available)
- Interval function: available via Home Connect
- Silence function: available via Home Connect

**Design**

- Extendable clear glass panel with edge lighting
- The glass panel can be easily removed and cleaned
- For installation in a kitchen cabinet, Integrated
- Suitable for installation in an island or Semi-island kitchen solution

**Performance**

- Suitable for ducted and re-circulating operation
- For recirculated extraction Clean Air Plus recirculation kit (accessory) needed
- Extraction rate according to EN 61591 ø 15 cm:
  - max. Normal use 501 m<sup>3</sup>/h
  - Intensive 775 m<sup>3</sup>/h
- Noise level according to EN 60704-3 and EN 60704-2-13 exhaust air:
  - Max. normal use: 62 dB(A) re 1 pW
  - Intensive: 70 dB(A) re 1 pW
- Maximum extraction rate exhaust air 501 m<sup>3</sup>/h according to EN 61591
- Noise level according to EN 60704-3 and EN 60704-2-13 at max. normal use exhaust air: 62 dB(A) re 1 pW
- With the Clean Air Plus recirculation kit (available as optional

accessory) your appliances reaches:

- Extraction rate in recirculation mode: Max. normal use: 416 m<sup>3</sup>/h
- Intensive: 525 m<sup>3</sup>/h
- Noise level in recirculation mode: Max. normal use: 65 dB(A) re 1 pW
- Intensive: 70 dB(A) re 1 pW
- Average Energy Consumption: 36.9 kWh/year\*
- Blower Efficiency Class: A\*
- Lighting Efficiency Class: -\*
- Grease Filtering Efficiency Class: B\*
- Power rating: 300 W

**Planning and installation information**

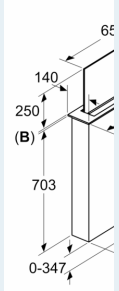
- Not suitable for combination with gas hobs
- Extension height 250 mm
- Dimensions (HxWxD): 709 x 812 x 140 mm
- Built-in dimensions (HxWxD): 703 x 781 x 123 mm
- Electrical cable length 1.3 m
- Please reference the built-in dimensions provided in the installation drawing

\* In accordance with the EU-Regulation No 65/2014

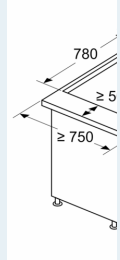
**IQ700, Downdraft hood, 80 cm,  
Clear glass  
LD88WMM66B**

Dimensioned drawings

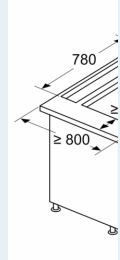
Measurements in mm



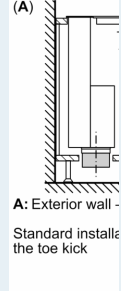
Measurements in mm  
Combination with  
Seamless, top-n



Measurements in mm  
Combination with  
Standard, top-n



Planning record



Measurements in mm  
Combination with  
Standard, top-n

