

**Series 6, built-in fridge, 122.5 x 56 cm, flat hinge
KIR41AF30G**



A++



The refrigerator with VitaFresh plus Box and TouchControl: very efficient - keeps your food fresher for longer.

- **LED lighting** - with soft start, lasts for the lifetime of the appliance.
- **Easy Access Shelf**: a pull-out glass shelf for easier access to everything inside your fridge.
- **Vario Shelf**: space for bottles and bowls with sectioned glass shelves that can be separated and slid underneath.
- **Super Cooling**: cools new food placed inside faster, thus protecting already cooled food.

Technical Data

Built-in / Free-standing:	Built-in
Door panel options:	Possible but accessory
Height:	1221 mm
Width of the appliance:	558 mm
Depth:	545 mm
Min. required niche size for installation (HxWxD):	1225.0 x 560 x 550 mm
Net weight:	49.2 kg
Connection rating:	90 W
Fuse protection:	13 A
Door hinge:	Right reversible
Voltage:	220-240 V
Frequency:	50 Hz
Length electrical supply cord:	230.0 cm
Number of compressors:	1
Number of independent cooling systems:	1
Interior ventilator:	No
Reversible Door Hinge:	Yes
Number of Adjustable Shelves in fridge compartment:	5
Shelves for Bottles:	No
EAN code:	4242002735276
Brand:	Bosch
Product name / Commercial code:	KIR41AF30G
Product category:	Refrigerator
Frost free system:	No
Installation typology:	Integrated
Included accessories:	2 x egg tray

Included accessories

2 x egg tray

Optional accessories

KFZ40AX0	Door panel with decor frame
KFZ40SX0	Stainless steel door panel
KSZ10020	Bottle Rack



Series 6, built-in fridge, 122.5 x 56 cm, flat hinge KIR41AF30G

The refrigerator with VitaFresh plus Box and TouchControl: very efficient - keeps your food fresher for longer.

Performance and Consumption

- Energy Efficiency Class: A++
- Energy consumption: 105 kWh kWh/yr.
- Total net capacity: 211 litres
- Net fridge capacity: 211 litres
- Noise level dB(A) re 1 pW: 33

Design features

- Right hinged door, reversible door
- Fixed hinge
- Bright interior LED fridge light
- Electronic LED display
- 1 compressor

Food freshness system

- FreshSense - Constant temperature control by intelligent sensor technology
- 1 VitaFresh plus drawer with humidity control. Fruit and vegetables retain vitamins and last longer

Key features - Fridge section

- 6 removable safety glass shelves of which 5 are easy pull out
- 4 door trays, including 1x dairy compartment
- Interior design with metal applications
- 1 removable door storage compartments.
- Bright interior LED fridge light

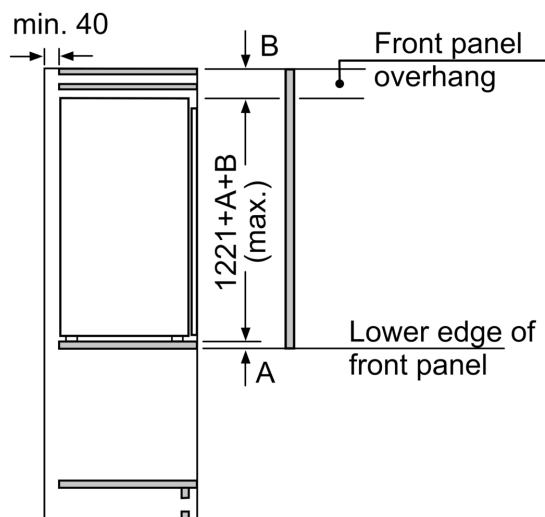
Functions

- Optical and acoustical door open warning

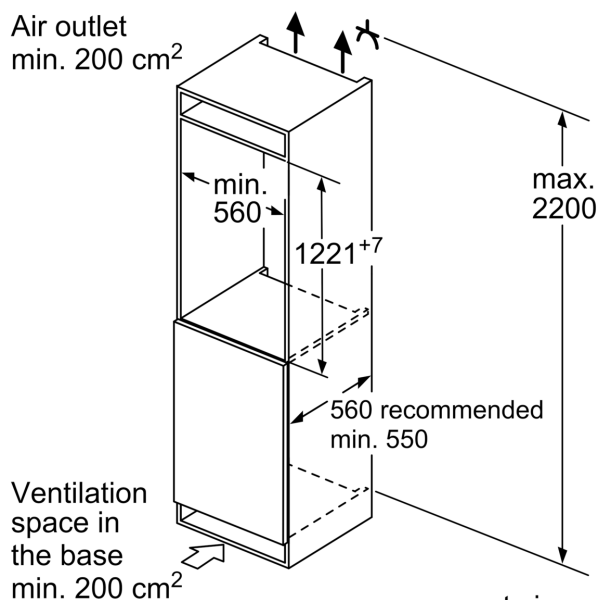
Dimension and installation

- Climate class SN-T (suitable for ambient temperatures between 10 to 43°C)
- Connection value 90 W
- Dimensions: 122.1 cm H x 55.8 cm W x 54.5 cm D
- Niche Dimensions: 122.5 cm H x 56 cm W x 55 cm D

Series 6, built-in fridge, 122.5 x 56 cm, flat hinge
KIR41AF30G



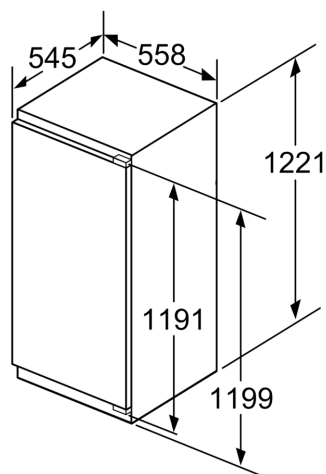
measurements in mm



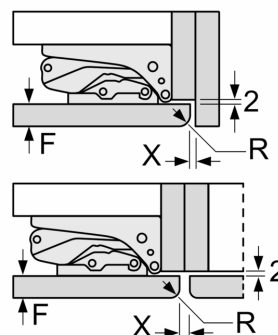
measurements in mm

measurements in mm

Recommended gap dimensions for flat hinges



measurements in mm



F	R	X
16-19	0-3	2.5
20	0-1	3
	2-3	2.5
21	0-1	3
	2-3	2.5
22	0	4
	1	3.5
	2-3	3

The gap dimensions recommended in the table must be adhered to in order to ensure that appliance doors do not collide with anything when they are opened, and to avoid causing damage to kitchen units.