

**IQ300, built-in fridge, 88 x 56 cm,  
flat hinge  
KI21RVFEO**



- ✓ LED light – Even lighting throughout the inside of your fridge to keep everything in view.
- ✓ superCooling – Reduces the temperature for a set time, to quickly cool down fresh food items.
- ✓ autoAirflow – Ideal air circulation for even cooling at all levels, maintaining longer freshness.
- ✓ safetyGlass shelves – Extra strong and easy to clean.

**Features**

**Technical Data**

Energy Efficiency Class: ..... E  
 Average annual energy consumption in kilowatt hour per year (kWh/a): ..... 92 kWh/annum  
 Sum of volume of frozen compartments: ..... 0 l  
 Sum of volume of chill compartments: ..... 136 l  
 Airborne acoustical noise emissions : ..... 35 dB(A) re 1 pW  
 Airborne acoustical noise emission class: ..... B  
 Built-in / Free-standing: ..... Built-in  
 Door panel options: ..... Possible but accessory  
 Height: ..... 874 mm  
 Width of the appliance: ..... 541 mm  
 Dimensions: ..... 548 mm  
 Min. required niche size for installation (HxWxD): .. 880 x 560 x 550 mm  
 Weight: ..... 30.1 kg  
 Fuse protection: ..... 10 A  
 Door hinge: ..... Right reversible  
 Nominal power: ..... 220-240 V  
 Frequency: ..... 50 Hz  
 Length electrical supply cord: ..... 230.0 cm  
 Number of compressors: ..... 1  
 Number of independent cooling systems: ..... 1  
 Interior ventilator: ..... No  
 Reversible Door Hinge: ..... Yes  
 Number of Adjustable Shelves in fridge compartment: ..... 2  
 Shelves for Bottles: ..... Yes  
 EAN code: ..... 4242003904343  
 Brand: ..... Siemens  
 Product name / Commercial code: ..... KI21RVFEO  
 Product category: ..... Upright fridge  
 Frost free system: ..... No  
 Installation type: ..... Fully integrated  
 Included accessories: ..... 3 x egg tray

**Included accessories**

3 x egg tray

**Optional accessories**

KF20ZAX0 Door panel with decor frame  
 KF20ZSX0 Stainless steel door panel  
 KSGGZM00 Butter box



**IQ300, built-in fridge, 88 x 56 cm,  
flat hinge  
KI21RVFEO**

Features

- KI21RVFEO
- Fixed hinge, softClosing door: No
- Easy Installation

**Performance and Consumption**

- EU19\_EEK\_D: E
- Total Volume : 136 l
- Net Fridge Volume : 136 l
- Net Freezer Volume : 0 l
- Annual Energy Consumption: 92 kWh/a
- Climate Class: SN-ST
- EU19\_Fast freezer facility\_D: no
- Noise Level : 35 dB

**Functions**

- Bright interior LED fridge light

**Design features**

- Electronic control (LED chain)
- Automatic defrost in fridge section
- superCool function with automatic deactivation
- Acoustic open door warning system

**Design features**

- 1 removable door storage compartments.
- 2 door bins
- Door shelves in fridge door: 1 large and 1 small

**Freshness System**

- 1 vegetable/salad container

**Dimension and installation**

- Dimensions: 87.4 cm H x 54.1 cm W x 54.8 cm D
- Niche Dimensions: 88 cm H x 56 cm W x 55 cm D

**Key features - Fridge section**

- Right hinged door, door reversible
- 220 - 240 V

**Key features - Freezer section**

- 3 x egg tray
- bottle holder in door tray

**Country Specific Options**

- Based on the results of the standard 24-hour test. Actual consumption depends on usage/position of the appliance.

**Design features**

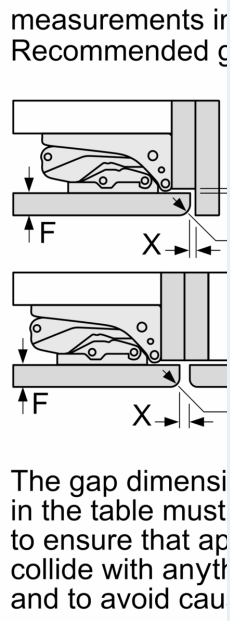
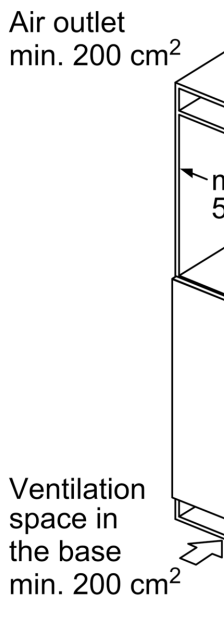
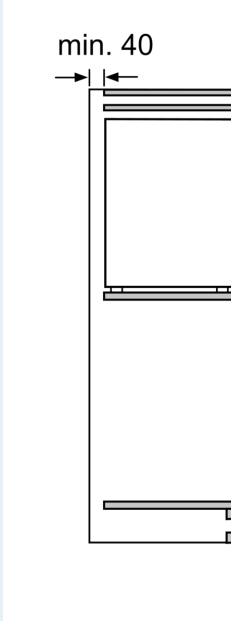
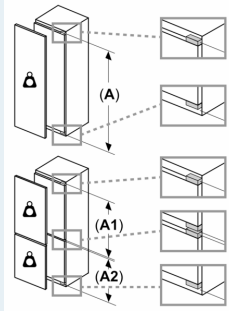
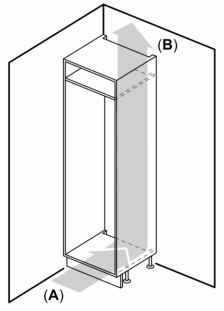
**Dimension and installation**

**Additional features**

- Wave form bottle holder
- Length of power cord:230 cm

**IQ300, built-in fridge, 88 x 56 cm,  
flat hinge  
KI21RVFE0**

Dimensioned drawings



measurements in  
Recommended c

The gap dimensi  
in the table must  
to ensure that ap  
collide with anyth  
and to avoid cau