

**Series 6, built-under freezer, 82 x 59.8 cm, flat hinge
GUD15AFF0G**



Included accessories

1 x ice cube tray

Optional accessories

KFZ10AX0 Door panel with decor frame
KUZ20SX0 Attachment door, stainless steel

The freezer with 3 transparent freezer drawers and SuperFreezing: freezes new items placed inside even faster.

• **SuperFreezing:** Protects frozen food from defrosting.

Technical Data

Energy Efficiency Class: F
Average annual energy consumption in kilowatt hour per year (kWh/a): 224 kWh/annum
Sum of volume of frozen compartments: 106 l
Airborne acoustical noise emissions :38 dB(A) re 1 pW
Airborne acoustical noise emission class:C
Thermometer freeze section:Analog
Light: No
Product category: Upright freezer
Built-in / Free-standing: Built-in
Door panel options: Possible but accessory
Frost free system:No
Height of the appliance: 820 mm
Width of the appliance: 598 mm
Depth: 548 mm
Dimensions of the packed product (HxWxD): 890 x 670 x 620 mm
Net weight:36.7 kg
Gross weight: 39.7 kg
Connection rating: 90 W
Fuse protection:13 A
Frequency: 50 Hz
Length electrical supply cord: 230.0 cm
Door hinge: Right reversible
Defrost process: manual
Warning signal / malfunction: Both visual and audible
Door lock:No
Number of drawers/baskets (Stck): 3
Number of freezing flaps (Stck): 0
EAN code:4242005132751
Brand: Bosch
Product name / Commercial code: GUD15AFF0G
Product category: Upright freezer
Included accessories:1 x ice cube tray



4 242005 132751

Series 6, built-under freezer, 82 x 59.8 cm, flat hinge GUD15AFF0G

The freezer with 3 transparent freezer drawers and SuperFreezing: freezes new items placed inside even faster.

Included accessories

- KFZ10AX0, KUZ20SX0

Functions

- Combined to Fridge/Freezer combination

Design features

- Fixed hinge
- Mechanical control
- Freezer malfunction warning signal: optical and acoustical warning system
- SuperFreezing function with automatic deactivation

Food freshness system

- 3 freezer drawers

Dimension and installation

- Dimensions: 82 cm H x 59.8 cm W x 54.8 cm D
- Niche Dimensions: 82 cm H x 60 cm W x 55 cm D

Key features - Fridge section

- Right hinged door, reversible door
- Connection value 90 W
- 220 - 240 V

Key features - Freezer section

- GUD15AFF0G

Country Specific Options

- Based on the results of the standard 24-hour test. Actual consumption depends on usage/position of the appliance.

Design features

Dimension and installation

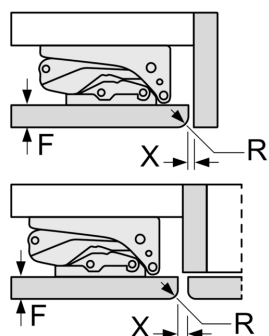
Performance and Consumption

- EU19_EEK_D: F
- Total Volume : 106 l
- Freezing capacity 24h : 7.4 kg
- Annual Energy Consumption: 224 kWh/a
- Climate Class: SN-T
- Noise Level : 38 dB
- Temperature rise time : EU19_Temperature rise time_D: 10 H

**Series 6, built-under freezer, 82 x
59.8 cm, flat hinge
GUD15AFF0G**

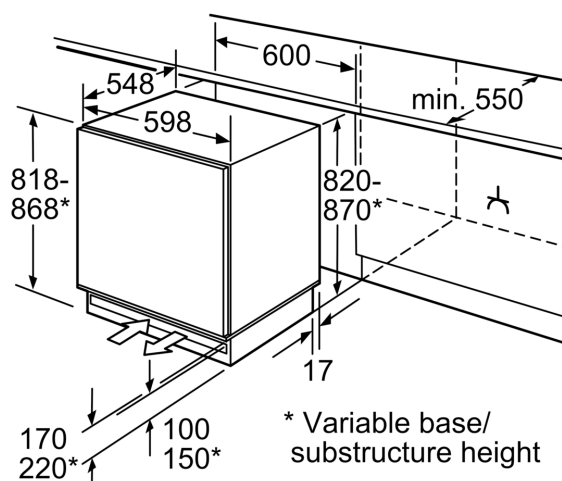
measurements in mm

Recommended gap dimensions for flat hinges



F	R	X
16-19	0-3	2.5
20	0-1	3
	2-3	2.5
21	0-1	3
	2-3	2.5
22	0	4
	1	3.5
	2-3	3

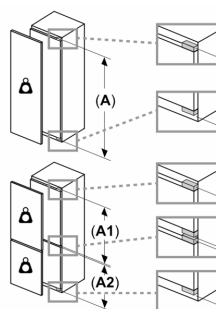
The gap dimensions recommended in the table must be adhered to in order to ensure that appliance doors do not collide with anything when they are opened, and to avoid causing damage to kitchen units.



* Variable base/
substructure height

Space for electrical connection next to the appliance on the left or right-hand side.
Ventilation space in the base.

measurements in mm



Maximal permissible weight of the unit fronts

Fitted unit fronts that exceed the permissible weight may cause damage and result in functional impairment of the hinges

Δ Weight

A: Appliance door height including hinges in mm

B: Undamped hinge, unit front in kg

C: Damped hinge, unit front in kg

D: Additional possible load in kg with heavy load kit

A	B	C	D
1500-1750	22	22	
720-1400	19	19	B+5 / C+5
A1	15	19	
A2	15	19	