

**Series 2, Wall-mounted cooker hood,  
90 cm, Stainless steel  
DWB94BC50B**



**Optional accessories**

DHZ9550 Brushed steel back panel, DHZ9551 Brushed steel back panel, DWZ0DX0A0 Standard odor filter (replacement), DHZ1225 Chimney extension 1000 mm, DHZ1235 Chimney extension 1500 mm, DZZ1XX1B6 Clean Air Plus odor filter (replacement), DWZ1DX1B4 Clean Air Standard odor filter (repl.), DWZ0DX0U0 Standard recirculation kit, DWZ0XX0J0 Long Life recirculation kit, DWZ1DX1I4 Clean Air Standard recirculation kit, DWZ1DX1I6 Clean Air Plus recirculation kit, DWZ1FX5C6 Clean Air Plus recirc. kit external, DWZ1FX5D1 Long Life recirculation kit external, DZZ0XX0P0 Long Life odor filter (replacement)

**Box design hood: performance and matching kitchen design complete in one hood.**

- **Silent:** maximum extractor performance with little noise.
- **Dishwasher safe aluminum mesh filters**

**Technical Data**

Typology: .....	Wall-mounted
Length electrical supply cord: .....	130.0 cm
Height of the chimney: .....	583-912/583-1022 mm
Height of the appliance: .....	53 mm
Minimum distance above an electric hob: .....	550 mm
Minimum distance above a gas hob: .....	650 mm
Net weight: .....	11.9 kg
Type of control: .....	mechanical
Number of speed settings: .....	3
Max. air extraction: .....	365 m <sup>3</sup> /h
Max. air recirculation: .....	240 m <sup>3</sup> /h
Maximum Air flow: .....	365 m <sup>3</sup> /h
Number of lights: .....	2
Noise level: .....	64 dB(A) re 1 pW
Diameter of air outlet: .....	120 / 150 mm
Grease filter material: .....	Washable aluminium
EAN code: .....	4242005051106
Connection rating: .....	100 W
Fuse protection: .....	10 A
Voltage: .....	220-240 V
Frequency: .....	50; 60 Hz
Plug type: .....	GB plug
Installation typology: .....	Wall-mounted



## Series 2, Wall-mounted cooker hood, 90 cm, Stainless steel DWB94BC50B

### Box design hood: performance and matching kitchen design complete in one hood.

#### Key performance features:

- Energy Efficiency Class: D (at a range of energy efficiency classes from A+++ to D)
- Max. extraction rate: 365 m<sup>3</sup>/h
- Noise max. Normal Level: 64 dB\*

#### Features

- Push button control
- 3 power levels
- 2 x 1.5W LED light
- Colour Temperature: 3500 K
- 3 metal grease filter cassettes
- Designed for wall mounted installation

#### Design

- Chimney extractor hood
- Push button control for extractor speeds and light
- Mechanical

#### Performance/technical information

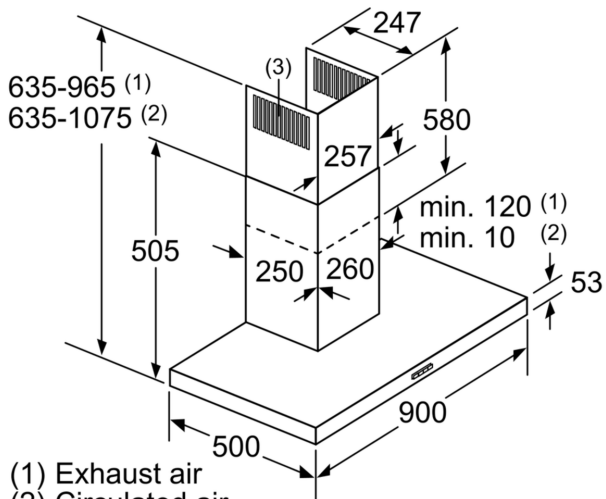
- Suitable for ducted or recirculating operation
- For recirculated extraction recirculating kit or CleanAir recirculating kit (accessory) needed
- Maximum extraction rate exhaust air 365 m<sup>3</sup>/h according to EN 61591
- Noise level according to EN 60704-3 and EN 60704-2-13 at max. normal use exhaust air: 64 dB(A) re 1 pW
- With the Clean Air Plus recirculation kit (available as optional accessory) your appliances reaches:
- Extraction rate in recirculation mode: Max. normal use: 240 m<sup>3</sup>/h
- Noise level in recirculation mode: Max. normal use: 65 dB(A) re 1 pW
- Power rating: 100 W
- Light Intensity: 91 lux
- Electrical cable length 1.3 m
- Diameter pipe Ø 150 mm (Ø 120 mm enclosed)
- Dimensions exhaust air (HxWxD): 635-965 x 900 x 500 mm
- Dimensions recirculating (HxWxD): 635-1075 x 900 x 500 mm
- Dimensions recirculating with CleanAir module (HxWxD):
- 703 x 900 x 500 mm - mounting with outer chimney
- 833-1163 x 900 x 500 mm - mounting with telescopic chimney
- Blower Efficiency Class: E\*
- Lighting Efficiency Class: A\*
- Grease Filtering Efficiency Class: D\*
- Average Energy Consumption: 53.1 kWh/year\*

#### Optional accessories

- Recirculating kit DHZ9550

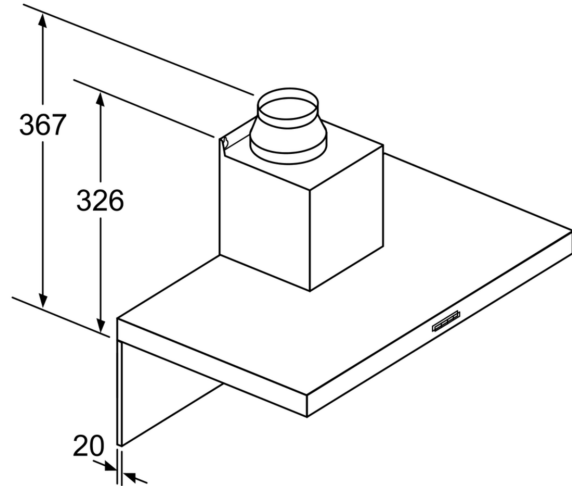
\* In accordance with the EU-Regulation No 65/2014

**Series 2, Wall-mounted cooker hood,  
90 cm, Stainless steel  
DWB94BC50B**



- (1) Exhaust air
- (2) Circulated air
- (3) Air outlet – slots for exhaust air to be mounted facing down

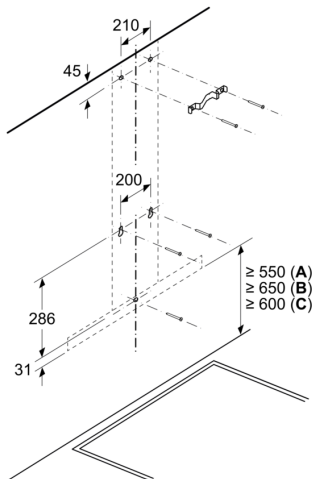
measurements in mm



If a back panel is used,  
the design of the appliance  
must be considered.

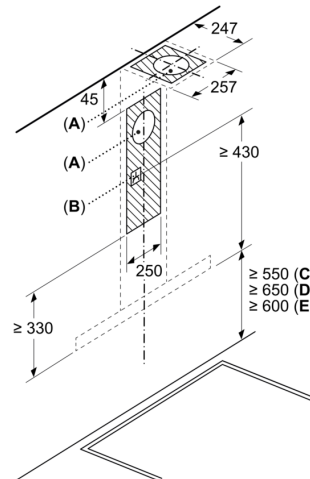
measurements in mm

Measurements in mm



- A: Electric
- B: Gas - from upper edge of pan support
- C: Electric - for Australia and New Zealand

Measurements in mm



- A: Exhaust air outlet
- B: Socket
- C: Electric
- D: Gas - from upper edge of pan support
- E: Electric - for Australia and New Zealand