

**Series 8, Fully automatic espresso machine, Stainless steel, Removable water tank
CTL636ES1**



Optional accessories

TCZ7003	water filter
TCZ8001A	10 Cleaning Tablets for Coffee Machine
TCZ8002A	3 Descaling Tablets for Coffee Machine
TCZ8004A	Care set Coffee Machine
TCZ8009N	insulated milk container
Y988081012 :	
Y988081300 :	
Y988081302 :	
Y988081303 :	

The built-in coffee center with OneTouch Function: offers great variety and highest versatility.

- **AromaDouble Shot:** Extra-strong coffee without the bitterness thanks to two specialised grinding and brewing processes
- **CeramDrive:** High quality, durable ceramic grinder
- **Intelligent Heater inside:** Perfect brewing temperature and full aroma with the SensoFlow System
- **OneTouch DoubleCup:** Your choice of espresso or milk drinks with a click – even two cups at once.
- **OneTouch Function:** All espresso drinks at the touch of a button – whether espresso or cappuccino.

Technical Data

Built-in / Free-standing:	Built-in
Frothing nozzle:	No
Display:	Yes
Water protection system:	No
Portion sizes:	All cups
Dimensions:	455x594x375 mm
Dimensions of the packed product (HxWxD):	550 x 480 x 670 mm
Required niche size for installation (HxWxD):	449x558x356 mm
EAN code:	4242002769226
Fuse protection:	10 A
Voltage:	220-240 V
Frequency:	50/60 Hz
Plug type:	Gardy plug w/ earthing



Series 8, Fully automatic espresso machine, Stainless steel, Removable water tank CTL636ES1

The built-in coffee center with OneTouch Function: offers great variety and highest versatility.

Flavour

- "sensoFlow system" - Innovative heating system
- One-touch function for Cappuccino, Espresso macchiato, Latte macchiato, Caffè Latte, personalised milk mix beverage
- aromaDouble Shot - Extra strong coffee without compromise in aroma
- Beverage temperature adjustable individually: Coffee: 3 levels, Hot water: 4 grades

Convenience

- TFT display with interactive menu
- 8 personalised beverages Save 8 favourite beverages with individual names and adjustable mixing ratio of milk and espresso
- 20-250 ml
- Cappuccino: Prepare two cups simultaneously for all coffee varieties
- Removable 2.4 litre water tank
- Early warning when bean container or water tank are close to empty

Performance

- "silent ceram drive" - Premium ceramic grinding unit
- Coffee Sensor Pro: The grinding unit automatically adjusts to bean variety
- One-touch coffee milk specialities with especially fine-pored milk froth thanks to an innovative milk frother
- In addition to beverages also available separately: milk foam, warm milk, hot water
- Reduced heat up time: fastest first cup
- Water pump with 19 bar pressure
- Separate container for pre-ground coffee

Hygiene

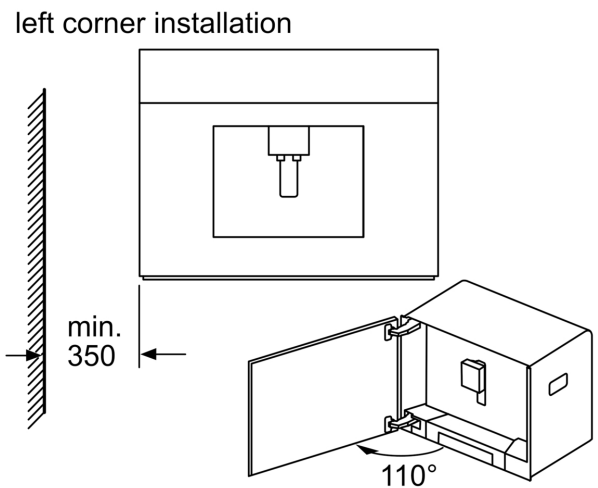
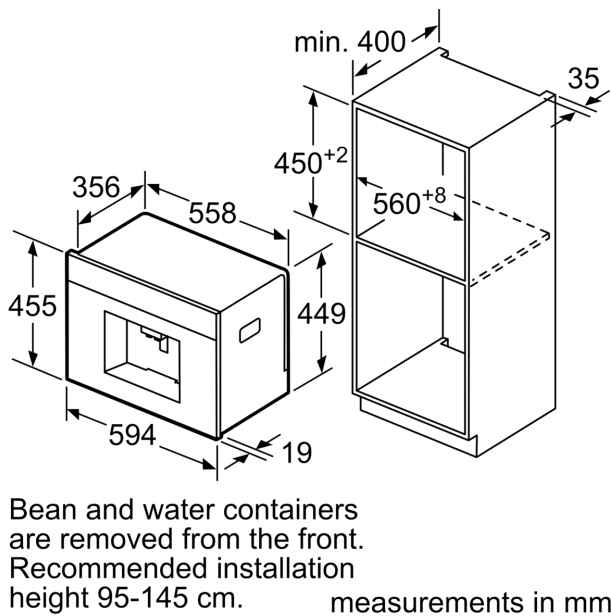
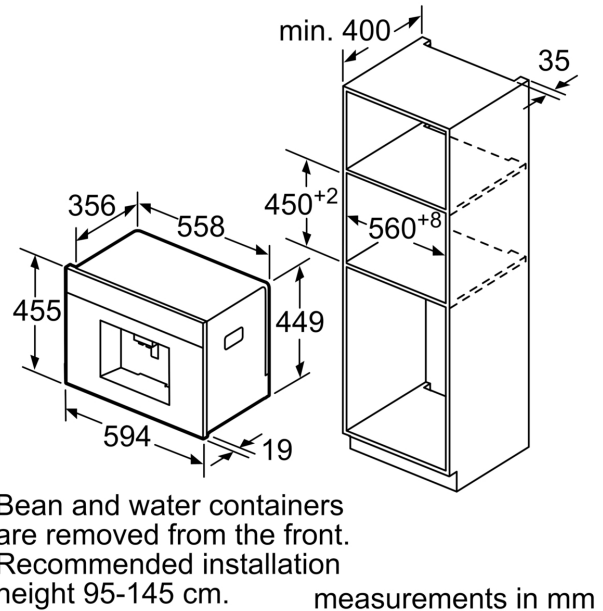
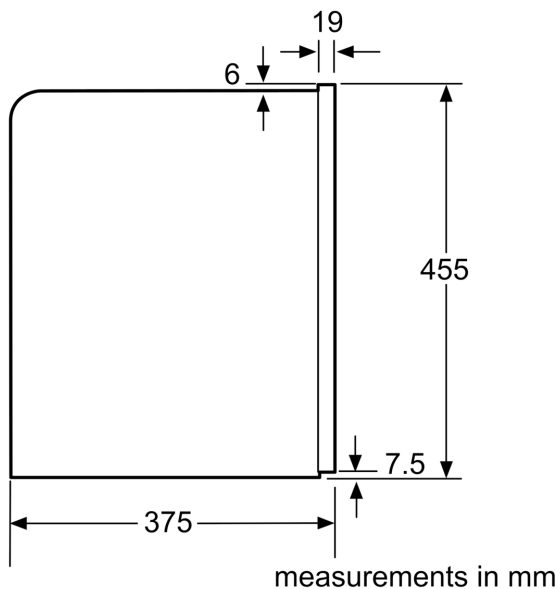
- Removable brewing unit: Easy and hygienic cleaning under running water
- steam blast: Fully-automatic steam cleaning of the milk system after every beverage
- All milk nozzle parts are easily removable, separable, easy to clean and dishwasher proof
- Single portion cleaning: Complete emptying of all pipes after each brewing process
- Automatic quick rinse programme when switched on or off
- Removable drip tray including container for coffee grounds
- Fully automatic descaling & cleaning programme
- Display of remaining cups before descaling, Cleaning, Change of water filter
- Containers for water, milk and coffee beans are easily accessible but hidden behind a door, so the kitchen always looks clean
- Bean container with aroma preserving lid for up to 500grams
- Illumination for keys, yes, no

- Adjustable grind settings (multilevel)
- Different display languages available
- Child lock: prevents unintended use of machine
- Wattage: 1600 W

Accessories

- Separate milk container with thermally insulated aluminium housing (0.7 l volume)
- Included accessories: 1 x scoop, 1 x milk container (insulated), 1 x milk pipe, 9 x assembly screws, 1 x test strip, 1 x connection hose for milk frother
- Separately available accessories: cleaning tablets (TCZ8001), descaling tablets (TCZ8002), BRITA Intenza water filter (TCZ7003), care set for fully-automatic espresso makers (TCZ8004), insulated milk container (TCZ8009N)

Series 8, Fully automatic espresso machine, Stainless steel, Removable water tank
CTL636ES1



If using the 92° hinge limiter (spare part no. 00636455), the minimum distance to the wall is only 100 mm.

measurements in mm

