

## Series 8, Built-in microwave, Stainless steel BFL634GS1B



### Optional accessories

HEZ6UCC0 Cookbook

- **AutoPilot 7:** every dish is a perfect success thanks to 7 pre-set automatic programmes.
- **TFT display control:** easy-to-use thanks to the control ring with full text and symbols.
- **White LCD display control:** easy-to-use thanks to direct access to additional functions, temperature recommendation and temperature indication.
- **Cleaning Assistance:** less cleaning effort thanks to the new cleaning option, which can be especially used for cleaning of light soiling.
- **LED lighting:** perfect illumination of foods with minimum energy consumption.

### Technical Data

Additional function: ..... Microwave only  
 Type of control: ..... Electronic  
 Dimensions: ..... 382 x 594 x 318 mm  
 Cavity dimensions: ..... 220 x 350 x 270 mm  
 Length electrical supply cord: ..... 150.0 cm  
 Net weight: ..... 16.0 kg  
 Gross weight: ..... 18.1 kg  
 EAN code: ..... 4242002813776  
 Max. microwave power level: ..... 900 W  
 Connection rating: ..... 1220 W  
 Fuse protection: ..... 10 A  
 Voltage: ..... 220-240 V  
 Frequency: ..... 50; 60 Hz  
 Plug type: ..... GB plug



## **Series 8, Built-in microwave, Stainless steel BFL634GS1B**

---

### **Design**

- Side opening door, left hinged

### **Features**

- Start button
- Intelligent microwave inverter technology: For optimised results maximum output power will be regulated to 600 W when used in longer operation for gentler cooking.
- AutoPilot, 7
- LED light
- Integral cooling fan

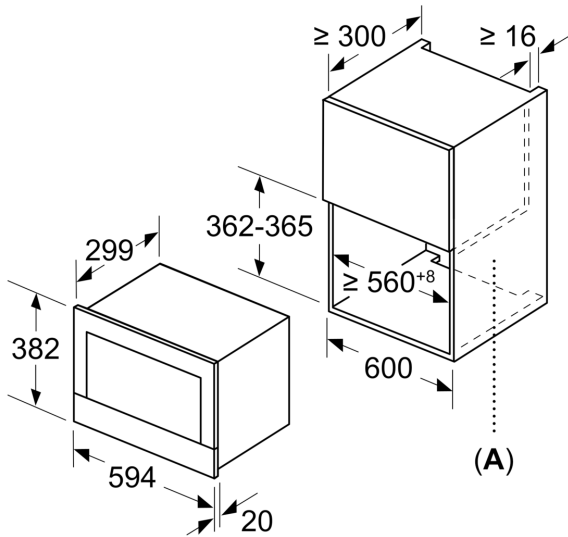
### **Programmes/functions**

### **Performance/technical information**

- Cavity volume: 21 l
- 150 cm Cable length
- Total connected load electric: 1.22 KW
- Nominal voltage: 220 - 240 V
- Appliance dimension (hxwx): 382 mm x 594 mm x 318 mm
- Niche dimension (hxwx): 362 mm - 382 mm x 560 mm - 568 mm x 300 mm
- Please refer to the dimensions provided in the installation manual

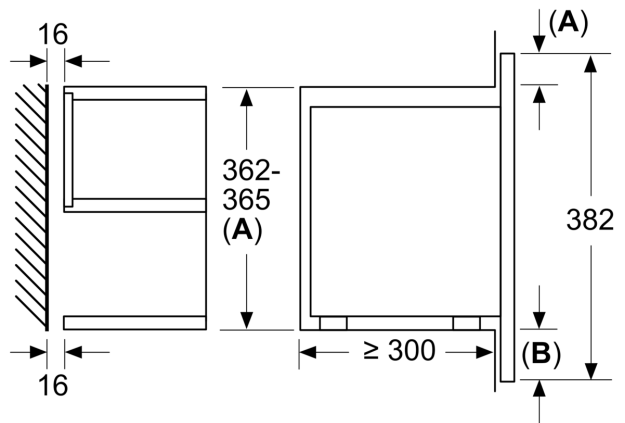
**Series 8, Built-in microwave,  
Stainless steel  
BFL634GS1B**

measurements in mm

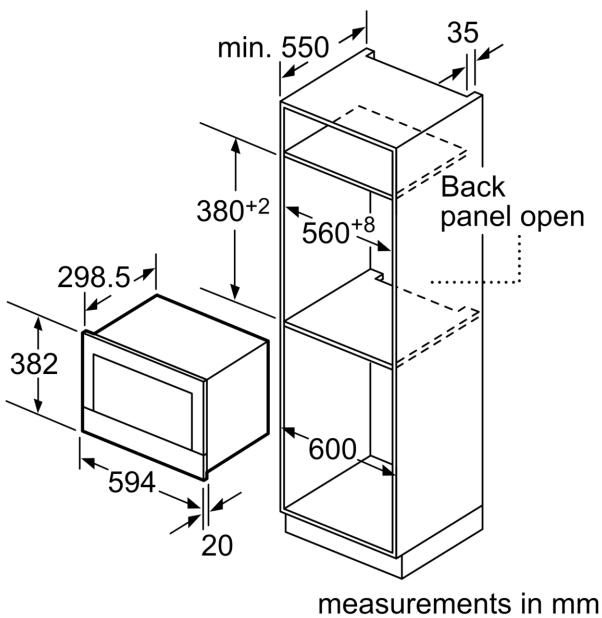


**A: Back panel open**

measurements in mm



- A: Overhang at top:**  
 Recess 362: 6 mm  
 Recess 365: 3 mm
- B: Overhang at bottom: 14 mm**



measurements in mm