



WM260166



Optional accessories

WMZ2381:

Extension for cold water inlet /AquaStop

WMZPW20W:

Platform with pull-out, washer, cubic

installation accessories

Washing machine 200 series

10 kg, max. 1600 rpm

WM260166

- Optimise cleaning performance while minimizing energy use, saving time and effort
- Achieve perfect washing results with precise detergent and softener measurement
- Effortlessly handle bulky loads with the spacious 10 kg drum, enhanced by convenient interior lighting
- Seamlessly combines with Gaggenau dryer to create a harmonious laundry solution
- Easily add forgotten items during the wash cycle for uninterrupted convenience with the top-up function

Highlights

Intelligent dosage system iDos for liquid detergent and softener for a perfect washing result

10 kg drum with interior lighting

Top-up function

Dynamic Wash System: innovative washing technology for increased cleaning performance

Combines perfectly with dryer WT 260 165 and WT 260 166.

Handling

Automatic programmes: Perfect washing results at the touch of a button.

Illuminated rotary knob with integrated On-Off switch.

Large touch display with clear text and symbols.

Loading indicator with dosage recommendation.

Programme sequence and remaining time display.

Time delay up to 24 h hours.

Multiple signal tones.

Features

Aqua sensor.

Aqua stop.

Flow-through sensor.

Anti-stain automatic.

Continuous automatic load adjustment.

Foam detection system.

Spin speed selection from 400 to 1600 rpm.

Top-up function.

Dynamic Wash System technology for increased cleaning performance.

Automatic stabilisation.

Anti-crease system.

Child lock.

Selected digital services (Gaggenau Home Connect)

Smart Energy Management.

Smart Dry (Washing machine automatically selects correct dryer program).

Remote control and monitoring.

Programmes

Eco 40-60.

Cottons.

Cottons Color.

Easy care.

Quick/Mix.

Delicates/Silk.

Steam Assist.

Automatic.

Super 15/30.

Hygiene.

Wool.

Spin/Drain.

Rinse.

App Programmes: Automatic Soft, Shirts/Blouses, Dark Wash, Duvet, Sports, Drum Clean with reminder.

Options: Remote-Start, Mini Load, Favourite, Speed Perfect, Rinse Plus, Steam, Water Plus, Prewash, Stains.

Features

iDos for fully automatic dosing of liquid detergent and softener.

Volume capacity from 1 to 10 kg.

Drum interior lighting.

Powder detergent drawer with automatic cleaning mode after every wash cycle.

Stainless steel drum with wave structure.

Innovative BLDC motor technology for more performance, higher durability as well as less energy consumption and noise.

Product rating

Energy efficiency class A (EU19 EEC superdeclaration -30%) at a range of energy efficiency classes from A to G.

Water consumption 48 l.

Energy consumption 35 kWh per 100 cycles.

Planning notes

Left-hinged.

Large porthole with 188 ° opening angle.

Height-adjustable feet.

Height for slide-under installation: 85 cm.

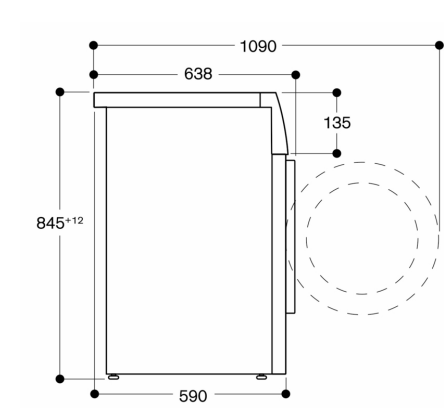
Stackable under dryer WT 260 165 and WT 260 166 in combination with special accessory. With pull-out shelf WA 027 500.

Connection

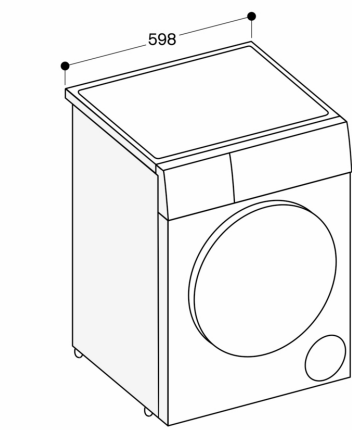
Total connected load 2.3 KW.

Connection cable 1.60 m with plug.

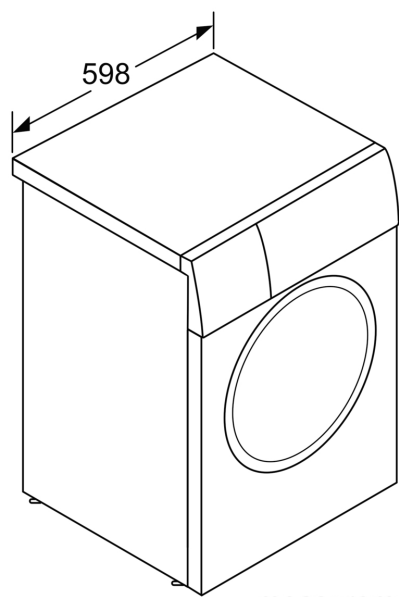
Water connection with 3/4 " screw joint.



Measurements in mm



Measurements in mm



measurements in mm