

**iQ300, Integrated Design Hood, 90 cm, clear glass, Matt black LJ95BCC60B**



- ✓ Matt finish: Modern matt coating with fewer visible fingerprints.
- ✓ Maximum storage space: T-shaped hood allows storage weight of up to 10kg on each side.
- ✓ Pleasantly quiet motor: Quietly powerful motor for efficient ventilation.
- ✓ Pushbutton control: Simple and intuitive control of your hood settings.
- ✓ Glass panel: Safeguard your upper cabinets from vapour while cooking.

Optional accessories	
LZ11IB16	Long-life Clean Air recirculation kit
LZ11BK62	Chimney extension 450-854 mm
LZ11BN62	Chimney extension 187-360 mm

**Features**

**Technical Data**

Typology: .....	Built-in/Built-under
Length electrical supply cord: .....	130 cm
Required niche size for installation (HxWxD): .....	340mm x 860.0mm x 300mm mm
Height of the appliance: .....	60 mm
Minimum distance above an electric hob: .....	430 mm
Minimum distance above a gas hob: .....	650 mm
Weight: .....	9.3 kg
Control panel: .....	Mechanical
Number of speed settings: .....	3
Maximum output air extraction: .....	582 m³/h
Maximum output recirculating air: .....	521 m³/h
Maximum Air flow: .....	582 m³/h
Number of lights: .....	2
Noise level: .....	65 dB(A) re 1pW
Diameter of air outlet: .....	150 mm
Grease filter material: .....	Washable stainless steel
EAN code: .....	4242003976500
Connection Rating: .....	200 W
Nominal power: .....	220-240 V
Frequency: .....	50 Hz
Plug type: .....	GB plug
Installation type: .....	Built-in



## iQ300, Integrated Design Hood, 90 cm, clear glass, Matt black LJ95BCC60B

### Features

#### Design:

- Installation in a wall cupboard
- Flush-fitted installation for a seamless integration in wall cupboards.
- Glass panel: clear glass
- Enlarged storage space: max. 10 kg capacity on each hood side
- Suitable for ducted and re-circulating operation

#### Core Features:

- Capacitor energy efficient
- 2 x LED 1.5W
- Colour Temperature: 3500 K
- Light Intensity: 290 lux
- 2 metal grease filter(s).

#### Comfort Features:

- Stainless steel hood with adjustable pivoting glass canopy
- Cupboard protection: additional side and rear protection against vapour
- Push button control for extractor speeds and light
- 3 x power levels

#### Cleaning Comfort:

- Easy to clean smooth surfaces and materials.
- Steel filter cover dishwasher-safe
- Coated surfaces for less fingerprint sensitivity

#### Exhaust Mode:

- According to EN 61591 and EN/ IEC 60704-2-13 your appliance can achieve the following values in exhaust mode:
- Speed 1: extraction rate 349 m<sup>3</sup>/h; noise level 54 dB(A) re1pW
- Speed 2: extraction rate 458 m<sup>3</sup>/h; noise level 60 dB(A) re1pW
- Speed 3: extraction rate 583 m<sup>3</sup>/h; noise level 65 dB (A) re1pW
- Energy Efficiency Class: B (at a range of energy efficiency classes from A+++ to D)
- Average Energy Consumption: 70.5 kWh/year\*
- Blower Efficiency Class: B\*
- Lighting Efficiency Class: A\*
- Grease Filtering Efficiency Class: B\*

#### Recirculation Mode:

- For recirculation operation Long-life Clean Air recirculation kit (accessory) needed
- The Long-life Clean Air odour filter absorbs intense odours, such as fish, as well as pollen. The lifetime can be extended up to 4 times by refreshing the filter in the oven
- According to EN 61591 and EN/ IEC 60704-2-13 your appliance can achieve the following values in recirculation mode with Long-life Clean Air recirculation kit (available as optional accessory):
- Speed 1: extraction rate 333 m<sup>3</sup>/h; noise level 61 dB(A) re1pW
- Speed 2: extraction rate 441 m<sup>3</sup>/h; noise level 68 dB(A) re1pW
- Speed 3: extraction rate 521 m<sup>3</sup>/h; noise level 72 dB (A) re1pW

#### Technical Information and Sustainability:

- Consumption data:
- Power rating: 200 W
- Voltage: Nominal voltage: 220 - 240 V
- Sustainability:
- Made in Germany: produced at a CO2 neutral production site
- Environmentally friendly packaging
- Available Long-life Clean Air odour filter with extended lifetime up to 4 times

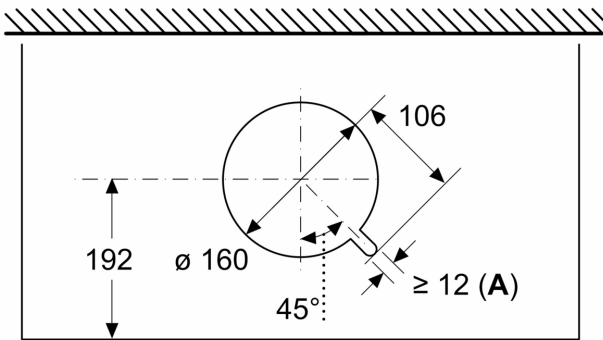
#### Planning and Installation Information:

- Installation: Cupboard 90 cm
- Installation system: IDH comfort installation
- Appliance dimensions (HxWxD): 340 x 898 x 298 mm
- Built-in dimensions (HxWxD): min. 340 mm x 860 mm x min. 300 mm
- Enclosed spacers for installation in wall cupboards with maximum depth of up to 360mm.
- For installation in higher wall cupboards chimney extensions are available as optional accessories.
- Diameter pipe Ø 150 mm
- Electrical cable length 1.3 m

**iQ300, Integrated Design Hood,  
90 cm, clear glass, Matt black  
LJ95BCC60B**

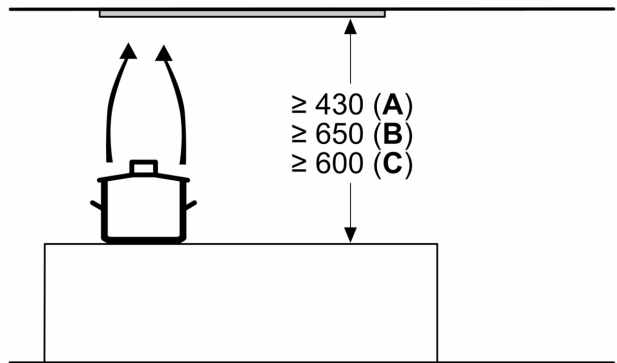
Dimensioned drawings

Measurements in mm  
**View from above**



**A:** Cable bushing

Measurements in mm

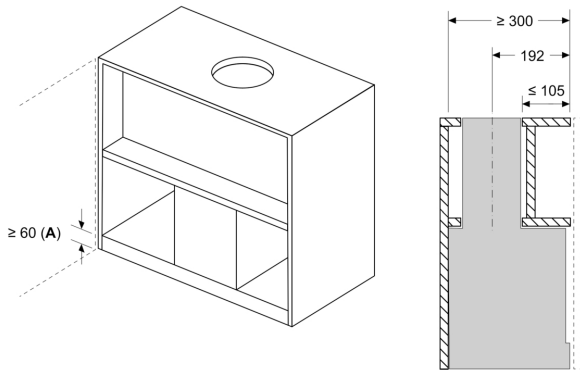


**A:** Electric

**B:** Gas - from upper edge of pan support

**C:** Electric - for Australia and New Zealand

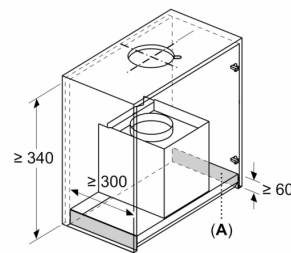
Measurements in mm  
**Installation example with spice rack**



**A:** Area without hinges

Installation example in cupboards with crossbar, if installation with chimney extension (other accessories) not possible

Measurements in mm  
**Installation requirements for replacement business**

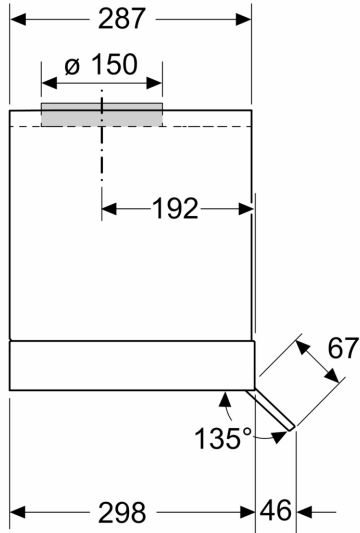


**A:** Area without hinges

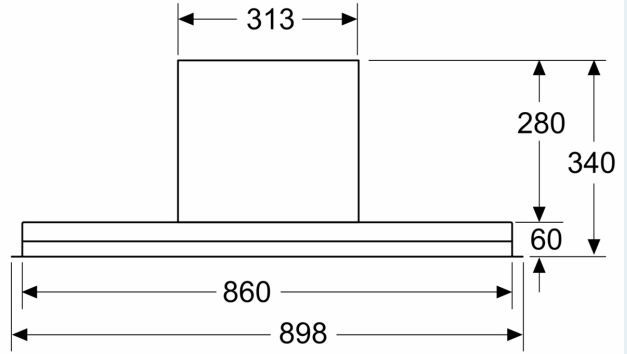
Installation requirements for replacing existing built-in hood solutions with integrated design hood without replacing the cupboard

Dimensioned drawings

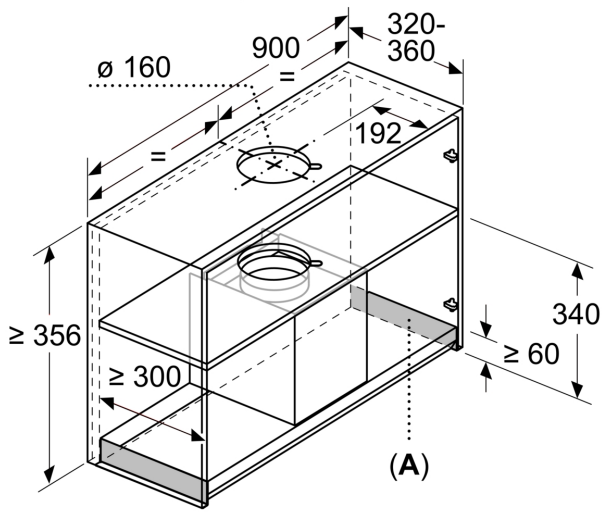
Measurements in mm  
Side view



Measurements in mm  
Front view

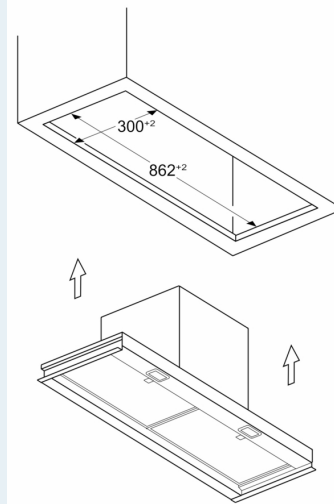


Measurements in mm  
Installation example



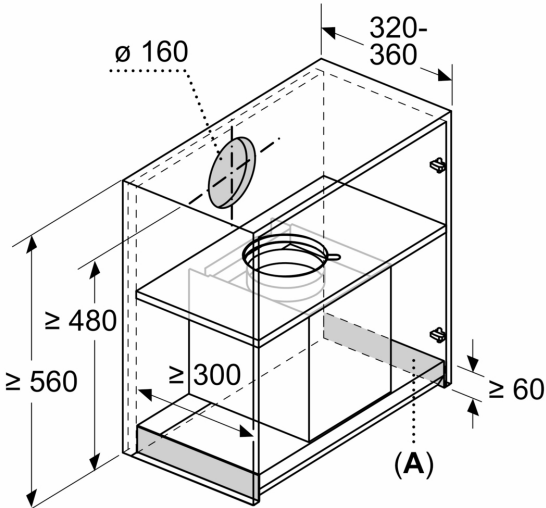
A: Area without hinges

Measurements in mm  
Installation example in furniture cut-out



Dimensioned drawings

Measurements in mm



A: Area without hinges