


iQ700, Downdraft hood, 90 cm, clear glass black printed LD97DBM69B



Optional accessories

LZ29IDM00 Mounting kit remote motor

The elegant and powerful downdraftAir system can be easily raised when needed and combined with almost any Siemens hob.

- ✓ Space-saving installation: greater use of the space under the worktop.
- ✓ LED lights: for optimal visibility and ambience while cooking.
- ✓ extraction rate: high-performance motor with an impressive extraction rate of 750 m³/h
- ✓ Intensive setting: with automatic after revert setting

Features

Technical Data

Typology : Downdraft
 Approval certificates : CE
 Length of electrical supply cord : 150 cm
 Required niche size for installation (HxWxD) : 738mm x 844.0mm x 104mm mm
 Net weight : 36.0 kg
 Type of control : Electronic
 Number of speed settings : 3-stage + 2 intensive
 Maximum output air extraction : 530 m³/h
 Boost position output recirculating : 500.0 m³/h
 Maximum output recirculating air : 452 m³/h
 Boost position air extraction : 750 m³/h
 Number of lights (Stck) : 1
 Noise level : 62 dB(A) re 1 pW
 Diameter of air outlet : 150 mm
 Grease filter material : Washable aluminium
 EAN code : 4242003823408
 Connection rating : 317 W
 Fuse protection : 10 A
 Voltage : 220-240 V
 Frequency : 50 Hz
 Plug type : GB plug
 Installation type : Built-in



iQ700, Downdraft hood, 90 cm, clear glass black printed LD97DBM69B

Features

Key performance features:

- Energy Efficiency Class: A (at a range of energy efficiency classes from A+++ to D)
- Extraction rate according to EN 61591 ø 15 cm:
- max. Normal use 530 m³/h
- Intensive 750 m³/h
- Noise max. Normal Level: Noise, max. speed in normal us: 62 dB dB*

Features

- touchControl for extractor speeds and light
- 3 power levels and 2 intensive settings
- 1 x 7W LED-module
- Automatic after running (Automatic after running (10 minutes))
- 2 x metal grease filter cassettes
- Grease and charcoal filter saturation indicators

Design

- Installation: integrated
- Suitable for regular or flush installation in worktops.
- Extension height 300 mm
- Rim ventilation
- Electronic control

Performance/technical information

- Suitable for ducted and re-circulating operation
- For recirculated extraction recirculating kit (accessory) needed
- In recirculation mode no combination with gas hobs allowed.
- Max. extraction rate: 750 m³/h
- Noise level according to EN 60704-3 and EN 60704-2-13 exhaust air:
- Max. normal use: 62 dB(A) re 1 pW
- Intensive: 67 dB(A) re 1 pW
- Extraction rate in recirculation mode:
- Max. normal use: 452 m³/h
- Intensive: 500 m³/h
- Noise levels in recirculation mode:
- Max. normal use: 72 dB(A) re 1 pW
- Intensive: 75 dB(A) re 1 pW
- Power rating: 317 W
- Light Intensity: 203 lux
- Colour Temperature: 3500 K
- Electrical cable length 1.5 m
- Blower Efficiency Class: A*
- Lighting Efficiency Class: A*
- Grease Filtering Efficiency Class: D*
- Average Energy Consumption: 54.2 kWh/year*
- Diameter pipe ø 150 mm (ø 150 mm enclosed)
- Dimensions exhaust air (HxWxD): 738-1038 x 912 x 268 mm
- Dimensions recirculating, chimney (HxWxD): 738-1038 x 912 x 268 mm
-

Optional accessories

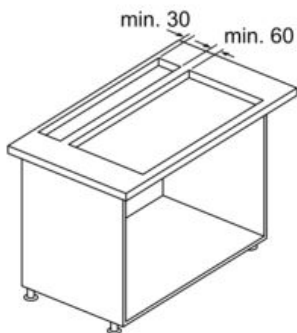
- Recirculating kit LZ29IDM00

* In accordance with the EU-Regulation No 65/2014

iQ700, Downdraft hood, 90 cm, clear glass black printed LD97DBM69B

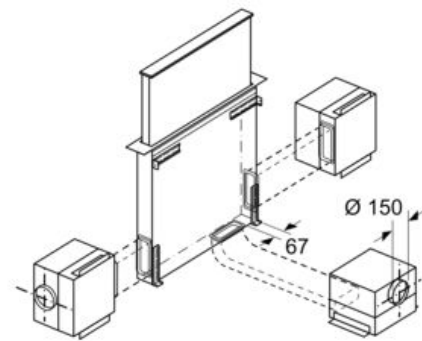
Dimensioned drawings

Combination with electric hob



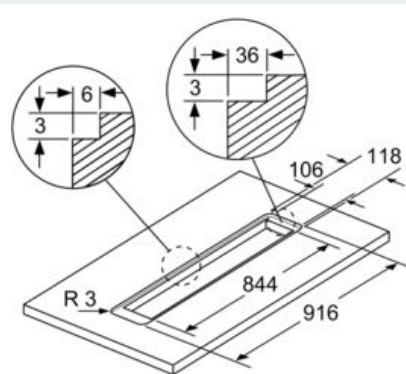
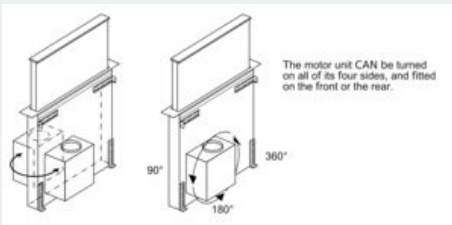
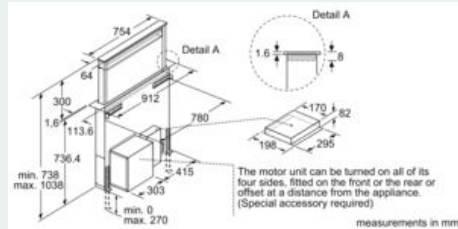
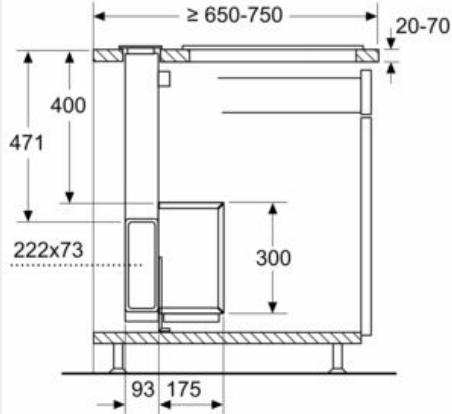
For use with gas hob see drawing "Combination with gas hob".

measurements in mm



The motor unit can be fitted at a maximum distance of three metres from the appliance. (Special accessory required)

measurements in mm



For flush installation in stone and granite work surfaces

measurements in mm

iQ700, Downdraft hood, 90 cm, clear glass black printed
LD97DBM69B

Dimensioned drawings

Combination with gas hob 75 cm



Use with gas hob only possible in air extraction mode.
Total maximum output: 11.9 kW
Maximum output of wok 4.2 kW.
Total maximum output of rear hobs: 4.7 kW

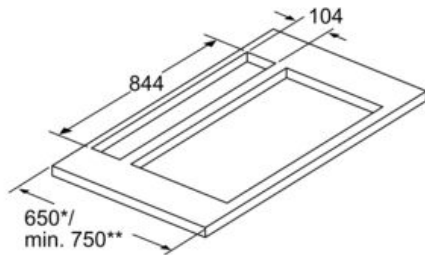
measurements in mm

Combination with gas hob 90 cm



Use with gas hob only possible in air extraction mode.
Total maximum output: 13.7 kW
Maximum output of wok 6 kW.
Total maximum output of rear hobs: 4.7 kW

measurements in mm



Only install one side of the appliance at least 50 mm from a high-sided unit or a wall.

* 650 mm depth only in combination with slim hobs.

** min. 750 mm for hobs with 500 mm cut-out depth.

measurements in mm