

iQ500, Built-in fridge, 177.2 x 55.8 cm, soft close flat hinge KI81RADD0G



Built-in refrigerator with bright LED Light, hyperFresh 0°C drawer, fast cool down function and soft closing doors.

- ✓ hyperFresh 0°C – More space for fruit and vegetables. Dedicated storage for fish and meat.
- ✓ LED light – Even lighting throughout the inside of your fridge to keep everything in view.
- ✓ superCooling: faster cooling for fresh food.
- ✓ bottleRack – Store your bottles safely and within easy reach.
- ✓ Door closes automatically and softly when it is open at a 20° angle or less - Soft closing.

Features

Technical Data

Energy Efficiency Class ¹ :	D
Average annual energy consumption in kilowatt hour per year (kWh/a):	91 kWh/annum
Sum of volume of frozen compartments:	0 l
Sum of volume of chill compartments:	310 l
Airborne acoustical noise emissions :	34 dB(A) re 1pW
Airborne acoustical noise emission class:	B
Built-in / Free-standing:	Built-in
Door panel options:	Not possible
Height:	1772 mm
Width of the appliance:	558 mm
Dimensions:	548 mm
Required niche size for installation (HxWxD):	1775x560x550 mm
Weight:	56.6 kg
Fuse protection:	10 A
Door opening:	Right reversible
Nominal power:	220-240 V
Frequency:	50 Hz
Length electrical supply cord:	230 cm
Number of compressors:	1
Number of independent cooling systems:	1
Interior ventilator:	Yes
Reversible Door Hinge:	Yes
Number of Adjustable Shelves in fridge compartment:	4
Shelves for Bottles:	Yes
EAN code:	4242003933107
Brand:	Siemens
Product name / Commercial code:	KI81RADD0G
Product category:	Upright fridge
Frost free system:	N/A
Installation type:	Fully integrated
Included accessories:	1 x Heavy-duty hinge support



¹ Scale of Energy Efficiency Classes from A to G

iQ500, Built-in fridge, 177.2 x 55.8 cm, soft close flat hinge KI81RADD0G

Features

Highlights

- Dimensions: 1772x558x548 mm
- Energy Efficiency Class¹: D
- Sum of volume of chill compartments: 310 l
- Airborne acoustical noise emissions : 34 dB(A) re 1pW
- Freshness system: hyperFresh
- Warning signal / malfunction: No signal
- Weight: 56.6 kg

General

- Colour of appliance: N/A
- Door opening: Right reversible
- Hinge type: soft close flat hinge
- Controls: Button
- Energy Efficiency Class²: D
- Average annual energy consumption in kilowatt hour per year (kWh/a): 91 kWh/annum
- Sum of volume of chill compartments: 310 l
- Sum of volume of frozen compartments: 0 l
- Airborne acoustical noise emissions : 34 dB(A) re 1pW
- Airborne acoustical noise emission class: B
- Climate Class: Extended temperate, Subtropical, Temperate
- Included accessories: 1 x Heavy-duty hinge support

Size and weight

- Dimensions: 1772x558x548 mm
- Dimensions of the packed product (HxWxD): 1840x610x640 mm
- Minimum height for installation: 1775 mm
- Maximum height for installation: 1775 mm
- Minimum width for installation: 560 mm
- Maximum width for installation: 560 mm
- Depth for installation: 550 mm
- Weight: 56.6 kg
- Length electrical supply cord: 230 cm

Comfort

- Freshness system: hyperFresh
- Supercooling
- Type of bottle rack: 1 bottle support grid
- Silence

Cooling

- Number of shelves in fridge compartment: 5
- Number of Adjustable Shelves in fridge compartment: 4
- Number of Door Bins - Refrigerator: 4
- Light Wattage - Refrigerator: LED

Freezing

- Star Rating: No

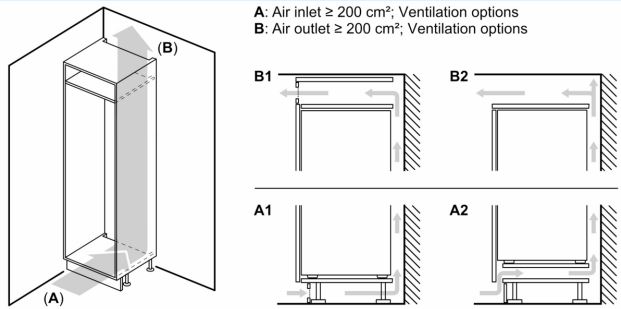
Connectivity

¹ Scale of Energy Efficiency Classes from A to G

² Scale of Energy Efficiency Classes from A to G

**iQ500, Built-in fridge, 177.2 x 55.8 cm, soft close flat hinge
KI81RADD0G**

Dimensioned drawings

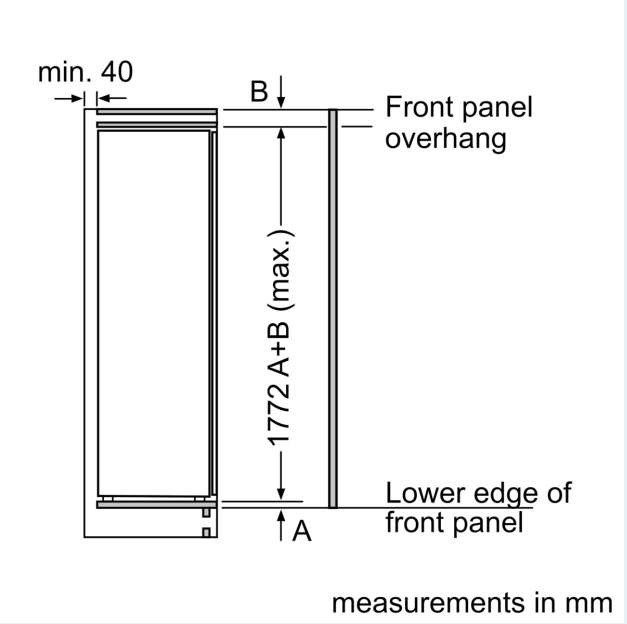
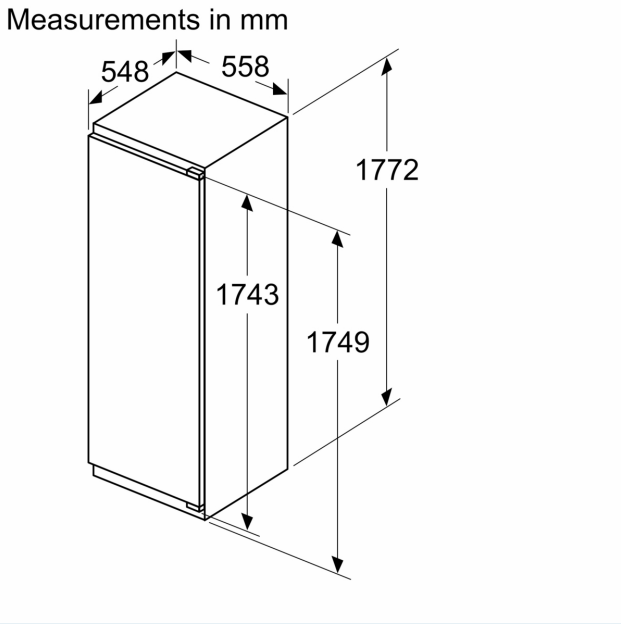


Maximal permissible weight of the unit fronts

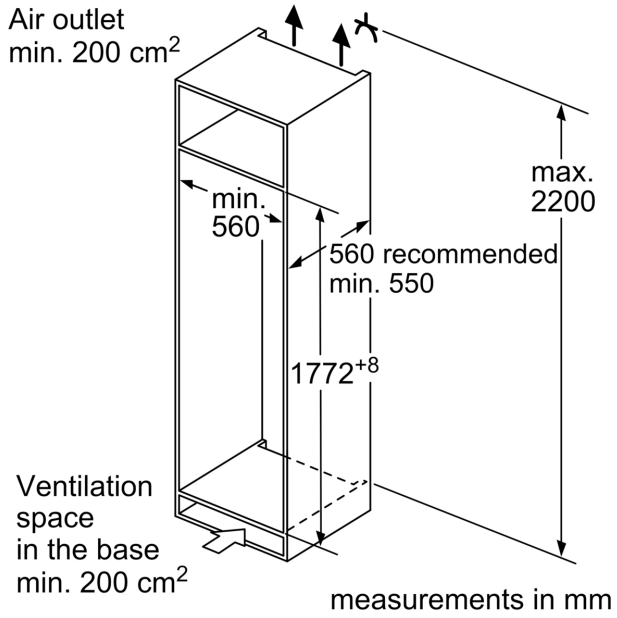
Fitted unit fronts that exceed the permissible weight may cause damage and result in functional impairment of the hinges

Δ Weight
A: Appliance door height including hinges in mm
B: Undamped hinge, unit front in kg
C: Damped hinge, unit front in kg
D: Additional possible load in kg with heavy load kit

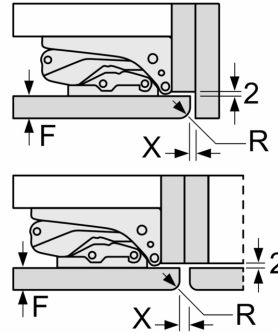
A	B	C	D
1500-1750	22	22	B+5 / C+5
720-1400	19	19	
A1	15	19	
A2	15	19	



Dimensioned drawings



measurements in mm
Recommended gap dimensions for flat hinges



F	R	X
16-19	0-3	2.5
20	0-1	3
	2-3	2.5
21	0-1	3
	2-3	2.5
22	0	4
	1	3.5
	2-3	3

The gap dimensions recommended in the table must be adhered to in order to ensure that appliance doors do not collide with anything when they are opened, and to avoid causing damage to kitchen units.