

**Series 6, American side by side,
178.7 x 90.8 cm, Black, Total No
Frost
KAD93ABEP**



**The NoFrost side-by-side fridge-freezer
with indoor electronics: provides a
modern door display**

- **Ice cubes and water:** whenever you need them
- **XXL capacity:** extra space for your food when you need it.
- **No Frost:** never defrost again, thanks to perfect protection from ice formation - that saves time and effort.
- **LED lighting:** all your items in perfect view.
- **Super Cool function:** cools new food faster, to protect what is already inside.

Technical Data

Energy Efficiency Class ¹ : E
Average annual energy consumption in kilowatt hour per year (kWh/a): 323 kWh/annum
Sum of volume of frozen compartments: 191 l
Sum of volume of chill compartments: 371 l
Airborne acoustical noise emissions : 42 dB(A) re 1pW
Airborne acoustical noise emission class: D
Built-in / Free-standing: Freestanding
Door panel options: Not possible
Height: 1787 mm
Width of the appliance: 908 mm
Depth: 707 mm
Net weight: 113.2 kg
Fuse protection: 10 A
Door hinge: Left & Right
Voltage: 220-240 V
Frequency: 50-60 Hz
Length electrical supply cord: 170 cm
Number of compressors: 1
Number of independent cooling systems: 1
Interior ventilator: No
Reversible Door Hinge: No
Number of Adjustable Shelves in fridge compartment: 0
Shelves for Bottles: No
EAN code: 4242005419937
Brand: Bosch
Product name / Commercial code: KAD93ABEP
Frost free system: Fridge and freezer
Installation typology: Free-standing
Included accessories: 1 x connection hose, 1 x egg tray



¹ Scale of Energy Efficiency Classes from A to G

Series 6, American side by side, 178.7 x 90.8 cm, Black, Total No Frost KAD93ABEP

The NoFrost side-by-side fridge-freezer with indoor electronics: provides a modern door display

- No Frost, American-style fridge freezer
- High-door design Black Gloss

Performance and Consumption

- EU19_EEK_D: E
- Total Volume : 562 l
- Annual Energy Consumption: 323 kWh/a
- Noise Level : 42 dB , EU19_Noise emission class_D: D

Functions

- Black Gloss doors and black side panels
- Aluminium Vertical door handle
- Bright interior LED fridge light

Design features

- In-door electronic LCD display of fridge and freezer temperatures
- Separate temperature control for cooling and freezing section
- Super Cooling: automatic deactivation
- SuperFreezing function with automatic deactivation
- Optical and acoustical

Ice and Water

- Illuminated water and ice dispenser
- Automatic ice cube maker
- Internal water filter

Design features

- Net Fridge Volume : 371 l
- MultiAirflow system - improves circulation of air around the fridge
- 5 safety glass shelves of which 0 are height adjustable
- 3 removable door storage compartments.

Freshness System

- 2 MultiBox drawers on rails - Transparent drawers with a corrugated bottom, ideal for storing fruits and vegetables.

Food freshness system

- Net Freezer Volume : 191 l
- Freezing capacity 24h : 12 kg
- 2 freezer drawers
- EU19_Fast freezer facility_D
- 3 door trays in the freezing compartment

Key features - Fridge section

- 4 height adjustable feet
- Climate Class: SN-T
- 220 - 240 V
- Connection Length (water supply):200 cm
- Length of power cord:170 cm

Dimension and installation

- Dimensions: 178.7 cm H x 90.8 cm W x 70.7 cm D

Key features - Freezer section

- 1 x connection hose, 3 x egg tray

Included accessories

Country Specific Options

- Based on the results of the standard 24-hour test. Actual consumption depends on usage/position of the appliance.

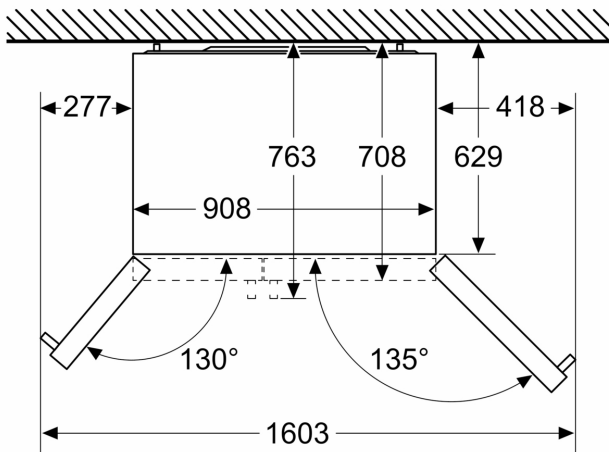
Design features

Dimension and installation

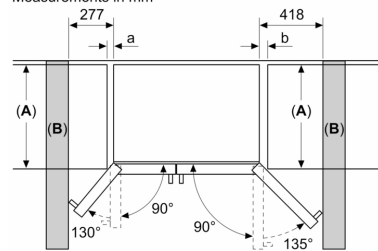
Additional features

**Series 6, American side by side,
178.7 x 90.8 cm, Black, Total No
Frost
KAD93ABEP**

Measurements in mm



Measurements in mm



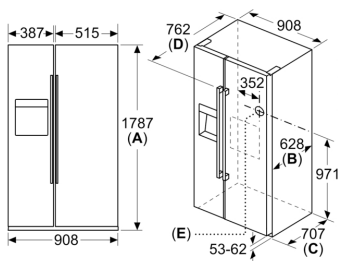
A	a	b
≤ 600	50	50
600 < A ≤ 650	50	50
650 < A ≤ 700	53	96
> 700	277	418

A: Kitchen cabinet or worktop depth

B: Wall
Drawers can be pulled out with door open to 90°

Drawers can be taken out with door completely opened

measurements in mm



Specifications

A	Front is adjustable from 1783 to 1792
B	Cabinet depth
C	Depth incl. door, without handle
D	Depth incl. door, with handle
E	Water connection to the appliance