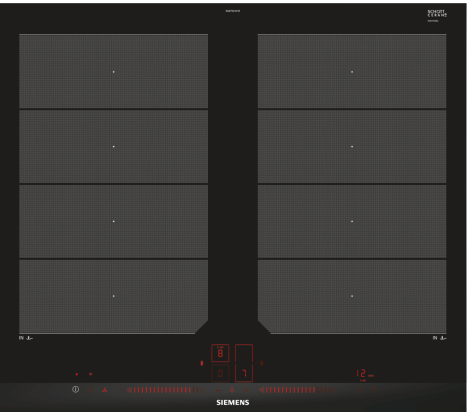


iQ700, Induction hob, 60 cm,
Black,
EX675LXV1E



HZ390011 Stainless Steel roaster with glas lid, HZ390012 Steaming Rack for Stainless Steel roaste, HZ390090 Wok Set consisting of 3 Items, HZ390210 System pan diameter 15 cm, HZ390220 System pan diameter 19 cm, HZ390230 System pan diameter 21cm, HZ390512 Teppan Yaki (large), HZ390522 Griddle Plate, HZ394301 Connecting strip, HZ9ES100 Espresso maker 4 cups, HZ9FF030 Flex Pan set, 3 pcs., HZ9FF040 Flex Pan set, 4 pcs., HZ9FE280 Iron pan Ø 18 / 28 cm, HZ9FF010 Flex Pan, large, HZ9SE030 Set of 2 pots and 1 pan, HZ9SE040 4 pieces Set, HZ9SE060 6 pieces Set, HZ9TY010 Teppan Yaki

Siemens flexInduction cooktop is designed for greater flexibility when cooking

- ✓ flexInduction – Smart cooking zone that adapts to your cookware.
- ✓ Dual light slider – Just touch and slide to control your hob.
- ✓ Home Connect: integrate your hob into your intelligent kitchen.
- ✓ fryingSensor Plus – No more burning or scorching your meals.
- ✓ powerMove Plus enables intuitive control thanks to three heating zones with different temperatures, just by moving the pan

Product name/family: Cooking zone ceramic
Built-in / Free-standing: Built-in
Source of energy: Electric
Number of cooking zones: 4
Min. required niche size for installation (HxWxD):51 x 560-560 x 490-500 mm
Width of the appliance: 602 mm
Dimensions: 51x602x520 mm
Dimensions of the packed product (HxWxD): ... 126 x 753 x 603 mm
Weight: 14.8 kg
Gross weight: 17.1 kg
Residual heat indicator: Separate
Location of control panel: Front
Basic surface material: Ceramic
Color of surface: Black, Alu, brushed
Length electrical supply cord: 110.0 cm
EAN code:4242003759011
Nominal power: 220-240 V
Frequency: 60; 50 Hz



iQ700, Induction hob, 60 cm, Black, EX675LXV1E

Design

- Stainless Steel side trim with bevelled front edge
- 60 cm: space for 4 pots or pans.

Flexibility of cooking zones

- 2 flexInduction zones: use cookware of any shape or size anywhere within the 40cm long zone.
- Cooking zone front left: 240 mm, 190 mm, 2.2 KW (max. power 3.7 KW)
- Cooking zone rear left: 240 mm, 190 mm, 2.2 KW (max. power 3.7 KW)
- Cooking zone rear right: 240 mm, 190 mm, 2.2 KW (max power 3.7 KW)
- Cooking zone front right: 240 mm, 190 mm, 2.2 KW (max. power 3.7 KW)

Usage convenience

- Dual lightSlider: directly control the power on the two illuminated touch bars (invisible when switched off).
- 17 power levels: precisely adapt the heat with 17 power levels (9 main levels and 8 intermediate levels).
- Keep warm function: Keep Warm Function: keep dishes warm at preset low power level.
- Timer for all zones
- : switches off the cooking zone at the end of the time set (e.g. for boiled eggs).
- Acoustic signal
- : an alarm sounds at the end of the time set (e.g. for pasta).
- Count up timer
- : shows how much time has passed since starting the timer (e.g. for potatoes).

Time saving & efficiency

- Power boost setting
- : boil water faster thanks to 50% more energy than at the highest standard level.
- panBoost: heat up pans faster than at the highest standard level while protecting the pan coating.
- powerMove plus: increase or decrease the power level simply by moving the pot forwards or backwards.
- quickStart function: when switching on, the hob automatically selects the cooking zone with cookware (when placed on a zone whilst the hob is off).
- reStart function: in case of unintentional switch-off, this feature restores all previous settings by switching on the hob again within 4 seconds.

Cooking assistance

- fryingSensor plus with 5 temperature settings: prevents overcooking with the automatic temperature regulation of the integrated sensor.
- Dish assistant: easily find the right temperature setting for a certain dish via the home connect app.

Connectivity

- Home Connect - enables Remote Monitoring no matter where you

are, with the easy-to-use Home Connect App: check if the hob is switched off even when not at home, and find recipes or additional functions in the Home Connect app.

- cookConnect - hood control (with Wi-Fi enabled hood): automatically activates the hood when cooking, thanks to the WiFi connection of hob and suitable hood.

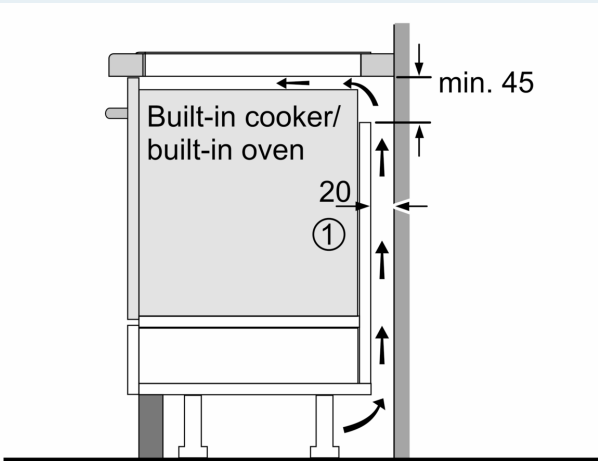
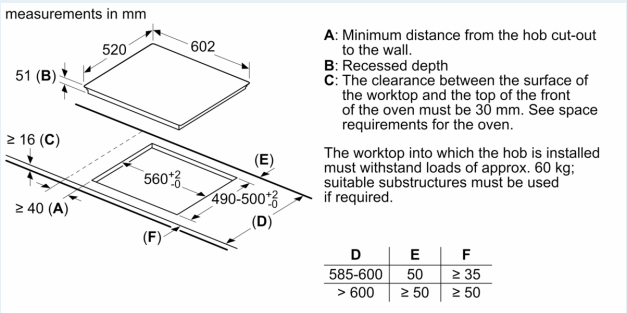
Safety

- 2 stage residual heat indicators: indicates which cooking zones are still hot or warm.
- Control panel lock: prevent unintended activation of the hob.
- Control panel pause: wipe overboiled liquids without unintentionally changing settings (blocking all touch buttons for 30 seconds).
- Main on/off switch: switch off all cooking zones at the touch of a button.
- Automatic safety switch off: for safety reasons, heating stops after a preset time if not used.
- Energy Consumption Display: shows the electricity consumption of the last cooking process.

Installation

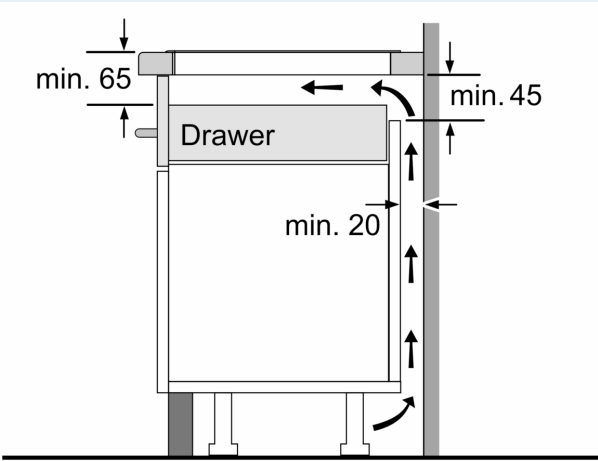
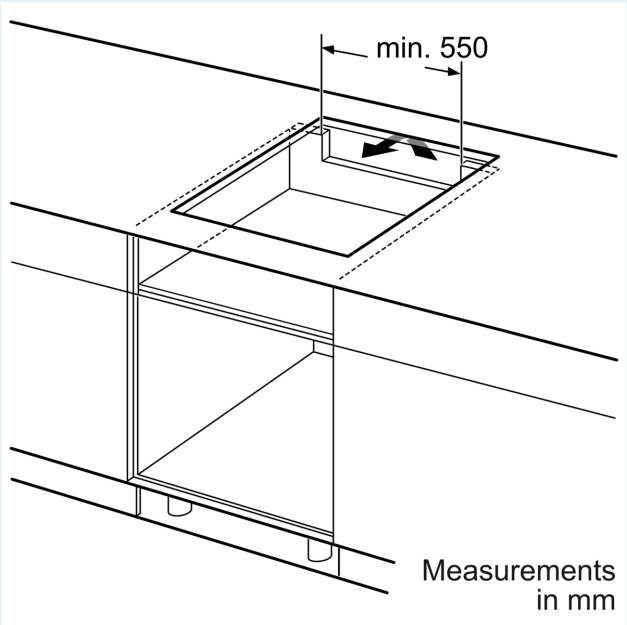
- Dimensions of the product (HxWxD mm): 51 x 602 x 520
- Required niche size for installation (HxWxD mm) : 51 x 560 x (490 - 500)
- Min. worktop thickness: 16 mm
- Connected load: 7.4 KW
- Connection current management (20, 16, 13, 10 Amps options): limit the maximum power if needed (depends on fuse protection of electric installation).
- Power cord: 1.1 m, Cable included in packaging

iQ700, Induction hob, 60 cm,
Black,
EX675LXV1E



①
Ventilation gap must
be present

All measurements in mm



Measurements in mm