

**iQ700, Domino gas hob, 30 cm,
Ceramic, Black
ER3A6AB70**



Included accessories

1 x WOK attachment ring

Optional accessories

HZ298105 Simmer plate
HZ298113 Small pot support
HZ394301 Connecting strip

Gas cooktop with stepFlame Technology for precise flame control in nine steps.

- ✓ stepFlame Technology – Precise flame control with nine different settings.
- ✓ Dishwasher-proof pan supports – Cut the time you spend cleaning the hob.
- ✓ High-quality materials and workmanship – continuous cast-iron pan supports.
- ✓ Biomethane ready – Power your gas hob with renewable biomethane gas.
- ✓ Siemens burner design is extremely flat in comparison to a standard burner.

Features

Technical Data

Product name/family: Vario/Domino gas hob w control
 Product name/family: Vario/Domino gas hob w control
 Built-in / Free-standing: Built-in
 Built-in / Free-standing: Built-in
 Source of energy: Gas
 Source of energy: Gas
 Number of cooking zones: 1
 Number of cooking zones: 1
 Min. required niche size for installation (HxWxD): 45 x 270 x 490-500 mm
 Min. required niche size for installation (HxWxD): 45 x 270 x 490-500 mm
 Width of the appliance: 302 mm
 Width of the appliance: 302 mm
 Dimensions: 59 x 302 x 520 mm
 Dimensions: 59 x 302 x 520 mm
 Dimensions of the packed product (HxWxD): ... 190 x 380 x 580 mm
 Dimensions of the packed product (HxWxD): ... 190 x 380 x 580 mm
 Weight: 8.1 kg
 Weight: 8.1 kg
 Gross weight: 9.0 kg
 Gross weight: 9.0 kg
 Residual heat indicator: without
 Residual heat indicator: without
 Location of control panel: Front
 Location of control panel: Front
 Basic surface material: Ceramic
 Basic surface material: Ceramic
 Color of surface: Black, Alu, brushed
 Color of surface: Black, Alu, brushed
 Color of frame: Black
 Color of frame: Black
 Length electrical supply cord: 100.0 cm
 Length electrical supply cord: 100.0 cm
 EAN code: 4242003925652
 EAN code: 4242003925652
 Gas connection rating: 6100 W
 Gas connection rating: 6100 W
 Fuse protection: 3 A
 Fuse protection: 3 A
 Nominal power: 220-240 V
 Nominal power: 220-240 V
 Frequency: 50; 60 Hz
 Frequency: 50; 60 Hz
 Included accessories: 1 x WOK attachment ring



iQ700, Domino gas hob, 30 cm, Ceramic, Black ER3A6AB70

Features

Design

- ceramic glass surface, black
- Facette front, rear and side profiles, aluminium, brushed
- Cast iron pan supports
- Low profile burner: elegant burner design

Usage convenience

- Step Flame technology - 9 steps: precisely control and adjust the flame in nine defined levels.
- Pan supports dishwasher safe: clean without effort in the dishwasher.
- Design co-ordinated control dials: easily access dials in front with strong grip for effortless turning.
- Ignition via control dials: just push and turn the dials to ignite the flame.

Burners and power

- 1 burner gas hob including:
- Including 1 dual control wok burner: use an extra wide power range, separately controlling two flame rings.
- Center front: wok burner up to 6.1 KW (depending on gas type)

Safety

- Flame failure safety device: prevents unwanted gas flow when flame goes out.

Installation (gas types & measurements)

- Usable for: Nat gas L/LL G25/20mbar(DE)
- NG H/E 20mbar, E+ 20/25mbar Natural gas H 25 mbar (HU) Natural gas L 25 mbar (NL) Liquid gas G30,31 28-30/37mbar Liquid gas G30 37 mbar (PL) Liquid gas 50 mbar
- Factory set for connection to mains gas
- Nozzle set for LPG jets (28-30/37mbar) included. Nozzles for all other gas types can be ordered via the customer service. For nozzle change, please contact the customer service.
- Dimensions of the product (HxWxD mm): 59 x 302 x 520
- Required niche size for installation (HxWxD mm) : 45 x 270 x (490 - 502)
- Min. worktop thickness: 30 mm
- Power cord: 1 m
- Connected load: 6.1 KW

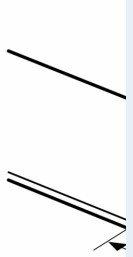
Accessories

- Wok ring included

iQ700, Domino gas hob, 30 cm,
Ceramic, Black
ER3A6AB70

Dimensioned drawings

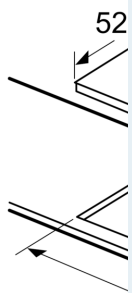
Measurer



L	X
302	87
392	96

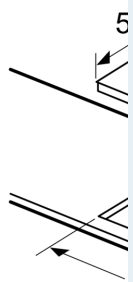
If two or more
to one are required
are required
elements

measurer



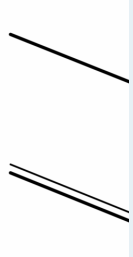
When installed
a hob, two
are required

measurer



When installed
hob, an element

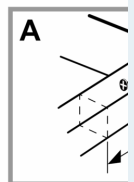
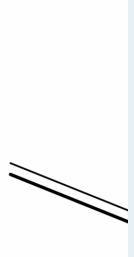
Measurer



L	X
302	57
392	66

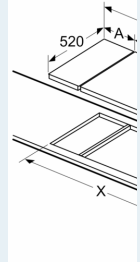
If two or more
to one are required
are required
elements

Measurer
Assembl



B: Depth

Measurements in mm
Picture for the tab
cutout dimension:



45

* min.
100

- * Minimum
the hob
- ** Position
- *** With fit
see specifications