

iQ100, Induction hob, 60 cm,  
Black,  
EH601HEB1E



- ✓ touchSlider: control the power level with a touch of your finger.
- ✓ Home Connect: integrate your hob into your intelligent kitchen.
- ✓ Intelligent hood automatic – Hob and hood interaction for extra convenience.
- ✓ Favourite Button – Allows you to personalize your cooktop according to your preferences.
- ✓ Home Connect Recipes – Inspires you with delicious recipes that match your lifestyle.

Product name/family: ..... Cooking zone ceramic  
Built-in / Free-standing: ..... Built-in  
Source of energy: ..... Electric  
Number of cooking zones: ..... 4  
Width of the appliance: ..... 572 mm  
Dimensions: ..... 56 x 572 x 512 mm  
Dimensions of the packed product (HxWxD): ... 130 x 750 x 600 mm  
Weight: ..... 10.8 kg  
Gross weight: ..... 13.1 kg  
Residual heat indicator: ..... Separate  
Location of control panel: ..... Front  
Basic surface material: ..... Ceramic  
Color of surface: ..... Black  
Length electrical supply cord: ..... 110.0 cm  
EAN code: ..... 4242003927281  
Nominal power: ..... 220-240 V  
Frequency: ..... 50; 60 Hz



HZ32WA00	Wireless food thermometer
HZ390090	Wok Set consisting of 3 Items
HZ9ES100	Espresso maker 4 cups
HZ9FE280	Iron pan Ø 18 / 28 cm
HZ9SE030	Set of 2 pots and 1 pan
HZ9SE040	4 pieces Set
HZ9SE060	6 pieces Set

## iQ100, Induction hob, 60 cm, Black, EH601HEB1E

- 60 cm: space for 4 pots or pans.

### Flexibility of cooking zones

- Cooking zone front left: 180 mm, 2 KW (max. power 3.1 KW)
- Cooking zone rear left: 180 mm, 2 KW (max. power 3.1 KW)
- Cooking zone rear right: 145 mm, 1.6 KW (max power 2.2 KW)
- Cooking zone front right: 210 mm, 2.5 KW (max. power 3.7 KW)

### Usage convenience

- Multitouch+: directly control the power with the imprinted touch bar.
- yes: directly access favourite functions with a configurable button (available with connected Home Connect account).
- 17 power levels: precisely adapt the heat with 17 power levels (9 main levels and 8 intermediate levels).
- Switch-off timer: switches off the cooking zone at the end of the time set (e.g. for boiled eggs).
- alternative: an alarm sounds at the end of the time set (e.g. for pasta).
- Sound volume adaptable to personal preference and needs.

### Time saving & efficiency

- Power boost setting
- : boil water faster thanks to 50% more energy than at the highest standard level.
- quickStart function: when switching on, the hob automatically selects the cooking zone with cookware (when placed on a zone whilst the hob is off).
- reStart function: in case of unintentional switch-off, this feature restores all previous settings by switching on the hob again within 4 seconds.

### Connectivity

- Home Connect - enables Remote Monitoring no matter where you are, with the easy-to-use Home Connect App: check if the hob is switched off even when not at home, and find recipes or additional functions in the Home Connect app.
- cookConnect - hood control (with Wi-Fi enabled hood): automatically activates the hood when cooking, thanks to the WiFi connection of hob and suitable hood.
- yes, after software update: hood automatically adapts fan speed thanks to hob continuously providing cooking data (with matching hood and connected Home Connect account).
- via MyButton: open up the smart universe from your cooktop (partner service required). via MyButton: open up the smart universe from your cooktop (partner service required).
- Updateable appliance (available with connected Home Connect account): keep appliance always up to date with latest status of software. Updateable appliance (available with connected Home Connect account): keep appliance always up to date with latest status of software.

### Design

- Flush fitting design/installation

### Safety

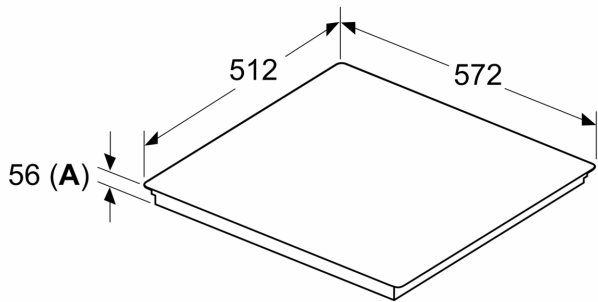
- 2 stage residual heat indicators: indicates which cooking zones are still hot or warm.
- Control panel lock: prevent unintended activation of the hob.
- Pause function: pause the heating process, e.g to answer the door.
- Main on/off switch: switch off all cooking zones at the touch of a button.
- Automatic safety switch off: for safety reasons, heating stops after a preset time if not used (possible to customise).

### Installation

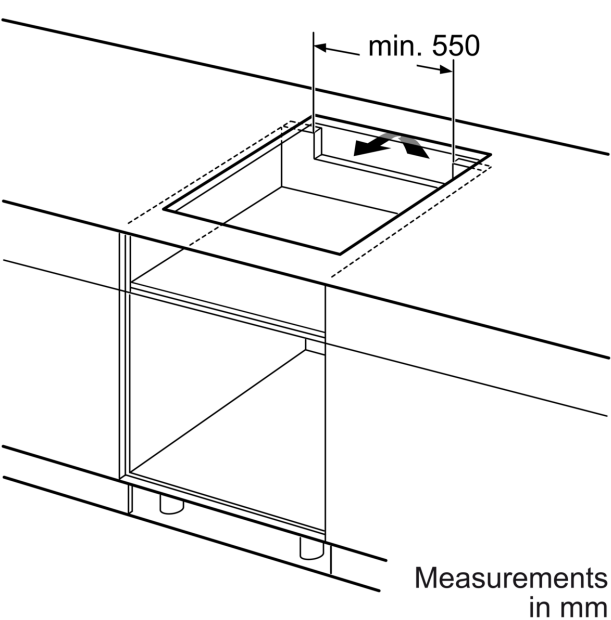
- Dimensions of the product (HxWxD mm): 56 x 572 x 512
- Required niche size for installation (HxWxD mm): 56 x 576 x 516
- Min. worktop thickness: 16 mm
- Connected load: 7.4 KW
- Connection current management (20, 16, 13, 10 Amps options): limit the maximum power if needed (depends on fuse protection of electric installation).
- For installation in stone, granitic or synthetic worktops. Other worktop materials require a suitability check with the worktop manufacturer.

iQ100, Induction hob, 60 cm,  
Black,  
EH601HEB1E

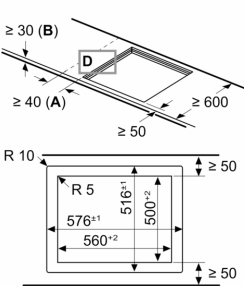
Measurements in mm



A: Recessed depth



Measurements in mm



A: Min. distance from the hob cut-out to the wall

B: With fitted oven underneath min. 30 mm, possibly more

See space requirements for the oven

C: Max. 1 mm chamfer

① Ventilation gap must be present

All measurements in mm

