

**iQ500, Induction hob, 80 cm,  
Black,  
ED851HWB1E**



- ✓ combiZone – Connect two induction zones together for large cookware.
- ✓ touchSlider: control the power level with a touch of your finger.
- ✓ Home Connect: integrate your hob into your intelligent kitchen.
- ✓ Intelligent hood automatic – Hob and hood interaction for extra convenience.
- ✓ Favourite Button – Allows you to personalize your cooktop according to your preferences.

**Features**

**Technical Data**

Product name/family: ..... Cooking zone ceramic  
 Built-in / Free-standing: ..... Built-in  
 Source of energy: ..... Electric  
 Number of cooking zones: ..... 5  
 Min. required niche size for installation (HxWxD): ....51 x 750-750 x 490-500 mm  
 Width of the appliance: ..... 802 mm  
 Dimensions: ..... 51 x 802 x 522 mm  
 Dimensions of the packed product (HxWxD): ... 130 x 950 x 600 mm  
 Weight: ..... 13.3 kg  
 Gross weight: ..... 17.0 kg  
 Residual heat indicator: ..... Separate  
 Location of control panel: ..... Front  
 Basic surface material: ..... Ceramic  
 Color of surface: ..... Black  
 Length electrical supply cord: ..... 110.0 cm  
 EAN code: ..... 4242003935194  
 Nominal power: ..... 220-240 V  
 Frequency: ..... 50; 60 Hz



**Optional accessories**

HZ32WA00	Wireless food thermometer
HZ390090	Wok Set consisting of 3 Items
HZ9ES100	Espresso maker 4 cups
HZ9FE280	Iron pan Ø 18 / 28 cm
HZ9SE030	Set of 2 pots and 1 pan
HZ9SE040	4 pieces Set
HZ9SE060	6 pieces Set

## iQ500, Induction hob, 80 cm, Black, ED851HWB1E

### Features

- 80 cm: space for 5 pots or pans.

#### Flexibility of cooking zones

- combiZone
- : use bigger cookware by connecting two classic cooking zones into one large zone.
- Cooking zone front left: 180 mm, 2 KW (max. power 3.1 KW)
- Cooking zone rear left: 145 mm, 1.6 KW (max. power 2.2 KW)
- Cooking zone middle: 240 mm, 2.5 KW (max. power 3.7 KW)
- Cooking zone rear right: 190 mm, 210 mm , 2.5 KW (max power 3.7 KW)
- Cooking zone front right: 190 mm, 210 mm, 2.5 KW (max. power 3.7 KW)

#### Usage convenience

- Multitouch+: directly control the power with the imprinted touch bar.
- yes: directly access favourite functions with a configurable button (available with connected Home Connect account).
- 17 power levels: precisely adapt the heat with 17 power levels (9 main levels and 8 intermediate levels).
- Switch-off timer: switches off the cooking zone at the end of the time set (e.g. for boiled eggs).
- alternative: an alarm sounds at the end of the time set (e.g. for pasta).
- Sound volume adaptable to personal preference and needs.

#### Time saving & efficiency

- Power boost setting
- : boil water faster thanks to 50% more energy than at the highest standard level.
- quickStart function: when switching on, the hob automatically selects the cooking zone with cookware (when placed on a zone whilst the hob is off).
- reStart function: in case of unintentional switch-off, this feature restores all previous settings by switching on the hob again within 4 seconds.

#### Connectivity

- Home Connect - enables Remote Monitoring no matter where you are, with the easy-to-use Home Connect App: check if the hob is switched off even when not at home, and find recipes or additional functions in the Home Connect app.
- cookConnect - hood control (with Wi-Fi enabled hood): automatically activates the hood when cooking, thanks to the WiFi connection of hob and suitable hood.
- yes, after software update: hood automatically adapts fan speed thanks to hob continuously providing cooking data (with matching hood and connected Home Connect account).
- via MyButton: open up the smart universe from your cooktop (partner service required). via MyButton: open up the smart universe from your cooktop (partner service required).
- Updateable appliance (available with connected Home Connect account): keep appliance always up to date with latest status of software. Updateable appliance (available with connected Home Connect account): keep appliance always up to date with latest status of software.

#### Design

- 3 sided bevelled frameless finish

#### Safety

- 2 stage residual heat indicators: indicates which cooking zones are still hot or warm.
- Control panel lock: prevent unintended activation of the hob.
- Pause function: pause the heating process, e.g to answer the door.
- Main on/off switch: switch off all cooking zones at the touch of a button.
- Automatic safety switch off: for safety reasons, heating stops after a preset time if not used (possible to customise).

#### Installation

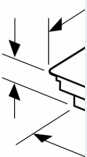
- Dimensions of the product (HxWxD mm): 51 x 802 x 522
- Required niche size for installation (HxWxD mm) : 51 x 750 x (490 - 500)
- Min. worktop thickness: 16 mm
- Connected load: 7.4 KW
- Connection current management (20, 16, 13, 10 Amps options): limit the maximum power if needed (depends on fuse protection of electric installation).

**iQ500, Induction hob, 80 cm,  
Black,  
ED851HWB1E**

Dimensioned drawings

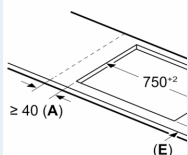
Measurement

51 (A)

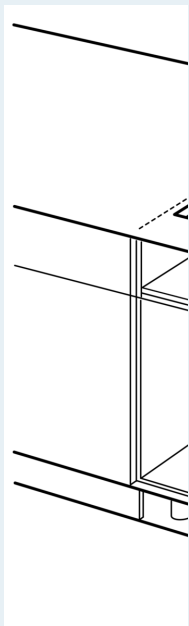


A: Recessed


Measurements in mm



C	D	E
585-600	50	≥ 35
> 600	≥ 50	≥ 50



min. 65



① Ventilation gap be present.

Bu  
bu



① Ventilation gap be present

min. 65

