

**Series 2, Wall-mounted cooker hood,
60 cm, clear glass black printed,
Black
DWK65DK60B**



The Inclined Hood with Touch Select Basic Control and a low noise motor for an odor and noise free kitchen.

- **Especially silent:** maximum hood performance, minimum noise.
- **High extraction rate - for continuously clean air in the kitchen.**
- **Intensive Setting:** the powerful way to beat intense steam during cooking.
- **Touch Select Basic Control:** sleek and user-friendly touch interface.
- **Easy-to-clean interior:** designed for quick cleaning and easy filter replacement.

Technical Data

Color chimney:	Black
Typology:	Wall-mounted
Length electrical supply cord:	150 cm
Height of the appliance:	325 mm
Minimum distance above an electric hob:	450 mm
Minimum distance above a gas hob:	650 mm
Net weight:	10.6 kg
Type of control:	Electronic
Number of speed settings:	3-stages + intensive setting
Max. air extraction:	430 m ³ /h
Boost position output recirculating:	550.0 m ³ /h
Max. air recirculation:	445 m ³ /h
Boost position air extraction:	550 m ³ /h
Maximum Air flow:	430 m ³ /h
Number of lights:	2
Noise level:	60 dB(A) re 1pW
Diameter of air outlet:	150 mm
Grease filter material:	Washable aluminium
EAN code:	4242005395934
Connection rating:	223 W
Fuse protection:	4 A
Voltage:	220-240 V
Frequency:	50 Hz
Plug type:	GB plug
Installation typology:	Wall-mounted

Optional accessories

- DWZ1GK1A2 Standard odor filter (replacement)
DWZ1GK1U2 Standard recirculation kit



4 242005 395934

Series 2, Wall-mounted cooker hood, 60 cm, clear glass black printed, Black DWK65DK60B

The Inclined Hood with Touch Select Basic Control and a low noise motor for an odor and noise free kitchen.

Planning and Installation Information:

- Dimensions exhaust air (HxWxD): 690-900 x 590 x 325 mm
- Dimensions recirculating (HxWxD): 720-975 x 590 x 325 mm
- Diameter pipe Ø 150 mm (Ø 150 mm enclosed)
- Electrical cable length 1.5 m
- Back-pressure flap: Yes

Design:

- Inclined glass common design
- wall-mounted
- Black glass
- Suitable for ducted or recirculating operation
- For recirculated extraction recirculating kit (accessory) needed

Core Features:

- Capacitor motor
- 2 x LED lights
- Colour Temperature: 4000 K
- Light Intensity: 127 lux
- 1 metal grease filter(s).

Comfort Features:

- Electronic control via TouchControl, backlighting
- 3 power levels & intensive setting
- Automatic reset from intensive to normal setting after 5 min
- Saturation indicator for metal and charcoal filter

Cleaning Comfort:

- Easy to clean smooth surfaces and materials.
- Removable metal grease filters dishwasher-safe

Performance Exhaust:

- According to EN 61591 and EN/ IEC 60704-2-13 your appliance can achieve the following values in exhaust mode: Speed 1: extraction rate 220 m³/h; noise level 46 dB (A) re1pW Speed 2: extraction rate 315 m³/h; noise level 53 dB (A) re1pW Speed 3: extraction rate 430 m³/h; noise level 60 dB (A) re1pW Intensive 1: extraction rate 550 m³/h; noise level 65 dB (A) re1pW

Performance Recirculation:

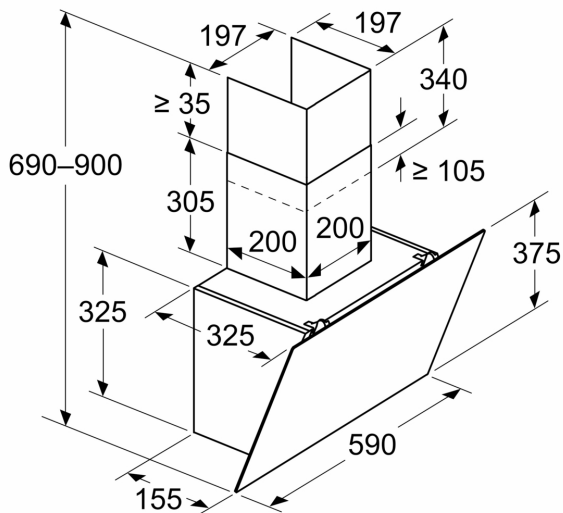
- According to EN 61591 and EN/ IEC 60704-2-13 your appliance can achieve the following values in recirculation mode with standard recirculation kit (available as optional accessory): Speed 1: extraction rate 215 m³/h; noise level 51 dB (A) re1pW Speed 2: extraction rate 300 m³/h; noise level 61 dB (A) re1pW Speed 3: extraction rate 445 m³/h ; noise level 69 dB (A) re1pW Intensive Speed 1: extraction rate 550 m³/h; noise level 72 dB (A) re1pW

Technical Information and Sustainability:

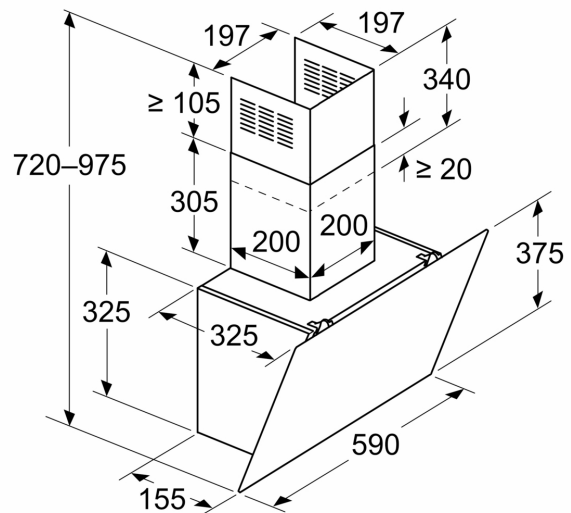
- Consumption data:
- Energy Efficiency Class: A (at a range of energy efficiency classes from A+++ to D)
- Average Energy Consumption: 43.8 kWh/year*
- Blower Efficiency Class: A*
- Lighting Efficiency Class: A*
- Grease Filtering Efficiency Class: E*
- Power rating: 223 W
- Voltage: Nominal voltage: 220 - 240 V

**Series 2, Wall-mounted cooker hood,
60 cm, clear glass black printed,
Black
DWK65DK60B**

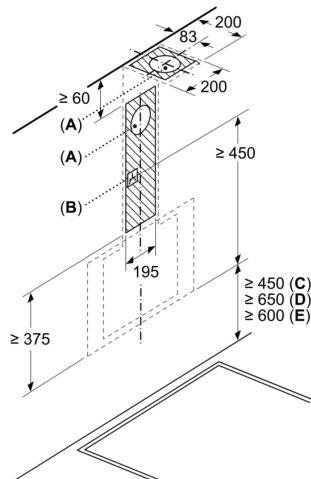
Measurements in mm
Appliance in exhaust air mode



Measurements in mm
Appliance in circulated air mode

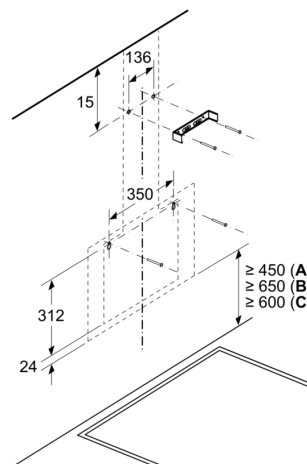


Measurements in mm



- A:** Exhaust-air outlet
- B:** Socket
- C:** Electric
- D:** Gas - from upper edge of pan support
- E:** Electric - for Australia and New Zealand

Measurements in mm
Wall installation with chimney



- A:** Electric
- B:** Gas - from upper edge of pan support
- C:** Electric - for Australia and New Zealand

Measurements in mm

Technical drawing of a cabinet showing dimensions in mm. The drawing includes a side view and a top view. The side view shows a cabinet with a height of 359 mm and a depth of 182 mm. The top view shows a cabinet with a width of 653 mm and a depth of 182 mm. A callout 'A' points to the back wall thickness, which is specified as ≤ 20 (A).

34

359

653

182

≤ 20 (A)

A: Max. back wall thickness

A: Max. back wall thickness