

iQ700, Built-in fully automatic coffee machine, Black, Removable water tank CT836LEB6



TZ70003	1 Brita Filter for Coffee Machine
TZ80001A	10 Cleaning Tablets for Coffee Machine
TZ80001B	10 Cleaning Tablets for Coffee Machine
TZ80002A	3 Descaling Tablets for Coffee Machine
TZ80002B	3 Descaling Tablets for Coffee Machine
TZ80004A	Care set Coffee Machine
TZ80004B	Care set Coffee Machine
TZ80009N	Insulated milk container

Built-in coffee center with Home Connect for perfect coffee indulgence with highest comfort.

- ✓ Less bitter tasting extra-strong coffee thanks to the aromaDouble Shot double grinding and brewing process.
- ✓ Fully automatic steam cleaning and optimal hygiene thanks to autoMilk Clean.
- ✓ Grind the perfect aroma out of every bean and long-life guarantee with ceramDrive.
- ✓ coffeeSensor System: The intelligent grinder adapts to each bean variety and always grinds the perfect quantity
- ✓ Any drink at the touch of a button - prepare even two milk specialities at the same time with oneTouch DoubleCup.

Built-in / Free-standing: Built-in
Frothing nozzle: No
Display: Yes
Water protection system: No
Portion sizes: All cups
Dimensions: 455x594x385 mm
Dimensions of the packed product (HxWxD): ... 540 x 478 x 670 mm
Required niche size for installation (HxWxD): 449x558x356 mm
EAN code:4242003800171
Fuse protection:10 A
Nominal power:220-240 V
Frequency:50/60 Hz
Plug type: GARDY plug w/ earthing



iQ700, Built-in fully automatic coffee machine, Black, Removable water tank CT836LEB6

Flavour

- "sensoFlow system" - Innovative heating system
- One-touch function for Cappuccino, Espresso macchiato, Latte macchiato, Caffè Latte, personalised milk mix beverage
- aromaDouble Shot - Extra strong coffee without compromise in aroma
- Beverage temperature adjustable individually: Coffee: 3 levels, Hot water: 4 grades

Convenience

- TFT display with interactive menu
- 8 personalised beverages Save 8 favourite beverages with individual names and adjustable mixing ratio of milk and espresso
- Cappuccino: Prepare two cups simultaneously for all coffee varieties
- Removable 2.4 litre water tank
- Early warning when bean container or water tank are close to empty

Performance

- "silent ceram drive" - Premium ceramic grinding unit
- coffeeSensor System: The grinding unit automatically adjusts to bean variety
- One-touch coffee milk specialties with especially fine-pored milk froth thanks to an innovative milk frother
- In addition to beverages also available separately: milk foam, warm milk, hot water
- Reduced heat up time: fastest first cup
- Water pump with 19 bar pressure
- Separate container for pre-ground coffee

Home Connect

- Discover the new way of controlling home appliances: by app. The Home Connect app allows you to access the appliance from anywhere - at home using WiFi, when away from home using the mobile phone network.
- Remote start: Select and configure beverages in the app, then remotely start the beverage preparation
- coffeeWorld: 17 additional international coffee specialties are available in the app - from Australian Flat White to Vienna Melange to Colombian Cortado
- Coffee recipes: The app offers a variety of recipes involving coffee, which can be transferred to the appliance or a Home Connect capable oven - from Espresso Crème brûlée to saddle of venison with coffee crunches
- Coffee know-how: The app includes interesting knowledge around the topic coffee, e.g. bean varieties, harvesting methods or roasting techniques
- User manual: A digital user manual is ready to hand at all times in the app
- Customer service: In case of technical problems, the A02 customer service is able to access the appliance virtually - if you want so
- Security: Security is of top priority at Home Connect. The Home Connect app has been tested and certified by TÜV IT. And the

encrypted data transfer via Home Connect protocol protects against unauthorised access.

- The availability of the Home Connect functionality depends on the availability of Home Connect services in your country. Home Connect services are not available in every country – for further information please check www.home-connect.com

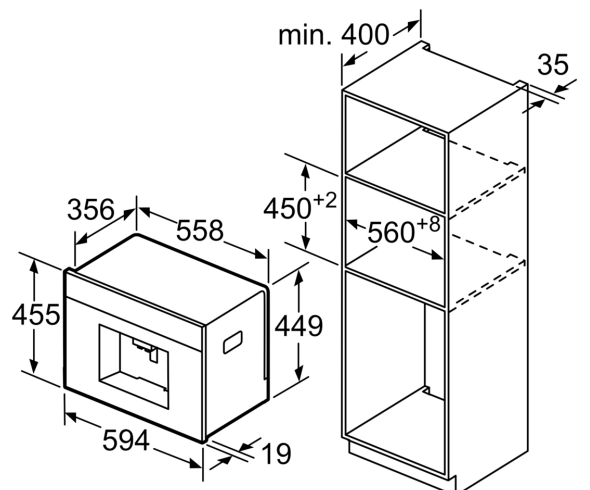
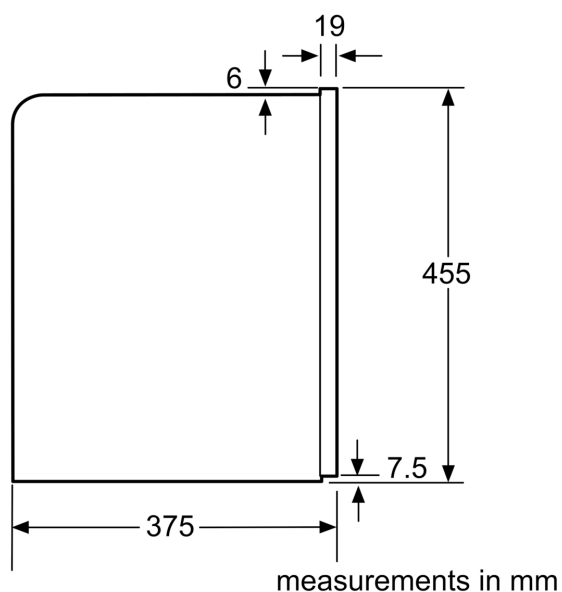
Hygiene

- Removable brewing unit: Easy and hygienic cleaning under running water
- steam blast: Fully-automatic steam cleaning of the milk system after every beverage
- All milk nozzle parts are easily removable, separable, easy to clean and dishwasher proof
- Single portion cleaning: Complete emptying of all pipes after each brewing process
- Automatic quick rinse programme when switched on or off
- Removable drip tray including container for coffee grounds
- Fully automatic descaling & cleaning programme
- Display of remaining cups before Descaling, Cleaning, Change of water filter
- Containers for water, milk and coffee beans are easily accessible but hidden behind a door, so the kitchen always looks clean
- Bean container with aroma preserving lid for up to 500grams
- Adjustable grind settings (multilevel)
- Different display languages available
- Child lock: prevents unintended use of machine
- Wattage: 1600 W

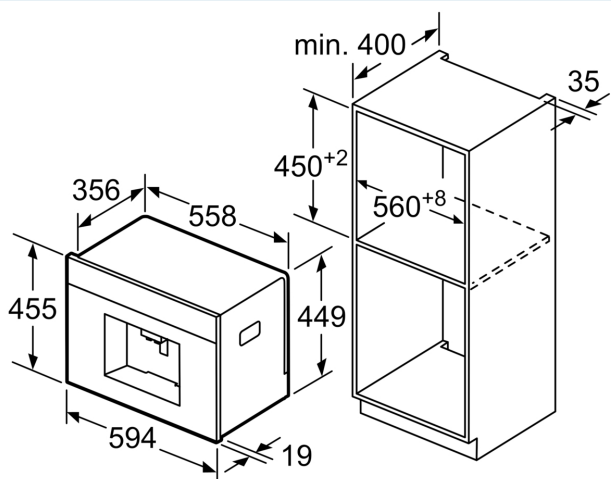
Accessories

- Separate milk container with thermally insulated aluminium housing (0.7 l volume)
- Included accessories: 1 x assembly screws, 1 x connection hose for milk frother, 1 x milk container (insulated), 1 x milk pipe, 1 x scoop, 1 x test strip, 1 x water filter cartridge
- Separately available accessories: cleaning tablets (TZ80001), descaling tablets (TZ80002), BRITA Intenza water filter (TZ70003), care set for fully-automatic espresso makers (TZ80004), insulated milk container (TZ80009N)

**iQ700, Built-in fully automatic
coffee machine, Black,
Removable water tank
CT836LEB6**

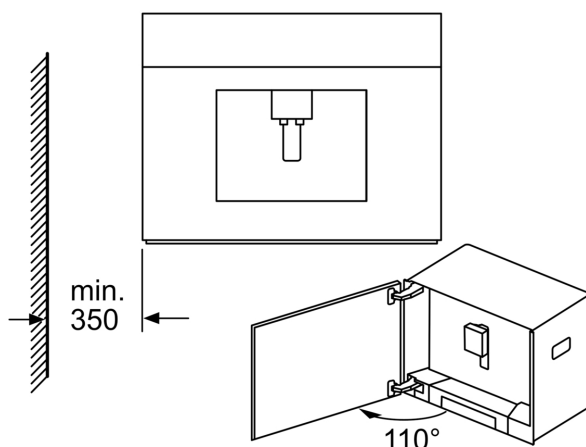


Bean and water containers
are removed from the front.
Recommended installation
height 95-145 cm.



Bean and water containers
are removed from the front.
Recommended installation
height 95-145 cm.

left corner installation



If using the 92° hinge limiter
(spare part no. 00636455),
the minimum distance to the wall
is only 100 mm.

