

## iQ700, Built-in fridge, 212.5 x 60.3 cm, flat hinge CI24RP02



- ✓ Storage Guide: Easily find the best possible place for each individual food.
- ✓ hyperFresh Premium 0°C – Optimal storage for all your fresh ingredients.
- ✓ Home Connect – Control your smart fridge no matter where you are.
- ✓ The superCooling button reduces the temperature for a set time, to quickly cool down fresh food items.
- ✓ multiAirflow for optimum air circulation and even cooling at all levels.

Energy Efficiency Class: ..... E  
 Average annual energy consumption in kilowatt hour per year (kWh/a): ..... 150 kWh/annum  
 Sum of volume of frozen compartments: ..... 0 l  
 Sum of volume of chill compartments: ..... 357 l  
 Airborne acoustical noise emissions : ..... 40 dB(A) re 1pW  
 Airborne acoustical noise emission class: ..... C  
 Built-in / Free-standing: ..... Built-in  
 Door panel options: ..... Possible but accessory  
 Height: ..... 2125 mm  
 Width of the appliance: ..... 603 mm  
 Dimensions: ..... 608 mm  
 Required niche size for installation (HxWxD): .... 2134.0 x 610 x 610 mm  
 Weight: ..... 135.6 kg  
 Connection Rating: ..... 300 W  
 Fuse protection: ..... 10 A  
 Door opening: ..... Right reversible  
 Nominal power: ..... 220-240 V  
 Frequency: ..... 50-60 Hz  
 Length electrical supply cord: ..... 300.0 cm  
 Number of compressors: ..... 1  
 Number of independent cooling systems: ..... 1  
 Interior ventilator: ..... Yes  
 Reversible Door Hinge: ..... Yes  
 Number of Adjustable Shelves in fridge compartment: ..... 3  
 Shelves for Bottles: ..... No  
 EAN code: ..... 4242003844823  
 Brand: ..... Siemens  
 Product name / Commercial code: ..... CI24RP02  
 Frost free system: ..... Fridge and freezer  
 Installation type: ..... Freestanding



4 242003 844823

CI10ZH10	Handle St. steel single IC6 Design
CI24Z010	Stainless steel toe kick 24"/fridge+wine
CI60Z000	Installation Kit SxS
CI60Z200	Heating side kit 230V EU Version
FI24Z090	Stainless steel doorpanel 24 w/o handle

## iQ700, Built-in fridge, 212.5 x 60.3 cm, flat hinge CI24RP02

### Design features

- Smooth design rail system providing flexible positioning for shelves and door racks
- TFT-Display
- Fully integrated
- Fixed hinge

### Functions

- Home Connect: iService Remote, Remote Monitoring and Control with Wi-Fi connectivity
- 1 compressor/1 cooling circuit
- Holiday mode, Sabbath Mode
- Acoustic open door warning system

### Design features

- Bright interior LED fridge light

### Food freshness system

- Interior ventilator
- 1 vegetable/salad containers
- 1 shallow, fully extendable drawer with transparent front.
- Super Cooling: automatic deactivation

### Fresh cooling 0 °C

- 1 large, fully extendable fresh cooling 0 °C drawer with transparent front, illuminated.
- Temperature control via central TFT display, temperature can be adjusted from -1 °C to +3 °C.
- Ideal for meat, fish and poultry.
- Net volume 35 litres.

### Fresh cooling

- 1 fully extendable fresh cooling drawer with transparent front, illuminated.
- Humidity can be adjusted manually.
- Ideal for fruit and vegetables.

### Key features - Fridge section

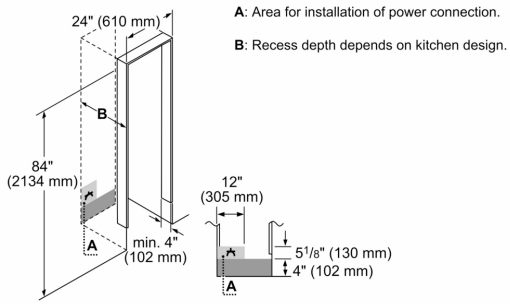
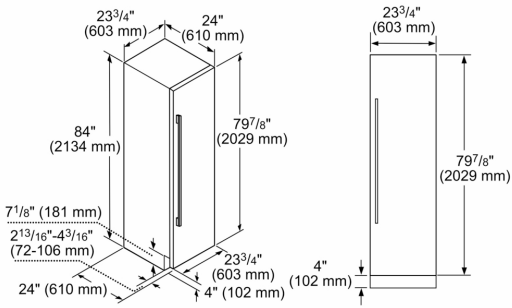
- Right hinged door, door reversible
- multiAirflow cooling - improves circulation of air around the fridge
- airFresh filter - neutralises food odours
- 4 safety glass shelves in fridge compartment of which 3 are height adjustable
- 4 height-adjustable door racks, 1 of which is extra deep.
- 1 large door shelf, 3 small door shelf
- 1 removable door storage compartments.
- 6 height-adjustable door racks, 2 of which are extra deep.
- No-frost technology with fast cooling.
- Automatic defrosting with defrost water evaporation.
- The drawers in the fridge and freezer models are positioned at the same height.
- With side-by-side installation, the glass shelves and door racks can be aligned on the same level

- Max. door panel weight 25 kg.
- Ventilation in plinth, the plinth size can be varied
- Variable plinth adaption
- Door opening angle of 115°, fixable at 90°.
- Door hinge right, reversible.
- Dimensions: 212.5 cm H x 60.3 cm W x 60.8 cm D
- Niche Dimensions: 213.4 cm H x 61 cm W x 61 cm D
- Connection value 300 W
- 220 - 240 V

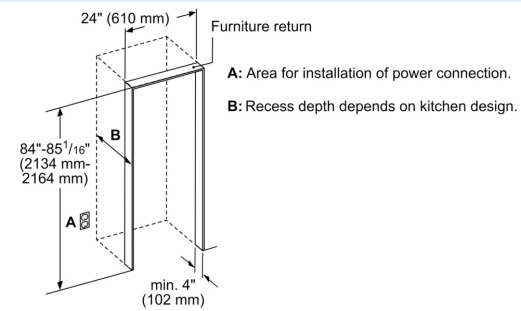
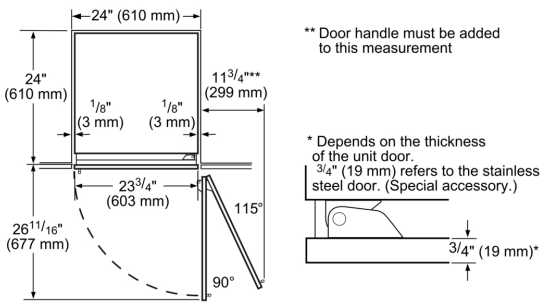
### Performance and Consumption

- EU19\_EEK\_D: E
- Total Volume : 357 l
- Net Fridge Volume : 357 l
- Net Freezer Volume : 0 l
- Annual Energy Consumption: 150 kWh/a
- Climate Class: SN-T
- Noise Level : 40 dB , EU19\_Noise emission class\_D: C

iQ700, Built-in fridge, 212.5 x 60.3 cm, flat hinge  
CI24RP02



A: Area for installation of power connection.  
B: Recess depth depends on kitchen design.



Furniture return  
A: Area for installation of power connection.  
B: Recess depth depends on kitchen design.