


iQ700, Induction cooktop, 60 cm,
Black
EX675JYW1E



HZ32WA00 Wireless food thermometer, HZ390011 Stainless Steel roaster with glas lid, HZ390012 Steaming Rack for Stainless Steel roaste, HZ390210 System pan diameter 15 cm, HZ390220 System pan diameter 19 cm, HZ390230 System pan diameter 21cm, HZ390250 System pan diameter 28 cm, HZ39050 Wireless temperature sensor for cooktop, HZ390512 Teppan Yaki (large), HZ390522 Griddle Plate, HZ394301 Connecting strip, HZ9CF240 Fry pan, coated 24cm Ø, HZ9CF280 Fry pan, coated 28cm Ø, HZ9ES100 Espresso maker 4 cups, HZ9FE280 Iron pan Ø 18 / 28 cm, HZ9FF010 Flex Pan, large, HZ9FF030 Flex Pan set, 3 pcs., HZ9FF040 Flex Pan set, 4 pcs., HZ9SE030 Set of 2 pots and 1 pan, HZ9SE040 4 pieces Set, HZ9SE060 6 pieces Set, HZ9TY010 Teppan Yaki

Induction cooktop with innovative features that enable highly flexible cooking in any situation.

- ✓ Home Connect: Information about your cooktop, no matter where you are via smartphone or tablet.
- ✓ powerMove Plus: enables intuitive control thanks to three heating zones with different temperatures – activated by touch.
- ✓ Control different functions of your hood, like power level or light, directly from your cooktop (with matching hood) - cookConnect system.
- ✓ Shorter heating times with up to 50% more power thanks to the powerBoost-function.
- ✓ The timer with switch-off function safely shuts off the cooking zone when the selected cooking time expires.

Product name/family: Cooking zone ceramic
Built-in / Free-standing: Built-in
Source of energy: Electric
Total number of positions that can be used at the same time: 4
Required niche size for installation (HxWxD):51 x 560-560 x 490-500 mm
Width of the appliance: 602 mm
Dimensions (HxWxD):51x602x520 mm
Dimensions of the packed product: 130 x 753 x 600 mm
Net weight: 14.8 kg
Gross weight: 16.0 kg
Residual heat indicator:separate
Location of control panel: Front
Color of surface: Black, Alu, brushed
Length electrical supply cord: 110.0 cm
EAN code:4242003765234
Voltage:220-240 V
Frequency:50; 60 Hz



iQ700, Induction cooktop, 60 cm, Black EX675JYW1E

Cooktop Type and Special Features

- 4 induction cooking zones
- flexInduction Plus
- powerBoost function for all cooking zones
- panBoost
- Cooking sensor ready (sensor sold separately)
- fryingSensor Plus with 5 temperature settings
- Meals (automatic programs)
- cookConnect system (with matching hood)

Design

- Frameless with front faceted glass

Comfort & Convenience

- FullTouch TFT Display
- LED display and timer with auto switch off for all cooking zones, Count-up timer, LED display and timer with auto switch off
- ReStart - Quickly reinstates previous settings
- flexMotion
- powerMove Plus

Size & Power

- 17 power levels for each cooking zone
- Cooking zones:
- 1 x Ø 380 mmx230 mm, 3.3 KW (max. Power level 3.7 KW) Induction or 2 x Ø 190 mm, 2.2 KW (max. Power level 3.7 KW) Induction;
- 1 x Ø 380 mmx230 mm, 3.3 KW (max. Power level 3.7 KW) Induction or 2 x Ø 190 mm, 2.2 KW (max. Power level 3.7 KW) Induction
- 7.4 KW total connected load

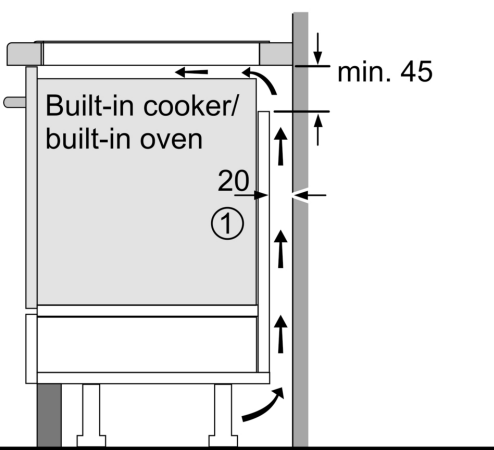
Safety and Environment

- Automatic pan recognition
- powerManagement Function
- Automatic safety switch-off
- Childproof lock
- wipeProtection function
- 2-stage (h/H) digital residual heat indicator for each cooking zone
- Energy consumption display

Dimensions (WxD)

- Length wire connection: 110 cm
- Min. worktop thickness: 16 mm

iQ700, Induction cooktop, 60 cm,
Black
EX675JYW1E



min. 45

Built-in cooker/
built-in oven

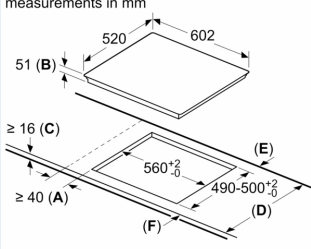
20

①

①
Ventilation gap must
be present

All measurements in mm

measurements in mm



520 602

51 (B)

≥ 16 (C)

≥ 40 (A)

560 \pm 2

490-500 \pm 2

(E)

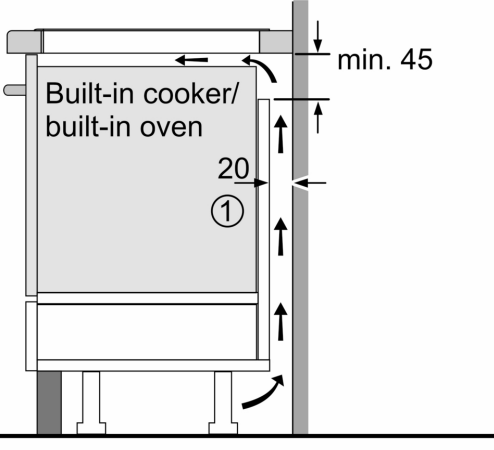
(D)

(F)

A: Minimum distance from the hob cut-out to the wall.
B: Recessed depth
C: The clearance between the surface of the worktop and the top of the front of the oven must be 30 mm. See space requirements for the oven.

The worktop into which the hob is installed must withstand loads of approx. 60 kg; suitable substructures must be used if required.

D	E	F
585-600	50	≥ 35
> 600	≥ 50	≥ 50



min. 45

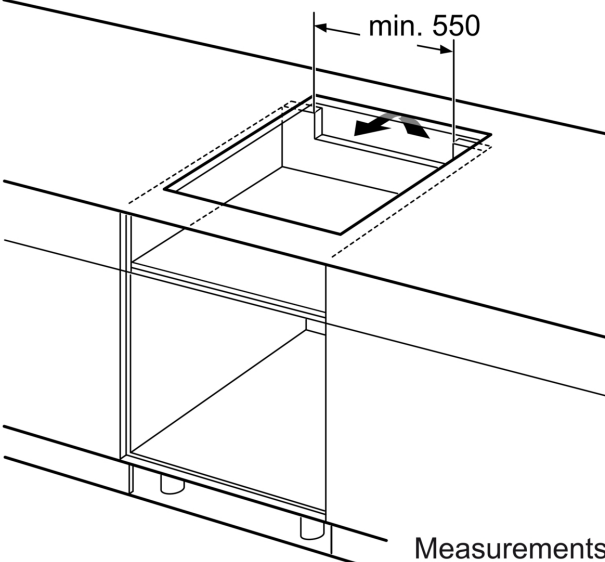
Built-in cooker/
built-in oven

20

①

①
Ventilation gap must
be present

All measurements in mm



min. 550

Measurements
in mm

