

iQ300, Induction cooktop, 60 cm,  
Black  
EH675LDC1E



HZ32WA00 Wireless food thermometer, HZ390090 Wok Set consisting of 3 items, HZ390210 System pan diameter 15 cm, HZ390230 System pan diameter 21cm, HZ390240 Paella pan Ø 31 cm, HZ390250 System pan diameter 28 cm, HZ394301 Connecting strip, HZ9CF240 Fry pan, coated 24cm Ø, HZ9CF280 Fry pan, coated 28cm Ø, HZ9E5100 Espresso maker 4 cups, HZ9FE280 Iron pan Ø 18 / 28 cm, HZ9SE030 Set of 2 pots and 1 pan, HZ9SE040 4 pieces Set, HZ9SE060 6 pieces Set

Induction cooktop with innovative features that enable highly flexible cooking in any situation.

- ✓ Dual lightSlider lets you easily and intuitively operate the hob.
- ✓ The fryingSensor plus controls the temperature in the pan so can never burn again.
- ✓ Shorter heating times with up to 50% more power thanks to the powerBoost-function.
- ✓ The timer with switch-off function safely shuts off the cooking zone when the selected cooking time expires.
- ✓ Innovative induction technology makes cooking faster, cleaner and safer.

Product name/family: ..... Cooking zone ceramic  
Built-in / Free-standing: ..... Built-in  
Source of energy: ..... Electric  
Total number of positions that can be used at the same time: 3  
Required niche size for installation (HxWxD): .....51 x 560-560 x 490-500 mm  
Width of the appliance: ..... 602 mm  
Dimensions (HxWxD): ..... 51x602x520 mm  
Dimensions of the packed product: ..... 126 x 753 x 603 mm  
Net weight: ..... 12.5 kg  
Gross weight: ..... 14.8 kg  
Residual heat indicator: .....separate  
Location of control panel: ..... Front  
Basic surface material: ..... Ceramic  
Color of surface: ..... Black, Alu, brushed  
Length electrical supply cord: ..... 110.0 cm  
EAN code: .....4242003697962  
Voltage: .....220-240 V  
Frequency: .....60; 50 Hz



4 242003 697962

## iQ300, Induction cooktop, 60 cm, Black EH675LDC1E

### Cooktop Type and Special Features

- 3 induction cooking zones
- powerBoost function for all cooking zones
- panBoost
- fryingSensor Plus with 5 temperature settings

### Design

- Frameless with front faceted glass

### Comfort & Convenience

- Dual LightSlider
- LED display and timer with auto switch off for all cooking zones
- LED display and timer with auto switch off for all cooking zones, Count-up timer, LED display and timer with auto switch off
- ReStart - Quickly reinstates previous settings
- QuickStart - Quick and automatic first pot detection

### Size & Power

- 17 power levels for each cooking zone
- Cooking zone rear left:
  - - 320 mm, 260 mm, 210 mm
  - - 3.3 kW, 2.6 kW, 2.2 kW / 4.4 KW, 5.5 KW, 3.7 KW with powerBoost
- Cooking zone rear right:
  - - 145 mm
  - - 1.4 KW / 2.2 KW with powerBoost
- Cooking zone front right:
  - - 210 mm
  - - 2.2 kW / 3.7 KW with powerBoost
- 7.4 KW total connected load

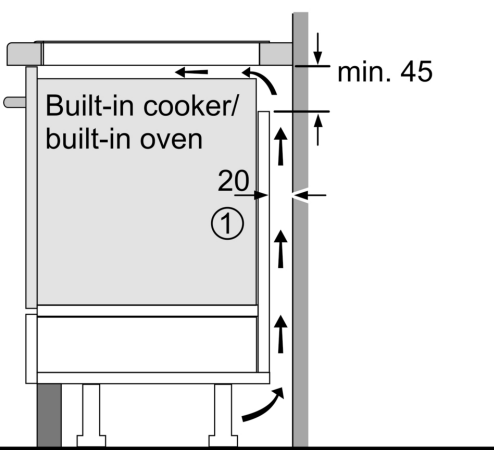
### Safety and Environment

- Automatic pan recognition
- Automatic pan recognition
- powerManagement Function
- Automatic safety switch-off
- Childproof lock
- wipeProtection function
- Energy efficiency display

### Dimensions (WxD)

- Min. worktop thickness: 16 mm

iQ300, Induction cooktop, 60 cm,  
Black  
EH675LDC1E



Built-in cooker/  
built-in oven

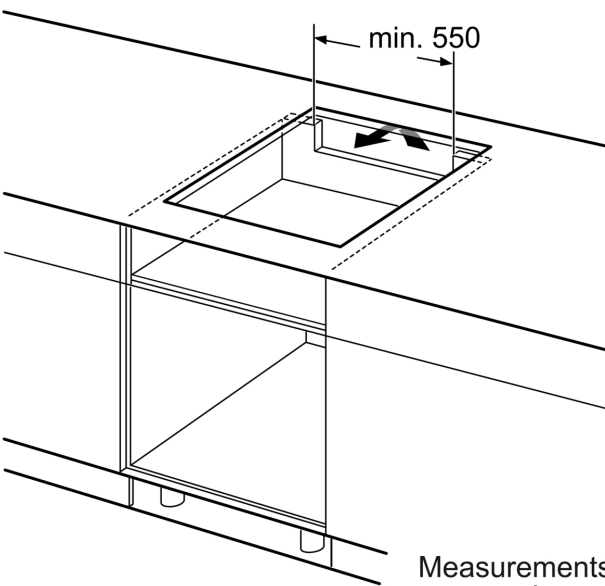
20

①

min. 45

①  
Ventilation gap must  
be present

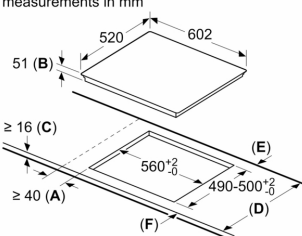
All measurements in mm



min. 550

Measurements  
in mm

measurements in mm



520

602

51 (B)

≥ 16 (C)

560 (E)

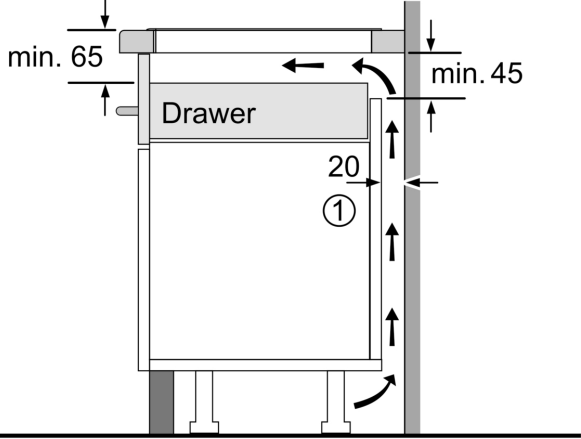
490-500 (D)

①

A: Minimum distance from the hob cut-out to the wall.  
B: Recessed depth  
C: The clearance between the surface of the worktop and the top of the front of the oven must be 30 mm. See space requirements for the oven.

The worktop into which the hob is installed must withstand loads of approx. 60 kg; suitable substructures must be used if required.

D	E	F
585-600	50	≥ 35
> 600	≥ 50	≥ 50



min. 65

min. 45

Drawer

20

①

①  
Ventilation gap must  
be present.

Measurements in mm

