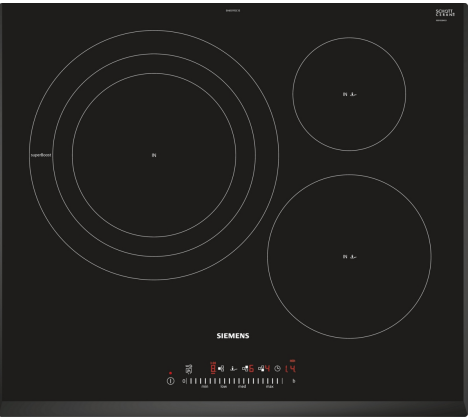


iQ300, Induction cooktop, 60 cm,
Black
EH651FDC1E



HZ390090	Wok Set consisting of 3 Items
HZ390210	System pan diameter 15 cm
HZ390230	System pan diameter 21cm
HZ390240	Paella pan Ø 31 cm
HZ9E5100	Espresso maker 4 cups
HZ9FE280	Iron pan Ø 18 / 28 cm
HZ9SE030	Set of 2 pots and 1 pan
HZ9SE040	4 pieces Set
HZ9SE060	6 pieces Set

Induction cooktop with innovative features that enable highly flexible cooking in any situation.

- ✓ touchSlider control allows to control the temperature by entering it directly or by moving the slider with a single finger.
- ✓ Shorter heating times with up to 50% more power thanks to the powerBoost-function.
- ✓ The timer with switch-off function safely shuts off the cooking zone when the selected cooking time expires.
- ✓ Innovative induction technology makes cooking faster, cleaner and safer.

Product name/family: Cooking zone ceramic
Built-in / Free-standing: Built-in
Source of energy: Electric
Total number of positions that can be used at the same time: 3
Required niche size for installation (HxWxD):51 x 560-560 x 490-500 mm
Width of the appliance: 592 mm
Dimensions (HxWxD): 51x592x522 mm
Dimensions of the packed product: 126 x 753 x 603 mm
Net weight: 12.5 kg
Gross weight: 14.6 kg
Residual heat indicator:separate
Location of control panel: Front
Basic surface material: Ceramic
Color of surface: Black
Length electrical supply cord: 110.0 cm
EAN code:4242003697580
Voltage:220-240 V
Frequency:60; 50 Hz



iQ300, Induction cooktop, 60 cm, Black EH651FDC1E

Cooktop Type and Special Features

- 3 induction cooking zones
- Cooking zone with special 5.5kW powerBoost
- powerBoost function for all cooking zones
- fryingSensor Plus with 4 temperature settings

Design

- Frameless with front faceted glass
- New design (of printing)

Comfort & Convenience

- touchSlider control
- LED display and timer with auto switch off for all cooking zones
- ReStart - Quickly reinstates previous settings
- QuickStart - Quick and automatic first pot detection

Size & Power

- 17 power levels for each cooking zone
- Cooking zone rear left:
 - - 210 mm, 260 mm, 320 mm
 - - 3.3 kW, 2.6 kW, 2.2 kW / 3.7 KW, 5.5 KW, 4.4 KW with powerBoost
- Cooking zone rear right:
 - - 145 mm
 - - 1.4 KW / 2.2 KW with powerBoost
- Cooking zone front right:
 - - 210 mm
 - - 2.2 kW / 3.7 KW with powerBoost
- 7.4 KW total connected load

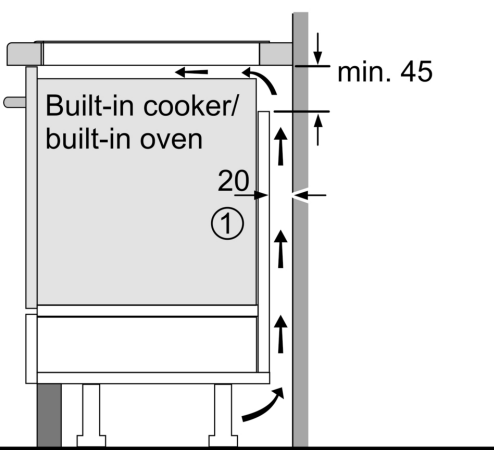
Safety and Environment

- Automatic pan recognition
- Automatic pan recognition
- powerManagement Function
- Automatic safety switch-off
- Childproof lock
- wipeProtection function
- 2-stage (h/H) digital residual heat indicator
- Energy efficiency display

Dimensions (WxD)

- Min. worktop thickness: 16 mm

iQ300, Induction cooktop, 60 cm,
Black
EH651FDC1E



Built-in cooker/
built-in oven

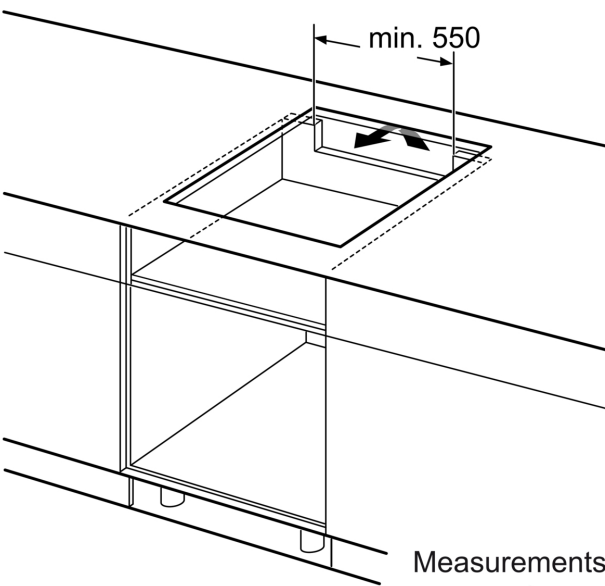
20

①

min. 45

①
Ventilation gap must
be present

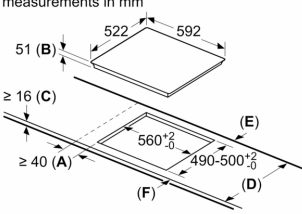
All measurements in mm



min. 550

Measurements
in mm

measurements in mm



522 592

51 (B)

≥ 16 (C)

≥ 40 (A)

560⁺²₋₀ (D)

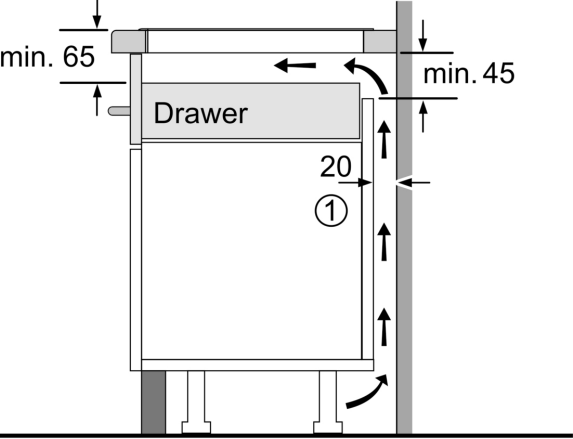
490-500⁺²₋₀ (F)

(E)

A: Minimum distance from the hob cut-out to the wall.
B: Recessed depth
C: The clearance between the surface of the worktop and the top of the front of the oven must be 30 mm. See space requirements for the oven.

The worktop into which the hob is installed must withstand loads of approx. 60 kg; suitable substructures must be used if required.

D	E	F
585-600	50	≥ 35
> 600	≥ 50	≥ 50



min. 65

min. 45

Drawer

20

①

①
Ventilation gap must
be present.

Measurements in mm

