





ENERG



Siemens

WG44B2APDN



25 kWh /  100



9.0 kg



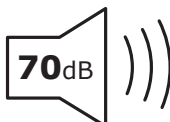
3:40



47 L



ABC**B**DEFG



ABC**B**CD