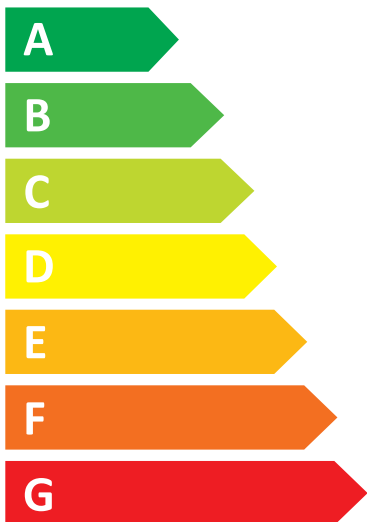





# ENERG



WGB24409IL



**40** kWh /  100



**9.0** kg



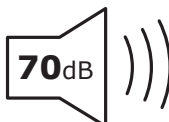
**3:48**



**50** L



**A**BCDEFG



**A**BCD