





# ENERG



Bosch

WGG2440R10



**46** kWh / 



**9.0** kg



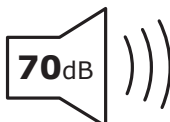
**3:48**



**48** L



ABC**D**EF



**A**BCD