

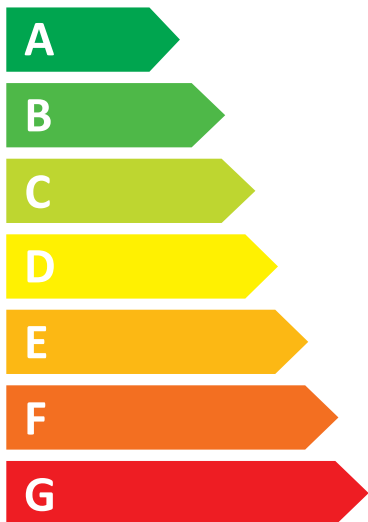



ENERG



Siemens

WG44B20X40



40 kWh /  100



9.0 kg



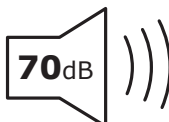
3:48



50 L



A**B**CDEFG



A**B**CD