



**SIEMENS**

# The Power of Built-in 2018



reddot award 2018  
winner

2  
years

Guarantee

German  
Technology



Discover exciting possibilities and innovative features with Siemens built-in appliances.

[siemens-home.bsh-group.com/hk](http://siemens-home.bsh-group.com/hk)

The future moving in.

Siemens Home Appliances



Colors of actual products may vary from illustration and pictures.  
Some of the appliances pictured in this catalogue are not available in Hong Kong.

# For a life less ordinary.

Siemens presents the appliances of the iQ700 series. Each individual built-in appliance is eye-catching on its own. But together, they provide an exceptional kitchen experience – with the perfect built-in design and unique innovations.





"...of an enterprise that, through its own inventions and its entrepreneurial vision, contributes to enhancing the knowledge and well-being of humanity."

Werner von Siemens

We don't just pursue vision and bring the future closer to people's homes – We make dreams in reality.

When the founder of our company, Werner von Siemens, came to Berlin at the age of 17, he had nothing more than just a dream "of an enterprise that, through its own inventions and its entrepreneurial vision, contributes to enhancing the knowledge and well-being of humanity."

For more than 165 years, Siemens is a German industrial and technological brand with activities spanning the entire breadth of the electrical engineering industry. The brand personifies the timeless vision of Mr Siemens: "progress in the service of mankind". Management of the home appliances business under the Siemens brand has been exercised by BSH Siemens Hausgeräte GmbH since 1967.



It's in our genes to look further into the future than others in order to offer technical solutions to the major challenges of our time. This also holds true for those innovations with which we improve the quality of life in people's homes. No invention contributes more to our well-being than those we come into contact on a daily basis. And no environmental technology is more valuable than one that is used a million-fold. From the first stoves and washing machines in the 1920s to the first fully automatic dishwasher and the invention of Zeolith® drying technology – with the innovative strength of our global enterprise, we ensure that the future finds its way into people's homes.

Siemens home appliances set standards in the market. They are the expression of progressive ideas, a consistent quest for performance and a strong stylistic awareness to satisfy the diverse demands of a modern lifestyle. Our timeless and contemporary designs receive continued recognition from many major international design awards, including iF and reddot.



# Intelligent home appliances do almost everything better – and automatically.

### Intelligent refrigeration

Now you can enjoy fresh foods anytime – and trust Siemens refrigeration appliances to know the best conditions for cold storage. Thanks to their innovative features and intelligent inverter compressor technology, these appliances register every change in temperature while constantly, quietly and highly efficiently adjusting refrigeration conditions. With freshSense, they can instantly respond to temperature changes and maintain a constant level. Besides, the vitaFresh compartments keep produce, meat, and fish fresh for longer.



### Intelligent cooking

Experience more joy in your kitchen – and a new freedom in cooking. You can place your pots and pans anywhere on the unique flexInduction hob without the restrictions of cooking zones. The innovative surface induction automatically detects the shape and size of the cookware. Siemens' full range of iQ700 ovens offers conventional heating, steam and microwave cooking methods developed as a feast for your eyes and your sensors. And thanks to the automatic function, Siemens' chimney hood always adapts automatically to the density of the steam.



Automatic and precise gear changes, more efficient fuel consumption, arrival at the right destination almost automatically – this kind of intelligent technology that we tend to take for granted in our cars should also be present in our homes to provide constant convenience. Enter the intelligent home appliances from Siemens, which automatically perform almost every task better and even more efficiently than we could possibly do ourselves. We've provided each Siemens home appliance with the knowledge it needs, for example, to automatically remove 16 different types of stain on laundry, automatically clean dryer condensers, automatically cook roasts, automatically keep vegetables and meats fresh for a longer period, and automatically wash dishes both quickly and efficiently. Just as human beings rely on their five senses to make wise decisions, the intelligent systems in Siemens home appliances rely on their "eyes and ears" to take precise and unerring control of processes. Highly sensitive sensors are constantly transmitting precise information to the "brain" of the appliances so that they can automatically implement the next correct step. Find out how even housework can become a favorite pastime – with intelligent home appliances from Siemens.

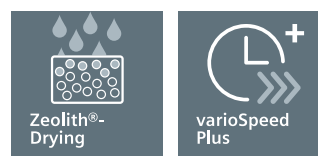
### Intelligent laundry care

Look forward to laundry that is flawlessly clean and dry and to the fact that your Siemens washer and washer dryer do almost all the work automatically for you. All of our washing machines feature the autoloading system, which automatically tailors the wash programme to suit the size of the load, optimising energy and water usage. Thanks to the duoTronic technology, a set of internal sensors to the drum air temperature and humidity instructs an accurate drying time for clothing, hence avoids excessive drying and overheating.



### Intelligent dishwashing

Experience the brilliant shine of sparkling clean dishes – and the satisfaction of having a Siemens dishwasher to reliably relieve you of this tedious kitchen task. Being the winner of international award, Siemens' innovative Zeolith® Drying delivers brilliant dishwashing results.



Siemens appliances  
don't just work incredibly well –  
they are incredible.





“At Siemens, design always starts with technological innovations, which requires new approaches to design.”

Gerhard Nüssler  
Head of Design, Siemens




### In design, form follows function

Siemens develops and designs technological worlds where progress can be experienced first hand and design plays a key role. The Siemens design is characterized by straight lines, architectural clarity and the use of groundbreaking materials and processing technologies. New lighting, sensor, and interactive technologies lend highly expressive accents. Technology becomes an experience for all the senses and Siemens design becomes an unmistakable mark of quality that guarantees the enjoyment of well-crafted products for many years to come.

### iQ700. Perfect built-in design

iQ700 stands for a new evolutionary stage in the design of Siemens built-in appliances. The functional center and design code of the appliance series is the 2-zone front panel with fine chrome strips. Its purely horizontal alignment and consistent height allow perfection in both horizontal and vertical arrangements. The hybrid user interface is based on a simplex design. For more complex appliances, such as networked ovens, the interface combines the best of the mechanical and digital world.

- the “Interior Innovation Award 2015”
- the “German Design Award”



### Siemens home appliances don’t just look fantastic – they are fantastic

You’ll enjoy the clear, bold lines, high-quality materials and high-precision craftsmanship of the Siemens design for years to come. Many design juries agree. For instance, Siemens home appliances have won the following design awards:

- the “iF product design award”
- the “red dot design award winner”
- the “red dot best of the best”
- and the “iF product design award gold”






# Ideas for more efficiency.

**You can save the most resources where they are used – at your home**

Environmental protection starts at home, since cooking and refrigeration consume 39%\* of the total energy used in a common household. Of the 130 litres of water used in household per person per day in Hong Kong#, almost 1/6 is used for washing clothes and dishes. The use of new energy-saving appliances can make a difference here, for the environment and against the inexorably rising cost of living.

**The sign of efficiency**

Siemens' technology innovations make possible top efficiency and performance alike. Our appliances are at the top of EU energy savings classifications and some are much better. As a sign of their especially low energy consumption, the best Siemens appliances make it easier to identify better energy-efficient appliances when you're shopping, to help you save money and the environment.



**The population is growing.**

**Unfortunately, our resources are not** Today the world is home to over 7 billion people. They watch TV, cook, heat, bathe, wash, and refrigerate. Each of them uses electricity and naturally also raw materials like water. The population continues to grow, and with it the demand for energy and drinking water. Yet already over 1 billion do not have access to clean water, and that number is rising. Thus, saving resources only makes sense.

\*Source: EMSD Hong Kong Energy End-user Data 2011  
# Source: Water Supplies Department, HK. Feb 2012

# Knowledge and expertise about built-in appliances only Siemens can provide.

## **Kitchen planning**

We understand that working on the kitchen can be quite tiring if it is not well-planned ahead especially from ergonomic point of view. Our expert could pay an onsite visit before installation and work hand in hand with your kitchen specialist to create a perfect and harmony kitchen for your home.

## **Choosing the most suitable appliances**

We learn from our customers and take their cooking habit into consideration when it comes to choosing appliances. Not to mention we will also take note on the layout of your kitchen to ensure your appliances can be fully utilized. At Siemens, our experienced team could give valuable advices and make certain your appliances are your best choice.

## **Precise delivery**

Our logistic team ensures the appliances arrive safely and timely at your home as we know how much you care about your purchase. We deliver and unload the appliances exactly where you desire them to be located\* even it requires staircase uplifted or remote area delivery such as Discovery Bay. Most importantly, we do it for you, for free.



## **Professional installation**

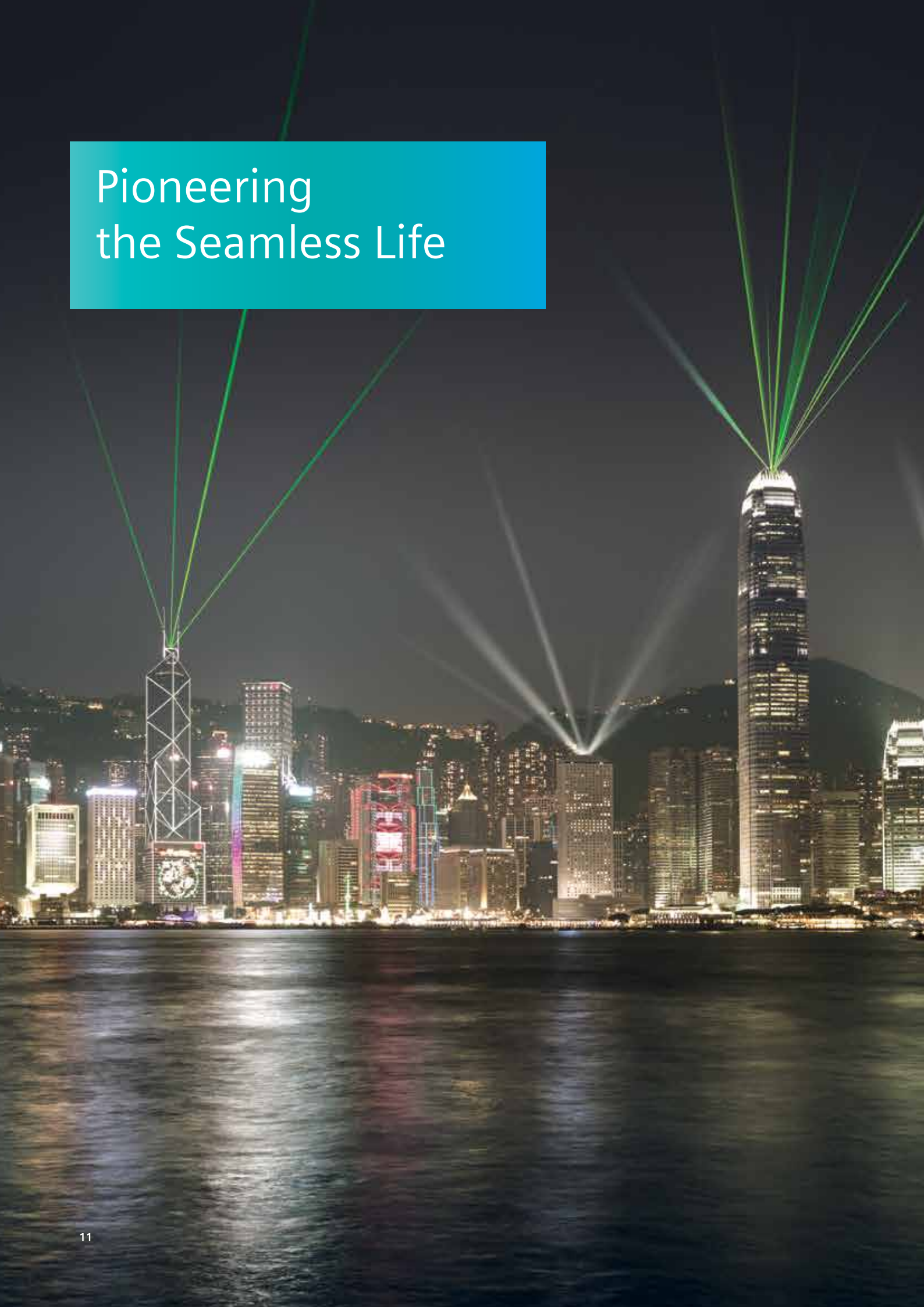
At Siemens, we ensure all installations are carried out at high quality standard. The built-in appliances are well fitted into the kitchen cabinets. What's more, we will test your appliance after installation and also offer you a briefing on basic setting and operation. At Siemens, we are determined to bring you a worry-free and enjoyable purchase experience.

\* Terms and conditions apply. For details, please consult Siemens Product Hotline.

Siemens, being a built-in expert in Hong Kong, meaning we will take care of everything for you, from planning your kitchen layout, choosing the best appliances for you, to delivery and installation. We will look after every step so you can sit back and relax.



# Pioneering the Seamless Life



# Table of contents



iQ700 OVEN SERIES	varioSpeed oven series Microwave oven with grill Oven with fullSteam fullSteam oven	13–40
-------------------	----------------------------------------------------------------------------------------------	-------

OVEN		41–42
------	--	-------



COFFEE CENTER and WARMING DRAWERS		43–52
--------------------------------------	--	-------



HOB		53–78
-----	--	-------



HOOD		79–96
------	--	-------



COOLING		97–124
---------	--	--------

WINE COOLER		125–126
-------------	--	---------



DISHWASHER		127–146
------------	--	---------



LAUNDRY		147–160
---------	--	---------



ACCESSORIES		161–168
-------------	--	---------



SIEMENS HOME APPLIANCES EXPERIENCE CENTRE		169–170
----------------------------------------------	--	---------



iQ700 Built-in cooking products.  
For a life less ordinary.









## iQ700 oven series

Not just a kitchen, but a space for thrills and a stage for the professional cook.



## Developed for a life less ordinary.

With the iQ700 oven series, you can achieve perfect alignment irregardless of a vertical or horizontal installation.

### **The new iQ700 appliances range is a feast for the eyes.**

The iQ700 oven series features impeccably matching perfect built-in design. Thanks to the front which is coordinated with one another down to the very last detail.

Each appliance is unique on itself and combined, they become an extraordinary design experience.

# Feast for the senses



With Siemens' new iQ700 built-in range, anything is possible.



# One touch. That's all it takes to prepare culinary delights

Featuring different display screen sizes and cookControl plus



It's never been this easy to keep an eye on everything. Bigger size, brighter colours, higher contrast and better resolution. The new TFT-Touchdisplay Plus also boasts a new menu structure optimized for convenience and intuitiveness.



**Pre-installed setting recommendations guarantee the best results for numerous dishes: cookControl Plus.**

Simply select the required dish and enter the weight – the cookControl Plus function immediately provides individual recommended settings for perfect cooking. Therefore, you achieve the best results for many dishes contained in cookControl Plus in a reliable manner.








Take your time.  
Your oven won't.





# iQ700 varioSpeed ovens.

There are things in life that are worth spending more time on like a business meeting or getting to read a few more pages of a bedtime story. Or – for something more exotic – learning how to spearfish. Whenever you find yourself in a situation where you want to spend your time differently, but not necessarily cooking, varioSpeed allows you to. No matter whether it's a little snack or a masterful salmon recipe, you can now adjust the cooking time to your own speed of life. Ultimately giving you all the flexibility your less ordinary life requires.





Use a fraction of the time.



**Taste needs exactly the time you have.**

Twice as fast in combination: by additionally activating the integrated microwave to complement conventional heating methods, you can speed up the preparation of your dishes – always with the perfect quality you would expect. Save up to 50% of the time usually needed and use it at your own disposal.



**Finally, pre-heating is no longer necessary and you can save time: the coolStart function.**

Cooking frozen food in the oven is now even faster – thanks to the innovative coolStart function. With the support of this intelligent heating phase, you can now successfully cook frozen food quickly and without pre-heating – which is particularly time saving.

# Effortless cooking.



**Achieve the best roasting results – easier than ever before: roastingSensor Plus.**

Thanks to three measuring points, the innovative roasting thermometer is able to precisely and reliably measure the internal temperature of your dishes. This is suitable for numerous dishes and can even be combined with the integrated microwave and the pulseSteam function.



**The oven itself detects when the baking process is complete: the bakingSensor.**

All that's left for you to do when baking: prepare the pastry and select the required dish. Innovative sensor technology automatically controls the baking process. The bakingSensor measures the moisture levels in the oven interior and is therefore able to tell when the dish is ready.



**Every model put in a good light.**

Depending on the model, you have different kinds of illumination. Whether it's the standard Halogen, the LED or the most advanced Multilevel LED-Illumination, they all provide a brilliant view to draw full attention to your dishes.



**The oven door opens and closes gently and quietly thanks to intelligent damping: softMove.**

Relaxed operation of the oven without pressing and pulling. The intelligent damping mechanism ensures that the oven door opens and closes gently.



# Effortless cleaning.

Time is always precious. Therefore it must be spent wisely. Choosing ovens with Siemens' self-cleaning program frees your time to indulge in your favorite activities such as watching TV, reading a bed-time story to your beloved kids or spending quality time with your family.

You can enjoy preparing food without bothering about the usual consequences. No matter how flamboyant it gets in the oven interior, you no longer need any chemical treatment to get it clean again – you only need the push of a button. If you want, the oven can clean itself thoroughly with activeClean. It does so, by heating up to very high temperatures – turning all residues into ashes, which can easily be wiped away. This process is called pyrolysis and it is the most comfortable and efficient way to clean the whole interior of your oven, since even the telescopic rails are specially designed to be activeClean-proof.



## ecoClean® Plus has just become easier than before.

The new ecoClean® Plus technology provides excellent cleaning performance. It is innovative and far more efficient than the standard catalytic liners. It renders the oven with smooth seamless surfaces which facilitates easy cleaning.



# Have fun cooking in your kitchen

With the many clever, innovative functions, Siemens built-in appliances make cooking much simpler and more convenient and relaxing. Siemens ovens offer a wide choice of heating methods providing ideal cooking options for all types of food.



**Conventional (top and bottom heating)**  
Ideal for single shelf cooking and gives you a more crispy and drier result. Good for meat and fruit pies. Rich fruit cakes will not be peaked in the centre when using this cooking method. The oven needs to be pre-heated on this setting.



**Bottom heating**  
Ideal for casseroles, curries and any slow cooking. Good for bain-marie cooking of crème caramels.



**coolStart**  
Ideal for successfully cooking frozen food without pre-heating.



**Drying**  
Ideal for drying fruit and vegetables as healthy snacks or drying your herbs for longer preservation.



**Hot air eco**  
The most popular cooking program from our ovens now becomes eco. With this program, special temperature control optimized for cooking on one level, hence saving energy is now possible.



**Hot air grilling**  
This cooking system is ideally suited for poultry and duck up to 2.5kg / 5lb and for smaller cuts of meat. Also ideal for crisping the crackling on pork (use this for the last 30 minutes of the cooking time for the perfect crispy finish).



**Grill, large area**  
The three stage variable grill gives you precision grill temperature control for a full width grill.



**Grill, small area**  
Using only the centre of the grill is perfect for cooking smaller quantities.



4D hotAir

### Best baking results regardless of which shelf you choose: 4D hotAir.

Choose which shelf you want to cook your food on with the greatest possible flexibility. The innovative technology of the fan motor enables optimum heat distribution in the interior of the oven. Your dish therefore always turns out perfectly just as you want it, regardless of which shelf you place it on.



Intensive heat

### Intensive heat

This type of heat uses the heating elements from the top of the oven with the addition of a more powerful bottom heating element. Ideal for cheesecakes, crispy cake bases and baking tins that have poor heat conduction.



Pizza setting

### Pizza setting (Intensive hot air)

A crisp underside to pizza bases, quiches and pastry cases can be achieved by activating the intensive hot air setting. Pre-heating is not necessary when using this setting for cooking from frozen.



Slow cook

### Slow cook

For good quality meat and poultry trimmed of all fat. Meat is pan fried to seal in the juices and then transferred to an oven proof dish with a lid. This is then placed in the oven at a pre-defined, fixed low temperature without any additional liquid added. The oven will slowly cook the meat keeping it moist, juicy and tender, without overcooking.



Defrost

### Defrost

Gently defrost a delicate gateaux or large joint of meat or turkey. This setting circulates room temperature air around the food, whilst keeping the food away from pests.



Keep warm

### Keep warm

Food can be kept warm in the oven on this setting until it's ready to be served.



Pre-heat

### Pre-heat (Plate warm)

As food stays warm for longer on pre-heated plates, you can warm up your plates and serving dishes with this function.

### Sabbath setting\*

The oven is automatically set to conventional heat at a temperature of 85°C. You can adjust the Sabbath setting duration for between 24 to 73 hours. Designed to keep pre-heated food warm for the period.



HN678G4S1B  
varioSpeed oven  
with pulseSteam

### Five cooking functions in one



**Freedom.**

More possibilities in the kitchen, all in one appliance.

**Flexibility.**

International range of culinary delights, all in one appliance.



Scan code to find out more

<b>Model</b>	<b>HN678G4S1B</b>	
<b>Design</b>	<ul style="list-style-type: none"> <li>• 5.7" TFT colour and graphic display</li> <li>• Touch control with rotary knob</li> <li>• softMove door</li> <li>• Quadruple glass cool touch door (30°C door temperature)<sup>^</sup></li> </ul>	<ul style="list-style-type: none"> <li>• Integral cooling fan</li> <li>• 5 shelf levels with 1 level telescopic rail</li> <li>• Enamel oven interior</li> <li>• LED elongated light</li> <li>• Integrated grill element</li> </ul>
<b>Features</b>	<ul style="list-style-type: none"> <li>• activeClean® function and program</li> <li>• activeClean® solid rails and trays</li> <li>• bakingSensor</li> <li>• roastingSensor Plus</li> <li>• Drying function</li> <li>• Rapid heat function</li> <li>• Residual heat indicator</li> </ul>	<ul style="list-style-type: none"> <li>• Sabbath setting</li> <li>• Automatic temperature proposal with actual temperature display</li> <li>• Descaling function</li> <li>• Door contact switch</li> <li>• cookControl Plus</li> </ul>
<b>Programmes / Additional Features</b>	<ul style="list-style-type: none"> <li>• 15 hot air and grill cooking methods               <ul style="list-style-type: none"> <li>- 4D hot air</li> <li>- Hot air eco</li> <li>- Conventional heat</li> <li>- Conventional heat eco</li> <li>- Pizza setting (intensive hot air)</li> <li>- Intensive heat</li> <li>- Bottom heat</li> <li>- Drying</li> <li>- coolStart</li> <li>- Hot air grilling</li> </ul> </li> </ul>	<ul style="list-style-type: none"> <li>- Full width grill</li> <li>- Half width grill</li> <li>- Keep warm</li> <li>- Plate warming</li> <li>- Slow cook</li> <li>• Combination microwave and oven function</li> <li>• pulseSteam function               <ul style="list-style-type: none"> <li>- Reheat</li> <li>- Dough proving</li> </ul> </li> <li>• Digital electronic clock with on/off and alarm function</li> </ul>
<b>Technical Information</b>	<ul style="list-style-type: none"> <li>• Capacity: 67L</li> <li>• Water tank capacity: 1L</li> <li>• Grill output: 2.8kW (max.)</li> <li>• Microwave output: 800W (max.)</li> </ul>	<ul style="list-style-type: none"> <li>• Heating temperature: 30°C to 300°C</li> <li>• Total connected load: 3.6kW (20A single phase connection)</li> </ul>
<b>Appliance Dimensions (H x W x D)</b>	595 x 594 x 548mm	
<b>Cavity Dimensions (H x W x D)</b>	357 x 480 x 392mm	
<b>Supplied Accessories</b>	<ul style="list-style-type: none"> <li>• 2 combination grids</li> <li>• 1 universal pan</li> </ul>	
<b>Country of Origin</b>	Germany	
<b>Expert Services</b>	<ul style="list-style-type: none"> <li>• Product consultation with unlimited product hotline inquiry</li> <li>• Kitchen planning consultation with pre-installation site measurement</li> <li>• Professional installation</li> </ul>	
<b>Recommended Retail Price</b>	<b>HK\$45,800</b>	

<sup>^</sup> Measured at the middle of the window at 180°C oven temperature, after 1 hour on top and bottom heat. For installation diagrams, please refer to p.31 and p.35

# iQ700 oven series

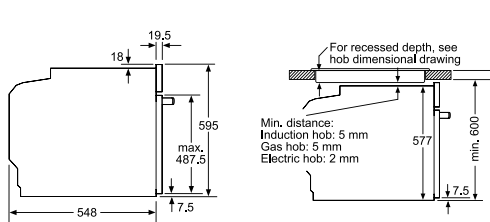
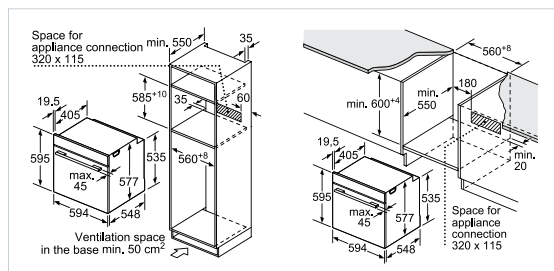


Scan code to find out more

## Full size built-in oven with microwave HM678G4S1

<b>Design</b>	<ul style="list-style-type: none"> <li>• 5.7" TFT color and graphics display</li> <li>• Touch control with rotary knob</li> <li>• softMove door</li> <li>• Quadruple glass cool touch door (30°C door temperature)<sup>^</sup></li> </ul>	<ul style="list-style-type: none"> <li>• Integral cooling fan</li> <li>• 5 shelf levels with 1 level telescopic rail</li> <li>• Enamel oven interior</li> <li>• LED elongated light</li> <li>• Integrated grill element</li> </ul>
<b>Features</b>	<ul style="list-style-type: none"> <li>• activeClean® function and program</li> <li>• activeClean® solid rails and trays</li> <li>• bakingSensor</li> <li>• roastingSensor Plus</li> <li>• Rapid heat function</li> <li>• Residual heat indicator</li> </ul>	<ul style="list-style-type: none"> <li>• Sabbath setting</li> <li>• Automatic temperature proposal with actual temperature display</li> <li>• Door contact switch</li> <li>• cookControl Plus</li> </ul>
<b>Programmes / Additional Features</b>	<ul style="list-style-type: none"> <li>• 15 hot air and grill cooking methods                             <ul style="list-style-type: none"> <li>- 4D hot air</li> <li>- Hot air eco</li> <li>- Conventional heat</li> <li>- Conventional heat eco</li> <li>- Pizza setting (intensive hot air)</li> <li>- Intensive heat</li> <li>- Bottom heat</li> <li>- Drying</li> <li>- coolStart</li> </ul> </li> </ul>	<ul style="list-style-type: none"> <li>- Hot air grilling</li> <li>- Full width grill</li> <li>- Half width grill</li> <li>- Keep warm</li> <li>- Plate warming</li> <li>- Slow cook</li> <li>• Combination microwave and oven function</li> <li>• Digital electronic clock with on/off and alarm function</li> <li>• Childproof lock</li> </ul>
<b>Technical Information</b>	<ul style="list-style-type: none"> <li>• Capacity: 67L</li> <li>• Grill output: 2.8kW (max.)</li> <li>• Microwave output: 800W (max.)</li> <li>• Heating temperature: 30°C to 300°C</li> <li>• Total connected load: 3.6kW (20A single phase connection)</li> </ul>	
<b>Appliance Dimensions (H x W x D)</b>	595 x 594 x 548mm	
<b>Cavity Dimensions (H x W x D)</b>	357 x 480 x 392mm	
<b>Supplied Accessories</b>	<ul style="list-style-type: none"> <li>• 1 combination grid</li> <li>• 1 universal pan</li> <li>• 1 enamel baking tray</li> </ul>	
<b>Country of Origin</b>	Germany	
<b>Expert Services</b>	<ul style="list-style-type: none"> <li>• Product consultation with unlimited product hotline inquiry</li> <li>• Kitchen planning consultation with pre-installation site measurement</li> <li>• Professional installation</li> </ul>	
<b>Recommended Retail Price</b>	<b>HK\$43,800</b>	

<sup>^</sup> Measured at the middle of the window at 180°C oven temperature, after 1 hour on top and bottom heat.



If the appliance will be installed underneath a hob, the following worktop thicknesses (including substructure if necessary) must be taken into account.

Hob type	min. worktop thickness	
	fitted	flush
Induction hob	37 mm	38 mm
Full surface Induction hob	47 mm	48 mm
Gas hob	30 mm	38 mm
Electric hob	27 mm	30 mm

Installation diagrams also apply to HN678G4S1B.



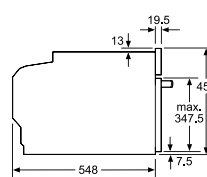
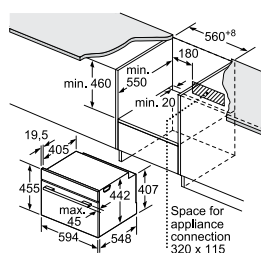
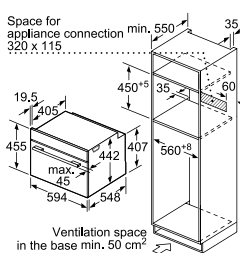


Scan code to find out more

## Built-in oven with microwave CM656GBS1B

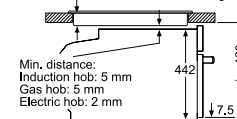
<b>Design</b>	<ul style="list-style-type: none"> <li>• 3.7" TFT color and graphics display</li> <li>• Touch control with rotary knob</li> <li>• softMove door</li> <li>• Triple glass cool touch door (40°C door temperature)<sup>^</sup></li> </ul>	<ul style="list-style-type: none"> <li>• Integral cooling fan</li> <li>• 3 shelf levels</li> <li>• Enamel oven interior</li> <li>• LED light at cavity ceiling</li> <li>• Integrated grill element</li> </ul>
<b>Features</b>	<ul style="list-style-type: none"> <li>• ecoClean® Plus at ceiling, back and side walls</li> <li>• Self-cleaning function</li> <li>• Rapid heat function</li> <li>• Residual heat indicator</li> </ul>	<ul style="list-style-type: none"> <li>• Automatic temperature proposal with actual temperature display</li> <li>• Door contact switch</li> <li>• cookControl Plus</li> </ul>
<b>Programmes / Additional Features</b>	<ul style="list-style-type: none"> <li>• 13 hot air and grill cooking methods                             <ul style="list-style-type: none"> <li>- 4D hot air</li> <li>- Hot air eco</li> <li>- Conventional heat</li> <li>- Conventional heat eco</li> <li>- Pizza setting (intensive hot air)</li> <li>- Bottom heat</li> <li>- coolStart</li> <li>- Hot air grilling</li> </ul> </li> </ul>	<ul style="list-style-type: none"> <li>- Full width grill</li> <li>- Half width grill</li> <li>- Keep warm</li> <li>- Plate warming</li> <li>- Slow cook</li> <li>• Combination microwave and oven function</li> <li>• Digital electronic clock with on/off and alarm function</li> <li>• Childproof lock</li> </ul>
<b>Technical Information</b>	<ul style="list-style-type: none"> <li>• Capacity: 45L</li> <li>• Grill output: 2.8kW (max.)</li> <li>• Microwave output: 900W (max.)</li> <li>• Heating temperature: 30°C to 300°C</li> <li>• Total connected load: 3.6kW (20A single phase connection)</li> </ul>	
<b>Appliance Dimensions (H x W x D)</b>	455 x 594 x 548mm	
<b>Cavity Dimensions (H x W x D)</b>	237 x 480 x 392mm	
<b>Supplied Accessories</b>	<ul style="list-style-type: none"> <li>• 1 combination grid</li> <li>• 1 universal pan</li> </ul>	
<b>Country of Origin</b>	Germany	
<b>Expert Services</b>	<ul style="list-style-type: none"> <li>• Product consultation with unlimited product hotline inquiry</li> <li>• Kitchen planning consultation with pre-installation site measurement</li> <li>• Professional installation</li> </ul>	
<b>Recommended Retail Price</b>	HK\$35,300	

<sup>^</sup> Measured at the middle of the window at 180°C oven temperature, after 1 hour on top and bottom heat.



Installation with a hob.

For recessed depth, see hob dimensional drawing



Min. distance:  
Induction hob: 5 mm  
Gas hob: 5 mm  
Electric hob: 2 mm

If the compact appliance will be installed underneath a hob, the following worktop thicknesses (including substructure if necessary) must be taken into account.

Hob type	min. worktop thickness	
	fitted	flush
Induction hob	42 mm	43 mm
Full surface Induction hob	52 mm	53 mm
Gas hob	32 mm	43 mm
Electric hob	32 mm	35 mm

# iQ700 oven series



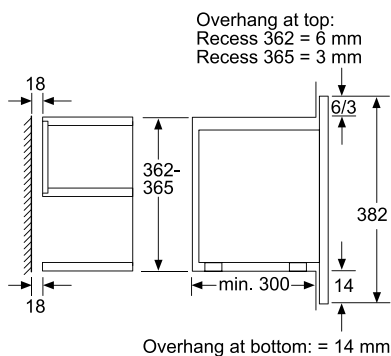
Scan code to find out more

## Built-in microwave oven with grill

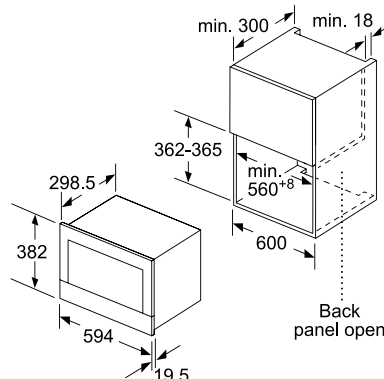
**BE634LGS1B**

<b>Design</b>	<ul style="list-style-type: none"> <li>• High definition color TFT clearText display</li> <li>• Touch control with rotary knob</li> <li>• Flat bottom</li> <li>• Stainless steel interior</li> <li>• LED light at cavity ceiling</li> <li>• Left-hinged</li> <li>• Can be installed in wall unit</li> </ul>
<b>Features</b>	<ul style="list-style-type: none"> <li>• Electronic clock with time display</li> <li>• Electronic door opening button</li> </ul>
<b>Programmes / Additional Features</b>	<ul style="list-style-type: none"> <li>• 2 cooking methods                             <ul style="list-style-type: none"> <li>- Microwave</li> <li>- Grill</li> </ul> </li> <li>• Microwave and grill combination</li> <li>• 10 automatic cooking programmes</li> <li>• Time setting, up to 90 minutes</li> </ul>
<b>Technical Information</b>	<ul style="list-style-type: none"> <li>• Capacity: 21L</li> <li>• Grill output: 1.3kW (max.)</li> <li>• Microwave output: 5 levels : 90W, 180W, 360W, 600W, 900W</li> <li>• Total connected load:1.99kW (13A)</li> </ul>
<b>Appliance Dimensions (H x W x D)</b>	382 x 594 x 318mm
<b>Cavity Dimensions (H x W x D)</b>	220 x 350 x 270mm
<b>Supplied Accessories</b>	<ul style="list-style-type: none"> <li>• 1 glass pan</li> <li>• 1 grid</li> </ul>
<b>Country of Origin</b>	United Kingdom
<b>Expert Services</b>	<ul style="list-style-type: none"> <li>• Product consultation with unlimited product hotline inquiry</li> <li>• Kitchen planning consultation with pre-installation site measurement</li> <li>• Professional installation</li> </ul>
<b>Recommended Retail Price</b>	<b>HK\$12,300</b>

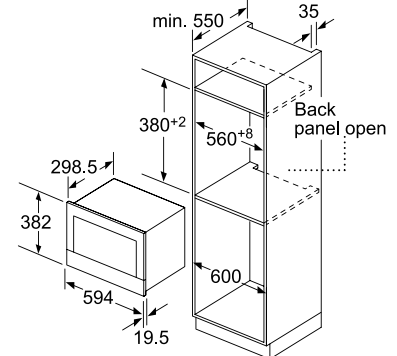
Microwave  
Front panel overhang



Microwave  
in a wall-hanging cupboard



Microwave  
in a tall cupboard



# The iQ700 Steam Ovens.



The iQ700 steam ovens can steam or combine steaming with hot air to offer even more possibilities to prepare tasty dishes without added grease or oil.

Use fullSteam, to cook vegetables without losing taste, colour or vitamins.


Or prepare perfectly crispy and juicy dishes with the pulseSteam function.



## Stable temperature, more comfort

Using a traditional wok for steaming requires your constant attention to continually lift the lid to monitor progress. Steam escapes and the drop in temperature prolongs cooking time and uses more energy. Siemens steam oven keeps watch for you, ensuring a constant temperature over a specified time period sounding a warning when ready, so that you can relax and enjoy time with your family.

# iQ700 oven series

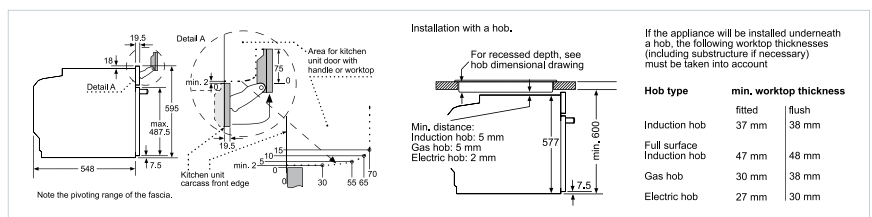
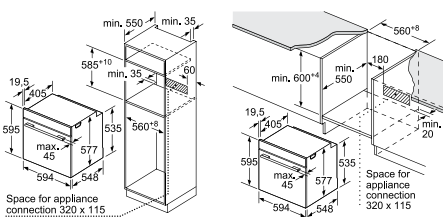


Scan code to find out more

## Full size built-in combination steam oven HS636GDS1

<b>Design</b>	<ul style="list-style-type: none"> <li>3.7" TFT color and graphics display</li> <li>Touch control with rotary knob</li> <li>softMove door</li> <li>Triple glass cool touch door (40°C door temperature)<sup>^</sup></li> </ul>	<ul style="list-style-type: none"> <li>Integral cooling fan</li> <li>5 shelf levels</li> <li>Enamel oven interior</li> <li>LED light at cavity ceiling</li> <li>Integrated grill element</li> </ul>
<b>Features</b>	<ul style="list-style-type: none"> <li>ecoClean® Plus at back wall</li> <li>roastingSensor Plus</li> <li>Drying function</li> <li>Rapid heat function</li> <li>Residual heat indicator</li> <li>Sabbath setting</li> </ul>	<ul style="list-style-type: none"> <li>Automatic temperature proposal with actual temperature display</li> <li>Descaling function</li> <li>Door contact switch</li> <li>cookControl Plus</li> </ul>
<b>Programmes / Additional Features</b>	<ul style="list-style-type: none"> <li>13 hot air and grill cooking methods                             <ul style="list-style-type: none"> <li>- 4D hot air</li> <li>- Hot air eco</li> <li>- Conventional heat</li> <li>- Conventional heat eco</li> <li>- Pizza setting (intensive hot air)</li> <li>- Bottom heat</li> <li>- coolStart</li> <li>- Hot air grilling</li> <li>- Full width grill</li> <li>- Half width grill</li> </ul> </li> </ul>	<ul style="list-style-type: none"> <li>- Keep warm</li> <li>- Plate warming</li> <li>- Slow cook</li> <li>4 steam cooking methods                             <ul style="list-style-type: none"> <li>- Steam</li> <li>- Defrost</li> <li>- Reheat</li> <li>- Dough proving</li> </ul> </li> <li>Digital electronic clock with on/off and alarm function</li> <li>Childproof lock</li> </ul>
<b>Technical Information</b>	<ul style="list-style-type: none"> <li>Capacity: 71L</li> <li>Grill output: 2.8kW (max.)</li> <li>Water tank capacity: 1L</li> <li>Heating temperature: 30°C to 250°C</li> </ul>	<ul style="list-style-type: none"> <li>Total connected load: 3.6kW (20A single phase connection)</li> <li>Energy class: A+</li> </ul>
<b>Appliance Dimensions (H x W x D)</b>	595 x 594 x 548mm	
<b>Cavity Dimensions (H x W x D)</b>	355 x 480 x 415mm	
<b>Supplied Accessories</b>	<ul style="list-style-type: none"> <li>2 small cooking containers (1 perforated and 1 solid)</li> <li>1 large cooking container (perforated)</li> </ul>	<ul style="list-style-type: none"> <li>1 grid</li> <li>1 enamel baking tray</li> <li>1 universal pan</li> </ul>
<b>Country of Origin</b>	Germany	
<b>Expert Services</b>	<ul style="list-style-type: none"> <li>Product consultation with unlimited product hotline inquiry</li> <li>Kitchen planning consultation with pre-installation site measurement</li> <li>Professional installation</li> </ul>	
<b>Recommended Retail Price</b>	<b>HK\$36,800</b>	

<sup>^</sup> Measured at the middle of the window at 180°C oven temperature, after 1 hour on top and bottom heat.



Installation diagrams also apply to HN678G451B.



# iQ700 oven series

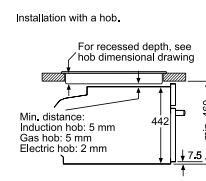
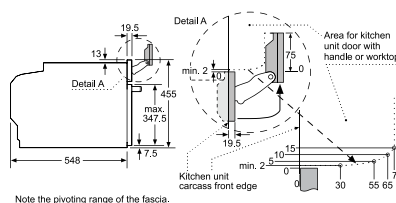
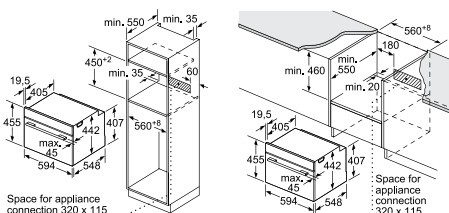


Scan code to find out more

## Built-in combination steam oven CS656GBS1B

<b>Design</b>	<ul style="list-style-type: none"> <li>• 3.7" TFT color and graphics display</li> <li>• Touch control with rotary knob</li> <li>• softMove door</li> <li>• Triple glass cool touch door (40°C door temperature)<sup>^</sup></li> </ul>	<ul style="list-style-type: none"> <li>• Integral cooling fan</li> <li>• 3 shelf levels</li> <li>• Enamel oven interior</li> <li>• LED light at cavity ceiling</li> <li>• Integrated grill element</li> </ul>
<b>Features</b>	<ul style="list-style-type: none"> <li>• ecoClean<sup>®</sup> Plus at ceiling, back and side walls</li> <li>• Self-cleaning function</li> <li>• Drying function</li> <li>• Rapid heat function</li> <li>• Residual heat indicator</li> <li>• Sabbath setting</li> </ul>	<ul style="list-style-type: none"> <li>• Automatic temperature proposal with actual temperature display</li> <li>• Door contact switch</li> <li>• Descaling function</li> <li>• cookControl Plus</li> </ul>
<b>Programmes / Additional Features</b>	<ul style="list-style-type: none"> <li>• 13 hot air and grill cooking methods                             <ul style="list-style-type: none"> <li>- 4D hot air</li> <li>- Hot air eco</li> <li>- Conventional heat</li> <li>- Conventional heat eco</li> <li>- Pizza setting (intensive hot air)</li> <li>- Bottom heat</li> <li>- coolStart</li> <li>- Hot air grilling</li> <li>- Full width grill</li> <li>- Half width grill</li> </ul> </li> </ul>	<ul style="list-style-type: none"> <li>- Keep warm</li> <li>- Plate warming</li> <li>- Slow cook</li> <li>• 4 steam cooking methods                             <ul style="list-style-type: none"> <li>- Steam</li> <li>- Defrost</li> <li>- Reheat</li> <li>- Dough proving</li> </ul> </li> <li>• Digital electronic clock with on/off and alarm function</li> <li>• Childproof lock</li> </ul>
<b>Technical Information</b>	<ul style="list-style-type: none"> <li>• Capacity: 47L</li> <li>• Water tank capacity: 1L</li> <li>• Grill output: 2.8kW (max.)</li> <li>• Heating temperature: 30°C to 250°C</li> </ul>	<ul style="list-style-type: none"> <li>• Total connected load: 3.3kW (20A single phase connection)</li> <li>• Energy class: A+</li> </ul>
<b>Appliance Dimensions (H x W x D)</b>	455 x 594 x 548mm	
<b>Cavity Dimensions (H x W x D)</b>	235 x 480 x 415mm	
<b>Supplied Accessories</b>	<ul style="list-style-type: none"> <li>• 2 small cooking containers (1 perforated and 1 solid)</li> <li>• 1 large cooking container (perforated)</li> </ul>	<ul style="list-style-type: none"> <li>• 1 universal pan</li> <li>• 1 grid</li> </ul>
<b>Country of Origin</b>	Germany	
<b>Expert Services</b>	<ul style="list-style-type: none"> <li>• Product consultation with unlimited product hotline inquiry</li> <li>• Kitchen planning consultation with pre-installation site measurement</li> <li>• Professional installation</li> </ul>	
<b>Recommended Retail Price</b>	<b>HK\$35,300</b>	

<sup>^</sup> Measured at the middle of the window at 180°C oven temperature, after 1 hour on top and bottom heat.



If the compact appliance will be installed underneath a hob, the following worktop thicknesses (including substructure if necessary) must be taken into account.

Hob type	min. worktop thickness	flush
Induction hob	42 mm	43 mm
Full surface Induction hob	52 mm	53 mm
Gas hob	32 mm	43 mm
Electric hob	32 mm	35 mm

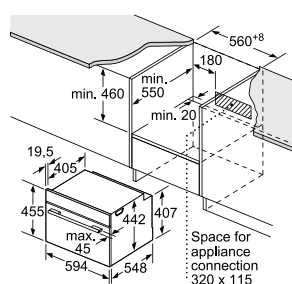
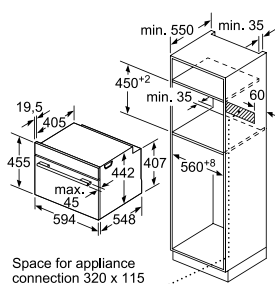


Scan code to find out more

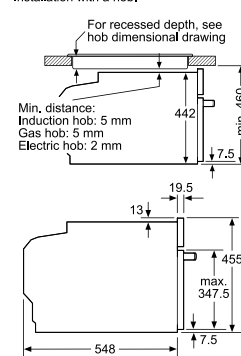
## Built-in steam oven CD634GBS1

<b>Design</b>	<ul style="list-style-type: none"> <li>• High definition color TFT clearText display</li> <li>• Touch control with rotary knob</li> <li>• softMove door</li> <li>• Triple glass cool touch door (40°C door temperature)</li> <li>• Integral cooling fan</li> <li>• 4 shelf levels</li> <li>• Stainless steel oven interior</li> <li>• Interior lighting</li> </ul>
<b>Features</b>	<ul style="list-style-type: none"> <li>• Automatic temperature proposal with actual temperature display</li> <li>• Descaling function</li> <li>• Door contact switch</li> </ul>
<b>Programmes / Additional Features</b>	<ul style="list-style-type: none"> <li>• 4 steam cooking methods                             <ul style="list-style-type: none"> <li>- Steam</li> <li>- Defrost</li> <li>- Reheat</li> <li>- Dough proving</li> </ul> </li> <li>• Digital electronic clock with on/off and alarm function</li> <li>• Childproof lock</li> <li>• cookControl (20 automatic programmes)</li> </ul>
<b>Technical Information</b>	<ul style="list-style-type: none"> <li>• Capacity: 38L</li> <li>• Water tank capacity: 1.3L</li> <li>• Heating temperature: 30°C to 100°C</li> <li>• Total connected load: 1.75kW (13A)</li> </ul>
<b>Appliance Dimensions (H x W x D)</b>	455 x 594 x 548mm
<b>Cavity Dimensions (H x W x D)</b>	265 x 325 x 439mm
<b>Supplied Accessories</b>	<ul style="list-style-type: none"> <li>• 2 large cooking containers (1 perforated and 1 solid)</li> <li>• 1 sponge</li> </ul>
<b>Country of Origin</b>	France
<b>Expert Services</b>	<ul style="list-style-type: none"> <li>• Product consultation with unlimited product hotline inquiry</li> <li>• Kitchen planning consultation with pre-installation site measurement</li> <li>• Professional installation</li> </ul>
<b>Recommended Retail Price</b>	<b>HK\$26,800</b>

^ Measured at the middle of the window at 180°C oven temperature, after 1 hour on top and bottom heat.



Installation with a hob.



If the compact appliance will be installed underneath a hob, the following worktop thicknesses (including substructure if necessary) must be taken into account.

Hob type	min. worktop thickness	
	fitted	flush
Induction hob	42 mm	43 mm
Full surface Induction hob	52 mm	53 mm
Gas hob	32 mm	43 mm
Electric hob	32 mm	35 mm

# Oven

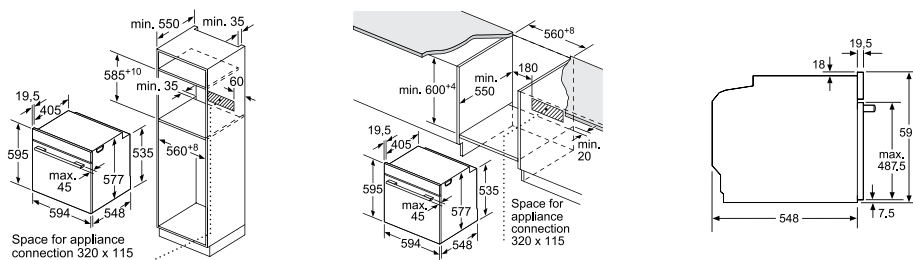


Scan code to find out more

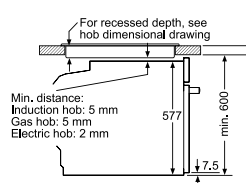
## Full size built-in oven HB634GCS1S

<b>Design</b>	<ul style="list-style-type: none"> <li>High definition color TFT clearText display</li> <li>Touch control with rotary knob</li> <li>softMove door</li> <li>Triple glass cool touch door (40°C door temperature)<sup>^</sup></li> </ul>	<ul style="list-style-type: none"> <li>Integral cooling fan</li> <li>5 shelf levels</li> <li>Enamel oven interior</li> <li>Interior lighting</li> <li>Integrated grill element</li> </ul>
<b>Features</b>	<ul style="list-style-type: none"> <li>ecoClean® Plus at back wall</li> <li>roastingSensor</li> <li>Rapid heat function</li> <li>Residual heat indicator</li> </ul>	<ul style="list-style-type: none"> <li>Sabbath setting</li> <li>Automatic temperature proposal with actual temperature display</li> <li>Door contact switch</li> </ul>
<b>Programmes / Additional Features</b>	<ul style="list-style-type: none"> <li>13 hot air and grill cooking methods                             <ul style="list-style-type: none"> <li>4D hot air</li> <li>Hot air eco</li> <li>Conventional heat</li> <li>Conventional heat eco</li> <li>Pizza setting (intensive hot air)</li> <li>Bottom heat</li> <li>coolStart</li> <li>Hot air grilling</li> </ul> </li> </ul>	<ul style="list-style-type: none"> <li>- Full width grill</li> <li>- Half width grill</li> <li>- Keep warm</li> <li>- Plate warming</li> <li>- Slow cook</li> <li>• Digital electronic clock with on/off and alarm function</li> <li>• Childproof lock</li> </ul>
<b>Technical Information</b>	<ul style="list-style-type: none"> <li>Capacity: 71L</li> <li>Grill output: 2.8kW (max.)</li> <li>Heating temperature: 30°C to 300°C</li> </ul>	<ul style="list-style-type: none"> <li>Total connected load: 3.6kW (20A single phase connection)</li> <li>Energy class: A+</li> </ul>
<b>Appliance Dimensions (H x W x D)</b>	595 x 594 x 548mm	
<b>Cavity Dimensions (H x W x D)</b>	357 x 480 x 415mm	
<b>Supplied Accessories</b>	<ul style="list-style-type: none"> <li>1 combination grid</li> <li>1 universal pan</li> </ul>	<ul style="list-style-type: none"> <li>1 enamel baking tray</li> <li>1 pizza pan</li> </ul>
<b>Country of Origin</b>	Germany	
<b>Expert Services</b>	<ul style="list-style-type: none"> <li>Product consultation with unlimited product hotline inquiry</li> <li>Kitchen planning consultation with pre-installation site measurement</li> <li>Professional installation</li> </ul>	
<b>Recommended Retail Price</b>	<b>HK\$29,800</b>	

<sup>^</sup> Measured at the middle of the window at 180°C oven temperature, after 1 hour on top and bottom heat.



Installation with a hob.



If the appliance will be installed underneath a hob, the following worktop thicknesses (including substructure if necessary) must be taken into account.

Hob type	min. worktop thickness	
	fitted	flush
Induction hob	37 mm	38 mm
Full surface Induction hob	47 mm	48 mm
Gas hob	30 mm	38 mm
Electric hob	27 mm	30 mm



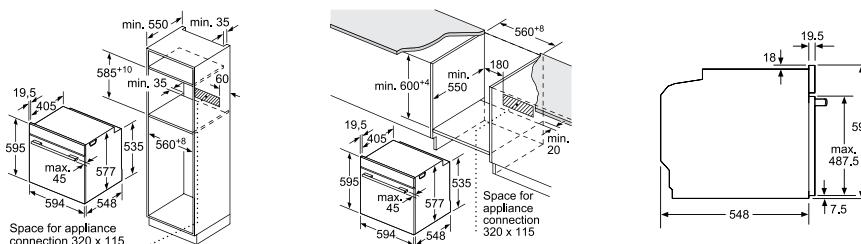


Scan code to find out more

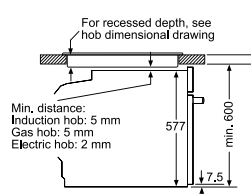
## Full size built-in oven HB632GBS1B

<b>Design</b>	<ul style="list-style-type: none"> <li>High definition color TFT clearText display</li> <li>Touch control with rotary knob</li> <li>softMove door</li> <li>Triple glass cool touch door (40°C door temperature)<sup>^</sup></li> </ul>	<ul style="list-style-type: none"> <li>Integral cooling fan</li> <li>5 shelf levels</li> <li>Enamel oven interior</li> <li>Interior lighting</li> <li>Integrated grill element</li> </ul>
<b>Features</b>	<ul style="list-style-type: none"> <li>ecoClean® Plus at back wall</li> <li>Rapid heat function</li> <li>Residual heat indicator</li> <li>Sabbath setting</li> </ul>	<ul style="list-style-type: none"> <li>Automatic temperature proposal with actual temperature display</li> <li>Door contact switch</li> </ul>
<b>Programmes / Additional Features</b>	<ul style="list-style-type: none"> <li>8 hot air and grill cooking methods                             <ul style="list-style-type: none"> <li>- 4D hot air</li> <li>- Hot air eco</li> <li>- Conventional heat</li> <li>- Conventional heat eco</li> <li>- Pizza setting (intensive hot air)</li> <li>- coolStart</li> <li>- Hot air grilling</li> <li>- Full width grill</li> </ul> </li> </ul>	<ul style="list-style-type: none"> <li>Digital electronic clock with on/off and alarm function</li> <li>Childproof lock</li> </ul>
<b>Technical Information</b>	<ul style="list-style-type: none"> <li>Capacity: 71L</li> <li>Grill output: 2.8kW (max.)</li> <li>Heating temperature: 30°C to 300°C</li> </ul>	<ul style="list-style-type: none"> <li>Total connected load: 3.6kW (20A single phase connection)</li> <li>Energy class: A+</li> </ul>
<b>Appliance Dimensions (H x W x D)</b>	595 x 594 x 548mm	
<b>Cavity Dimensions (H x W x D)</b>	357 x 480 x 415mm	
<b>Supplied Accessories</b>	<ul style="list-style-type: none"> <li>2 combination grids</li> <li>1 universal pan</li> </ul>	
<b>Country of Origin</b>	Germany	
<b>Expert Services</b>	<ul style="list-style-type: none"> <li>Product consultation with unlimited product hotline inquiry</li> <li>Kitchen planning consultation with pre-installation site measurement</li> <li>Professional installation</li> </ul>	
<b>Recommended Retail Price</b>	HK\$22,800	

<sup>^</sup> Measured at the middle of the window at 180°C oven temperature, after 1 hour on top and bottom heat.



Installation with a hob.



If the appliance will be installed underneath a hob, the following worktop thicknesses (including substructure if necessary) must be taken into account.

Hob type	min. worktop thickness	
Induction hob	flush	37 mm
	flush	38 mm
Full surface Induction hob	flush	47 mm
	flush	48 mm
Gas hob	flush	30 mm
Electric hob	flush	38 mm
Electric hob	flush	27 mm
Electric hob	flush	30 mm

# Oven



NEW

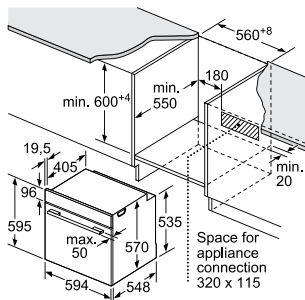
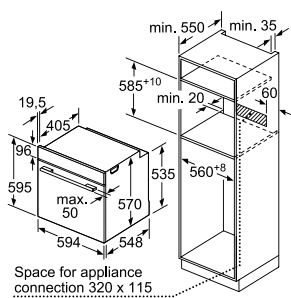


Scan code to find out more

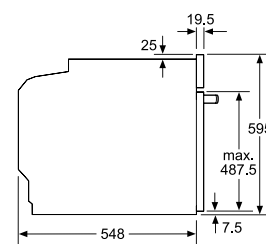
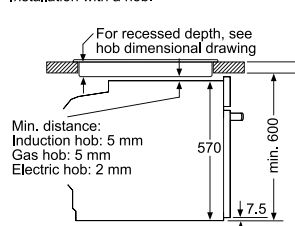
## Full size built-in oven HB533ABR0H

<b>Design</b>	<ul style="list-style-type: none"> <li>• Double glass cool touch door (50°C door temperature)</li> <li>• Integral cooling fan</li> <li>• 5 shelf levels</li> <li>• Enamel oven interior</li> <li>• Rotary knob control</li> <li>• Interior lighting</li> <li>• Integrated grill element</li> </ul>
<b>Key Features</b>	<ul style="list-style-type: none"> <li>• ecoClean® Plus at back wall</li> <li>• Rapid heat function</li> </ul>
<b>Programmes/ Additional Features</b>	<ul style="list-style-type: none"> <li>• 4 hot air and grill cooking methods                             <ul style="list-style-type: none"> <li>- Conventional heat</li> <li>- Full width grill</li> <li>- Hot air</li> <li>- Hot air gentle</li> </ul> </li> <li>• Digital electronic clock with on/off and alarm function</li> <li>• Childproof lock</li> </ul>
<b>Technical Information</b>	<ul style="list-style-type: none"> <li>• Capacity: 71L</li> <li>• Heating temperature: 50°C to 275°C</li> <li>• Total connected load: 3.6kW (20A single phase connection)</li> <li>• Energy class: A</li> </ul>
<b>Appliance Dimensions (H x W x D)</b>	595 x 594 x 548mm
<b>Cavity Dimensions (H x W x D)</b>	357 x 480 x 415mm
<b>Supplied Accessories</b>	<ul style="list-style-type: none"> <li>• 1 universal pan</li> <li>• 1 enamel baking tray</li> <li>• 1 combination grid</li> </ul>
<b>Country of Origin</b>	Poland
<b>Expert Services</b>	<ul style="list-style-type: none"> <li>• Product consultation with unlimited product hotline inquiry</li> <li>• Kitchen planning consultation with pre-installation site measurement</li> <li>• Professional installation</li> </ul>
<b>Recommended Retail Price</b>	<b>HK\$11,800</b>

^ Measured at the middle of the window at 180°C oven temperature, after 1 hour on top and bottom heat.



Installation with a hob.





NEW

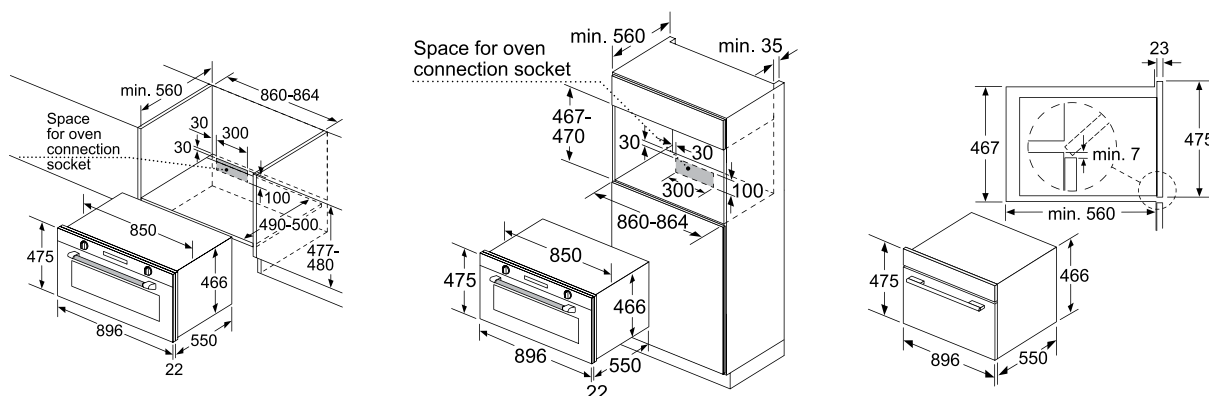


Scan code to find out more

### Built-in oven VB558C0S0

<b>Design</b>	<ul style="list-style-type: none"> <li>• Triple glass cool touch door (40°C door temperature)<sup>^</sup></li> <li>• Full-glass door</li> <li>• Integral cooling fan</li> <li>• 4 shelf levels with 1 level telescopic rail</li> <li>• Enamel oven interior</li> <li>• Mechanical rotary knobs with touch control</li> <li>• Integrated grill element</li> </ul>
<b>Feature</b>	Catalytic cleaning (side and back walls)
<b>Programmes / Additional Features</b>	<ul style="list-style-type: none"> <li>• 10 hot air and grill cooking methods                             <ul style="list-style-type: none"> <li>- Hot air</li> <li>- Hot air grilling</li> <li>- Full width grill</li> <li>- Half width grill</li> <li>- Pizza setting</li> <li>- Bottom heating</li> </ul> </li> <li>- Circulating air</li> <li>- Conventional heat</li> <li>- Conventional heat gentle</li> <li>- Defrost</li> <li>• Digital electronic clock with on/off and alarm function</li> </ul>
<b>Technical Information</b>	<ul style="list-style-type: none"> <li>• Capacity: 85L<sup>#</sup></li> <li>• Heating temperature: 50°C to 280°C</li> <li>• Total connected load: 3.1kW (20A single phase connection)</li> </ul>
<b>Appliance Dimensions (H x W x D)</b>	475 x 896 x 572mm
<b>Cavity Dimensions (H x W x D)</b>	282 x 724 x 417mm
<b>Supplied Accessories</b>	<ul style="list-style-type: none"> <li>• 1 enamel baking tray</li> <li>• 1 combination grid</li> <li>• 1 universal pan</li> </ul>
<b>Country of Origin</b>	Italy
<b>Expert Services</b>	<ul style="list-style-type: none"> <li>• Product consultation with unlimited product hotline inquiry</li> <li>• Kitchen planning consultation with pre-installation site measurement</li> <li>• Professional installation</li> </ul>
<b>Recommended Retail Price</b>	HK\$33,800

<sup>^</sup> Measured at the middle of the window at 180°C oven temperature, after 1 hour on top and bottom heat.  
<sup>#</sup> Measured in accordance with EN 50304:2009





# Coffee



# The iQ700 Coffee Center.



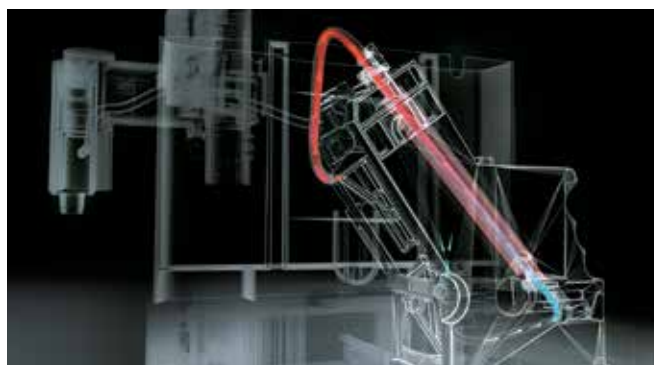
Offering a wide selection of different beverages, ranging from a strong and aromatic ristretto to a milk froth cappuccino, you can make your perfect cup of coffee at the touch of a button. With its high-end materials and the TFT-Touchdisplay, it is both pleasing to the eye and easy to use.




**Individual filling quantities: individualCup Volume.**  
 Create up to eight different coffee variants and easily save them within the myCoffee function. This way, you always get exactly the drink you want at the push of a button.



**Perfect pleasure at the touch of a button: oneTouch Function.**  
 No matter latte macchiato, creamy cappuccino or extra-strong espresso, your fully automatic coffee machine can serve you up pure coffee indulgence at just the touch of a button — it's as easy as that. The system prepares coffee and milk specialities automatically — just how you like them.



**Ideal brewing temperature for maximum aroma: Intelligent Heater inside.**  
 To ensure that the full aroma of the espresso can be unlocked, the coffee must be prepared at the right brewing temperature. The ideal brewing temperature for a perfect espresso is between 90°C and 95°C. If the temperature is too low, only some of the flavour is released from the coffee. If the temperature is too high, the coffee will quickly acquire a burnt taste. With the sensoFlow System — always maintain the right temperature throughout the entire brewing process — professional technology that guarantees you a professional espresso.



**Full aroma, incomparable crema: aromaPressure System.**  
 Ground coffee from the ceramic grinders is always compressed perfectly, whatever the quantity – releasing even more fantastic flavours from the coffee. Precise pressure and convex tamper form the aromaPressure system, complements the unique sensoFlow System perfectly with consistent brewing temperature and maximize aroma extraction.



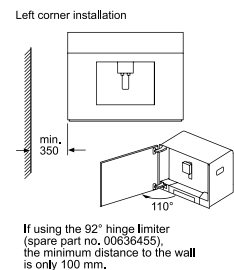
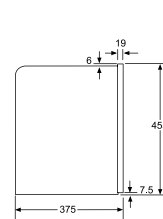
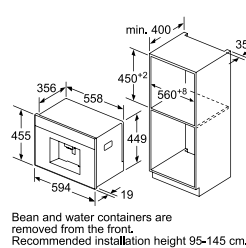
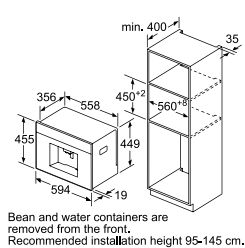
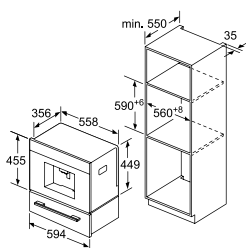
# Coffee center



Scan code to find out more

## Built-in coffee machine CT636LES1

<b>Design</b>	<ul style="list-style-type: none"> <li>• TFT colour and graphic display</li> <li>• Touch control with rotary knob</li> <li>• Illumination for coffee outlet</li> <li>• Height-adjustable Coffee outlet and milk frother: 15cm high max.</li> <li>• Flexible milk solution</li> <li>• Removable brewing unit for easy cleaning</li> <li>• Easily accessible containers for water, milk and coffee beans</li> <li>• Dishwasher-proof drip tray and coffee grounds container</li> </ul>
<b>Features</b>	<ul style="list-style-type: none"> <li>• sensoFlow System</li> <li>• aromaPressure System</li> <li>• myCoffee: Create up to eight different coffee variants</li> <li>• One-touch preparation: Ristretto, Espresso, Espresso Macchiato, Coffee, Cappuccino, Latte Macchiato, Caffè Latte</li> <li>• Water pump with 19 bar pressure</li> <li>• aromaDouble Shot: Extra-strong coffee by two grinding and brewing processes</li> <li>• Adjustable grinding fineness (multi-level)</li> <li>• coffeeSensor System: The grinding unit automatically adjusts to bean variety</li> <li>• silentCeram Drive: Quiet premium grinder</li> <li>• Milk froth, warm milk and hot water function</li> <li>• oneTouch DoubleCup: Prepare two cups simultaneously for all coffee and milk specialities</li> <li>• Automatic rinsing program</li> <li>• autoMilk Clean: Fully-automatic steam cleaning of the milk system</li> <li>• singlePortion Cleaning: Complete emptying of all pipes after each brewing process</li> <li>• calc'nClean: Automatic cleaning and descaling programme</li> <li>• Reminds in time of water filter change, descaling and cleaning</li> <li>• Removable and dishwasher-proof milk frother</li> <li>• Water tank and bean container storage indicator</li> <li>• Separate chute for ground coffee</li> <li>• Removable water tank for easy refilling</li> <li>• Childproof lock</li> </ul>
<b>Technical Information</b>	<ul style="list-style-type: none"> <li>• Removable water tank (2.4L)</li> <li>• Bean container with aroma protection lid (500g)</li> <li>• Total connected load: 1.6kW (13A)</li> <li>• Milk container with freshLock lid (0.5L)</li> </ul>
<b>Appliance Dimensions (H x W x D)</b>	455 x 594 x 385*mm <span style="float: right;">*375mm exclude rotary knob</span>
<b>Supplied Accessories</b>	<ul style="list-style-type: none"> <li>• 1 Measuring spoon for pre-ground coffee powder</li> <li>• 1 connection hose for milk frother</li> <li>• 1 milk pipe</li> </ul>
<b>Country of Origin</b>	Slovenia
<b>Expert Services</b>	<ul style="list-style-type: none"> <li>• Product consultation with unlimited product hotline inquiry</li> <li>• Kitchen planning consultation with pre-installation site measurement</li> <li>• Professional installation</li> </ul>
<b>Recommended Retail Price</b>	<b>HK\$43,800</b>





# Warming drawers are more than just drawers

The drawers are suitable for dinnerware warming and also food warming. They can take up to either 12 or 40 plates, can be used to safely and hygienically keep food hot for up to 1 hour and can also be used to prove dough, gently thaw delicate items and warm up breads and pancakes. Depending on what you want the drawer to do, the adjustable temperature range allows the temperature to be adjusted between 30°C and 80°C. The fully extendable pull-out warming drawer allows easy access to the contents and can accommodate up to 25kg.

## Striking elegance

Designed to co-ordinate with Siemens ovens and Compact45 series, the range consists of models with height of 29cm and 14cm. Both warming drawers come with a handle-free "press-and-pull" open door, which allows users to open and retract gently.



## Elegance and practicality combined

Siemens built-in appliances are designed so that a warming drawer can be aligned below to appear integral to the unit. This is particularly useful when you have built-in side-by-side appliances of different height. The seamless fit of warming drawer provides a uniform appearance to both appliances and is pleasing to the eye. The additional warming drawer provides valuable storage space in a beautiful flowing style.

# Warming drawer

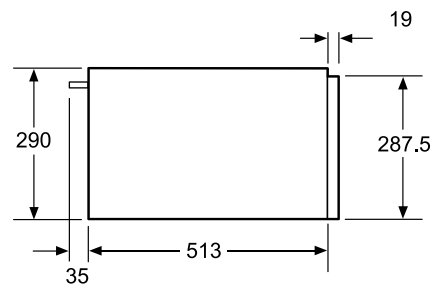
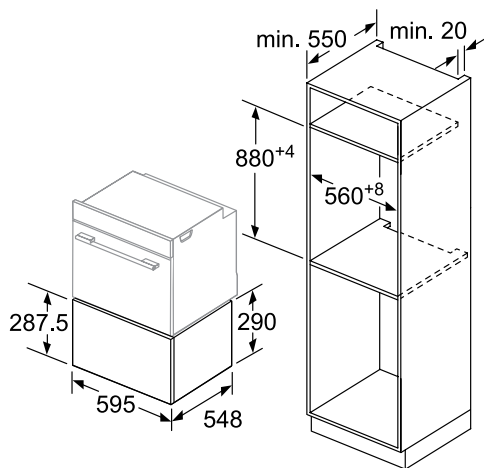


Scan code to find out more



## Built-in warming drawer BI630DNS1B

<b>Design</b>	<ul style="list-style-type: none"> <li>• Heating plate made of toughened glass</li> <li>• Fully extendable pull out telescopic rail</li> <li>• Handle-free "Press-and-Pull" open door</li> </ul>
<b>Features</b>	<ul style="list-style-type: none"> <li>• Can be used for:                     <ul style="list-style-type: none"> <li>- Proving yeast dough</li> <li>- Thawing food</li> <li>- Keeping food warm</li> <li>- Pre-warming utensils</li> <li>- Slow cooking</li> </ul> </li> <li>• Operating indicator light</li> </ul>
<b>Technical Information</b>	<ul style="list-style-type: none"> <li>• Capacity: 52L</li> <li>• Loading: 25kg max.</li> <li>• Maximum loading: 40 plates or 192 espresso cups</li> <li>• Heating temperature: approx. 40°C to 80°C (glass surface temperature)</li> <li>• Total connected load: 0.81kW (13A)</li> </ul>
<b>Appliance Dimensions (H x W x D)</b>	290 x 595 x 548mm
<b>Cavity Dimensions (H x W x D)</b>	242 x 468 x 458mm
<b>Country of Origin</b>	Slovakia
<b>Expert Services</b>	<ul style="list-style-type: none"> <li>• Product consultation with unlimited product hotline inquiry</li> <li>• Kitchen planning consultation with pre-installation site measurement</li> <li>• Professional installation</li> </ul>
<b>Recommended Retail Price</b>	<b>HK\$14,800</b>



Ovens with an appliance height of 595 mm can be installed above a warming drawer. An intermediate floor is not required.

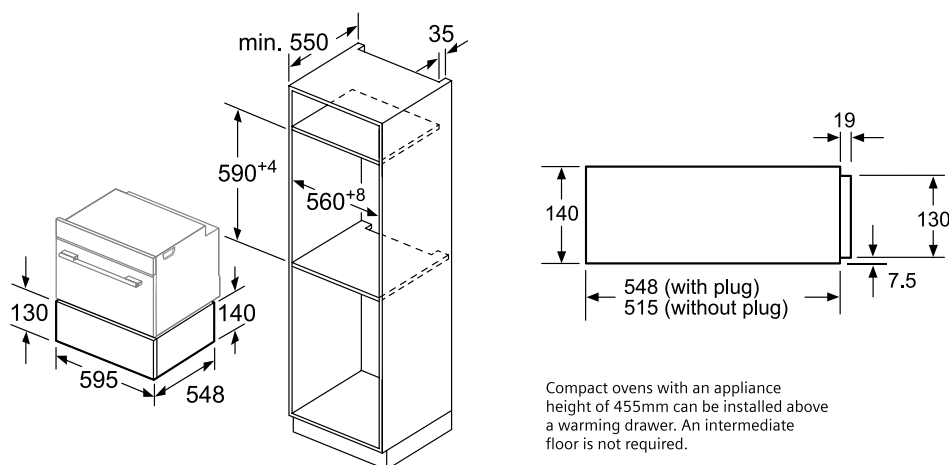


Scan code to find out more



## Built-in warming drawer BI630CNS1B

<b>Design</b>	<ul style="list-style-type: none"> <li>• Heating plate made of toughened glass</li> <li>• Fully extendable pull out telescopic rail</li> <li>• Handle-free "Press-and-Pull" open door</li> </ul>
<b>Features</b>	<ul style="list-style-type: none"> <li>• Can be used for: <ul style="list-style-type: none"> <li>- Proving yeast dough</li> <li>- Thawing food</li> <li>- Keeping food warm</li> <li>- Pre-warming utensils</li> <li>- Slow cooking</li> </ul> </li> <li>• Operating indicator light</li> </ul>
<b>Technical Information</b>	<ul style="list-style-type: none"> <li>• Capacity: 20L</li> <li>• Loading: 25kg max.</li> <li>• Maximum loading: 12 plates or 64 espresso cups</li> <li>• Heating temperature: approx. 40°C to 80°C (glass surface temperature)</li> <li>• Total connected load: 0.81kW (13A)</li> </ul>
<b>Appliance Dimensions (H x W x D)</b>	140 x 595 x 548mm
<b>Cavity Dimensions (H x W x D)</b>	92 x 468 x 458mm
<b>Country of Origin</b>	Slovakia
<b>Expert Services</b>	<ul style="list-style-type: none"> <li>• Product consultation with unlimited product hotline inquiry</li> <li>• Kitchen planning consultation with pre-installation site measurement</li> <li>• Professional installation</li> </ul>
<b>Recommended Retail Price</b>	<b>HK\$12,800</b>











## Hob

Featuring new cooking zones that grow with your appetite. The Siemens iQ700 induction hobs with maximum flexibility. For a life less ordinary.

# Flex your culinary muscles with flexInduction

## flexInduction

No-compromise cooking at its best. Entertain the world's cultures with just a single surface.



### Tailored to your needs

flexInduction is a must for diverse cooking. The cooking area is tailored to your needs. You can use a small area for sauce pan, or the whole strip for large cookware.

### Excellent heat distribution

The innovative elongated shape of the inductors means that larger pans enjoy more evenly distributed heat, which means your dish will be beautifully and evenly cooked.

### Precise, intuitive control: dual lightSlider

Create endless cuisine possibilities with 17 power levels that can be controlled by simply gliding your finger along our dual lightSlider.

When switched off, the dual lightSlider is completely invisible.



### Infinite possibilities


flexInduction hobs featuring flexInduction Plus have extra large heating zones. The additional zones automatically initiates upon sensing your cookware.







Discover the benefits of flexInduction Plus  
Scan our QR code to find out more.





# iQ700 Hobs – a perfect blend of precision and art.

flexInduction hob, complemented by the finest apparatus

### Griddle plate (HZ390522)




The griddle plate converts your hob into a grill. It is ideal for cooking meat, fish and vegetables. It also gives your steak a perfect finish.

### Teppan Yaki (HZ390512) / (HZ390511)

It heats up extremely quick, and requires little oil, making it great for cooking healthy stir-fries. The pan comes in two sizes that fit across either three or four cooking zones of the flexInduction hob.

### Stainless steel roaster with steaming rack (HZ390011)

This multipurpose roaster is a must when cooking for a crowd. A removable steamer insert is available to compliment this roaster and perfect for steaming vegetables.





# Glamorous yet intelligent

## No more burning: fryingSensor Plus

Simply choose the type of food being cooked and fryingSensor Plus will apply the ideal setting. It precisely measures and maintains the temperature in the pan when the ideal frying temperature has been reached, sparing you the trouble of making manual adjustments.



## Step up the heat by shifting the pan: powerMove Plus

powerMove Plus defines three different heating zones for your convenience. From roasting at highest temperatures (level 9) in the front to keeping meals warm (level 1) at the back – the individual zones are activated by simply placing the cookware on them.



## Any place is the right place: flexMotion

flexMotion remembers the heat settings for individual pieces of cookware, so you can move them freely across the hob – the temperature on the new cooking zone automatically adapts.




Speed, safety, efficiency  
and power into one.





**More efficient**

The energy that induction generates travels straight to your pot and heats its contents, meaning that virtually no energy is wasted. As the heat arrives so quickly, you will use less energy than a conventional hob. Induction helps you to lower your carbon footprint and reduces your utility bills. You can even monitor the power used after each cooking session through our energy consumption feature.



**All the power with powerBoost**

Speed. Power. Efficiency. powerBoost increases the power output of the selected zone by 50% – perfect when time is of the essence.

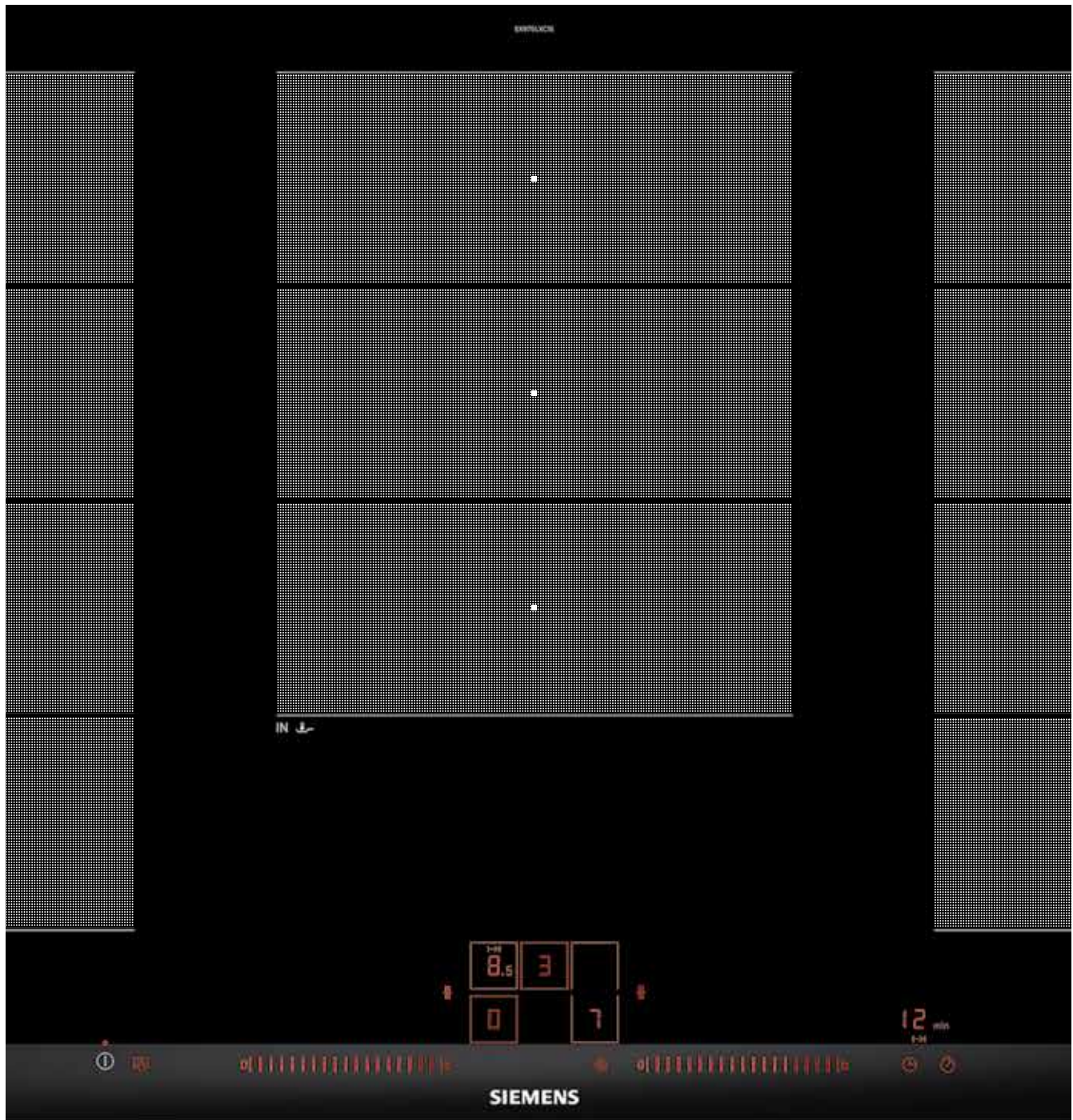


**Minimum fuss, maximum safety**

Induction hobs are easy to clean as heat is only transferred from the inductors to the cookware directly. Spillages are unlikely to burn and there is no need to wait for the glass top to cool off before wiping it over with a cloth.

In addition, the control panel pause function helps by locking the panel for 35 seconds to ensure no alterations are made.

A safety lock can be activated to ensure the hob is not switched on accidentally.



## The pinnacle of its game, the iQ700 hob is a world class chef in delivery and execution

The newly introduced iQ700 triple flexInduction EX975LXC1E boasts 5 induction zones and is the perfect partner to flex your culinary muscles.

To enhance the cooking experience, you will receive a complimentary full set of finest apparatus to complete your cooking centre upon purchase of this fabulous hob – A Griddle Plate, a Teppan yaki and a Stainless steel roaster with steaming rack.



The extraordinary design perfectly rounds off the overall elegant impression.



- flexInduction
- powerMove Plus
- dual lightSlider
- fryingSensor Plus
- Energy consumption
- quickStart
- reStart
- Tamperproof controls

**90 cm**  
Width



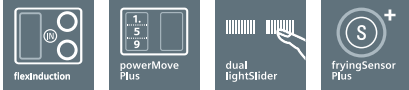
Scan code to find out more

### iQ700 flexInduction Plus hob 90cm EX975LXC1E

<b>Design</b>	<ul style="list-style-type: none"> <li>Ceramic glass with stainless steel side trims</li> <li>Enable you to design your own kitchen using various kinds of hobs</li> <li>dual lightSlider symControl</li> </ul>
<b>Features</b>	<ul style="list-style-type: none"> <li>3 flexInduction cooking zones</li> <li>5 conventional cooking zones available</li> <li>17 levels power setting</li> <li>powerMove Plus</li> <li>powerBoost for all cooking zones</li> <li>panBoost</li> <li>fryingSensor Plus for all cooking zones</li> <li>Automatic pan recognition</li> <li>quickStart</li> <li>reStart</li> <li>Energy consumption display</li> <li>Stopwatch</li> <li>Kitchen timer</li> <li>Shut off timer</li> <li>Safety time switch off</li> <li>Residual heat indicator for each zone</li> <li>Wipe protection lock</li> <li>Childproof lock</li> </ul>
<b>Technical Information</b>	<ul style="list-style-type: none"> <li>Cooking zone output and dimension:                             <ul style="list-style-type: none"> <li>Left: 3.3kW / 3.7kW (powerBoost), 400 x 240mm;</li> <li>Middle: 2.6kW / 3.7kW (powerBoost), 300 x 240mm;</li> <li>Right: 3.3kW / 3.7kW (powerBoost), 400 x 240mm</li> </ul> </li> <li>Total connected load: 11.1kW (220V / 40A** single phase or 380V / 20A three-phase connection)</li> <li>** comply with international safety standard IEC 60335-2-6</li> </ul>
<b>Appliance Dimensions (H x W x D)</b>	51* x 912 x 520mm <span style="float: right;">*exclude glass thickness</span>
<b>Cut out Dimensions (W x D)</b>	880 x 490-500mm
<b>Min. Thickness of Worktop</b>	30mm
<b>Min. Ventilation Space</b>	<ul style="list-style-type: none"> <li>20mm from back of the cabinet to the wall</li> <li>Ventilation space 250 x 45mm on back of the cabinet</li> <li>Gap between induction hob and underneath oven/drawer must be present</li> </ul>
<b>Optional Accessories</b>	<ul style="list-style-type: none"> <li>Connecting strip (HZ394301)</li> <li>Griddle Plate (HZ390522)</li> <li>Teppan Yaki, large (HZ390512)</li> <li>Teppan Yaki, small (HZ390511)</li> <li>Stainless steel roaster with steaming rack (HZ390011)</li> </ul>
<b>Country of Origin</b>	Spain
<b>Expert Services</b>	<ul style="list-style-type: none"> <li>Product consultation with unlimited product hotline inquiry</li> <li>Kitchen planning consultation with pre-installation site measurement</li> <li>Professional installation</li> </ul>
<b>Recommended Retail Price</b>	<b>HK\$39,800</b>

For installation diagram, please refer to p.63

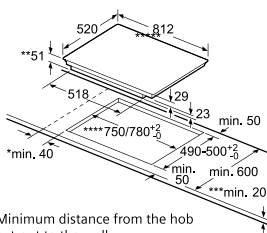
# Hob



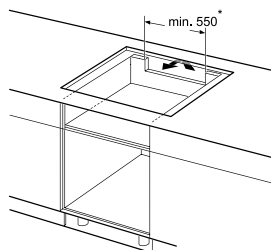
Scan code to find out more

## iQ700 flexInduction hob 80cm EX875LEC1E

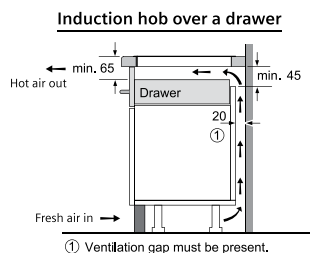
<b>Design</b>	<ul style="list-style-type: none"> <li>• Ceramic glass with stainless steel side trims</li> <li>• Enable you to design your own kitchen using various kinds of hobs</li> <li>• dual lightSlider symControl</li> </ul>
<b>Features</b>	<ul style="list-style-type: none"> <li>• 1 flexInduction cooking zone</li> <li>• 1 dualZone and 1 ring zone</li> <li>• 4 conventional cooking zones available</li> <li>• 17 levels power setting</li> <li>• powerMove Plus</li> <li>• powerBoost for all cooking zones</li> <li>• panBoost</li> <li>• fryingSensor Plus for all cooking zones</li> <li>• Automatic pan recognition</li> <li>• quickStart</li> <li>• reStart</li> <li>• Energy consumption display</li> <li>• Stopwatch</li> <li>• Kitchen timer</li> <li>• Switch off timer</li> <li>• Safety time switch off</li> <li>• Residual heat indicator for each zone</li> <li>• Wipe protection lock</li> <li>• Childproof lock</li> </ul>
<b>Technical Information</b>	<ul style="list-style-type: none"> <li>• Cooking zone output and dimension: Left: 3.3kW / 3.7kW (powerBoost), 400 x 240mm; Middle: 2.6kW / 3.7kW (powerBoost), Ø 280mm; Right: 1.4kW / 2.2kW (powerBoost), Ø 145mm.</li> <li>• Total connected load: 7.4kW (220V / 40A single phase or 380V / 20A two-phase connection)</li> </ul>
<b>Appliance Dimensions (H x W x D)</b>	51 * x 812 x 520mm <span style="float: right;">*exclude glass thickness</span>
<b>Cut out Dimensions (W x D)</b>	750-780 x 490-500mm
<b>Min. Thickness of Worktop</b>	30mm
<b>Min. Ventilation Space</b>	<ul style="list-style-type: none"> <li>• 20mm from back of the cabinet to the wall</li> <li>• Ventilation space 250 x 45mm on back of the cabinet</li> <li>• Gap between induction hob and underneath oven/drawer must be present</li> </ul>
<b>Optional Accessories</b>	<ul style="list-style-type: none"> <li>• Connecting strip (HZ394301)</li> <li>• Griddle Plate (HZ390522)</li> <li>• Teppan Yaki, large (HZ390512)</li> <li>• Teppan Yaki, small (HZ390511)</li> <li>• Stainless steel roaster with steaming rack (HZ390011)</li> </ul>
<b>Country of Origin</b>	Spain
<b>Expert Services</b>	<ul style="list-style-type: none"> <li>• Product consultation with unlimited product hotline inquiry</li> <li>• Kitchen planning consultation with pre-installation site measurement</li> <li>• Professional installation</li> </ul>
<b>Recommended Retail Price</b>	<b>HK\$34,800</b>



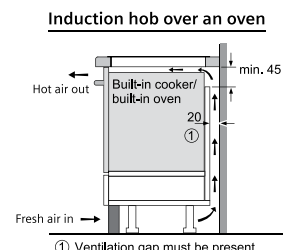
\* Minimum distance from the hob cut-out to the wall  
 \*\* Maximum recessed depth  
 \*\*\* With fitted oven underneath min. 30, possibly more; see space requirements for the oven.  
 \*\*\*\* 880 for EX975LXC1E  
 \*\*\*\*\* 912 for EX975LXC1E



\* 820 for EX975LXC1E



① Ventilation gap must be present.

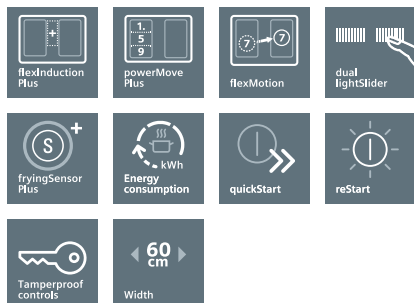


① Ventilation gap must be present.

Installation diagrams also apply to EX975LXC1E.  
 For Domino combination installation, refer to Page 75 and 76.  
 Please reserve buffer due to possible uneven cut-out rim.

Measurements in mm

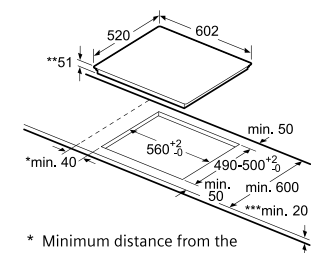




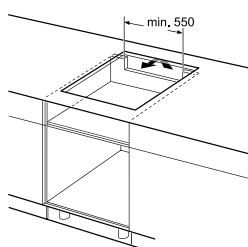
Scan code to find out more

## iQ700 flexInduction Plus hob 60cm EX675LYC1E

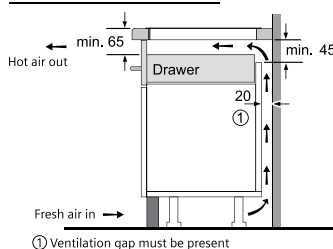
<b>Design</b>	<ul style="list-style-type: none"> <li>• Ceramic glass with stainless steel side trims</li> <li>• Enable you to design your own kitchen using various kinds of hobs</li> <li>• dual lightSlider symControl</li> </ul>
<b>Features</b>	<ul style="list-style-type: none"> <li>• 2 flexInduction Plus cooking zones</li> <li>• Auxiliary zone</li> <li>• 4 conventional cooking zones available</li> <li>• 17 levels power setting</li> <li>• powerMove Plus</li> <li>• flexMotion</li> <li>• powerBoost for all cooking zones</li> <li>• panBoost function</li> <li>• fryingSensor Plus for all cooking zones</li> <li>• Keep warm function</li> <li>• Automatic pan recognition</li> <li>• quickStart</li> <li>• reStart</li> <li>• Energy consumption display</li> <li>• Stopwatch</li> <li>• Kitchen timer</li> <li>• Cooking timer</li> <li>• Safety time switch off</li> <li>• Residual heat indicator for each zone</li> <li>• Wipe protection lock</li> <li>• Childproof lock</li> </ul>
<b>Technical Information</b>	<ul style="list-style-type: none"> <li>• Cooking zone output and dimension: Left: 3.3kW / 3.7kW (powerBoost), 380 x 230mm (Ø 300mm with extendable zone) Right: 3.3kW / 3.7kW (powerBoost), 380 x 230mm (Ø 300mm with extendable zone)</li> <li>• Total connected load: 7.4kW (220V / 40A single phase or 380V / 20A two-phase connection)</li> </ul>
<b>Appliance Dimensions (H x W x D)</b>	51* x 602 x 520mm <span style="float: right;">*exclude glass thickness</span>
<b>Cut out Dimensions (W x D)</b>	560 x 490-500mm
<b>Min. Thickness of Worktop</b>	30mm
<b>Min. Ventilation Space</b>	<ul style="list-style-type: none"> <li>• 20mm from back of the cabinet to the wall</li> <li>• Ventilation space 250 x 45mm on back of the cabinet</li> <li>• Gap between induction hob and underneath oven/drawer must be present</li> </ul>
<b>Optional Accessories</b>	<ul style="list-style-type: none"> <li>• Connecting strip (HZ394301)</li> <li>• Griddle Plate (HZ390522)</li> <li>• Teppan Yaki, large (HZ390512)</li> <li>• Teppan Yaki, small (HZ390511)</li> <li>• Stainless steel roaster with steaming rack (HZ390011)</li> </ul>
<b>Country of Origin</b>	Spain
<b>Expert Services</b>	<ul style="list-style-type: none"> <li>• Product consultation with unlimited product hotline inquiry</li> <li>• Kitchen planning consultation with pre-installation site measurement</li> <li>• Professional installation</li> </ul>
<b>Recommended Retail Price</b>	<b>HK\$31,800</b>



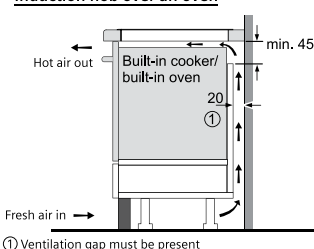
\* Minimum distance from the hob cut-out to the wall  
 \*\* Maximum recessed depth  
 \*\*\* With fitted oven underneath min. 30, possibly more; see space requirements for the oven.



**Induction hob over a drawer**




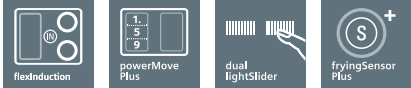
**Induction hob over an oven**



For Domino combination installation, refer to Page 75 and 76.  
 Please reserve buffer due to possible uneven cut-out rim.

Measurements in mm

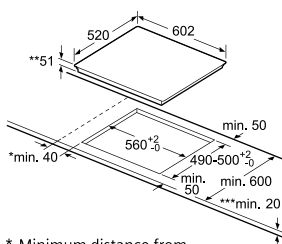
# Hob



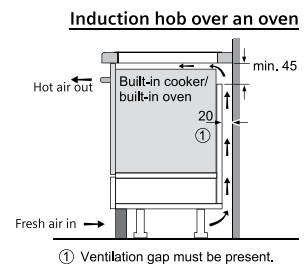
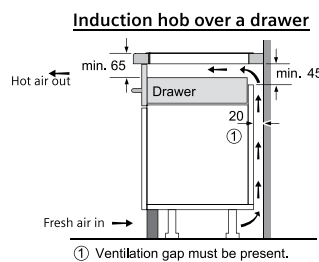
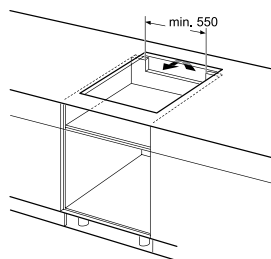
Scan code to find out more

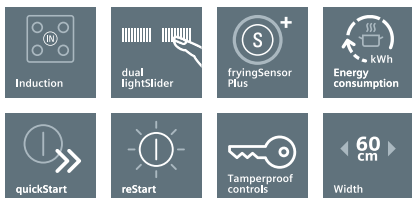
## iQ700 flexInduction hob 60cm EX675LJC1E

<b>Design</b>	<ul style="list-style-type: none"> <li>• Ceramic glass with stainless steel side trims</li> <li>• Enable you to design your own kitchen using various kinds of hobs</li> <li>• dual lightSlider symControl</li> </ul>
<b>Features</b>	<ul style="list-style-type: none"> <li>• 1 flexInduction cooking zone</li> <li>• 1 dualZone</li> <li>• 3 conventional cooking zones available</li> <li>• 17 levels power setting</li> <li>• powerMove Plus</li> <li>• powerBoost for all cooking zones</li> <li>• panBoost function</li> <li>• fryingSensor Plus for all cooking zones</li> <li>• Keep warm function</li> <li>• Automatic pan recognition</li> <li>• quickStart</li> <li>• reStart</li> <li>• Energy consumption display</li> <li>• Stopwatch</li> <li>• Kitchen timer</li> <li>• Cooking timer</li> <li>• Safety time switch off</li> <li>• Residual heat indicator for each zone</li> <li>• Wipe protection lock</li> <li>• Childproof lock</li> </ul>
<b>Technical Information</b>	<ul style="list-style-type: none"> <li>• Cooking zone output and dimension: Left: 2.6kW / 3.7kW (powerBoost), Ø 280mm; Right: 3.3kW / 3.7kW (powerBoost), 380 x 210mm</li> <li>• Total connected load: 7.4kW (220V / 40A single phase connection)</li> </ul>
<b>Appliance Dimensions (H x W x D)</b>	51 * x 602 x 520mm <span style="float: right;">*exclude glass thickness</span>
<b>Cut out Dimensions (W x D)</b>	560 x 490-500mm
<b>Min. Thickness of Worktop</b>	30mm
<b>Min. Ventilation Space</b>	<ul style="list-style-type: none"> <li>• 20mm from back of the cabinet to the wall</li> <li>• Ventilation space 250 x 45mm on back of the cabinet</li> <li>• Gap between induction hob and underneath oven / drawer must be present</li> </ul>
<b>Optional Accessories</b>	<ul style="list-style-type: none"> <li>• Connecting strip (HZ394301)</li> <li>• Griddle Plate (HZ390522)</li> <li>• Teppan Yaki, large (HZ390512)</li> <li>• Teppan Yaki, small (HZ390511)</li> <li>• Stainless steel roaster with steaming rack (HZ390011)</li> </ul>
<b>Country of Origin</b>	Spain
<b>Expert Services</b>	<ul style="list-style-type: none"> <li>• Product consultation with unlimited product hotline inquiry</li> <li>• Kitchen planning consultation with pre-installation site measurement</li> <li>• Professional installation</li> </ul>
<b>Recommended Retail Price</b>	HK\$26,300



\* Minimum distance from the hob cut-out to the wall  
 \*\* Maximum recessed depth  
 \*\*\* With fitted oven underneath min. 30, possibly more; see space requirements for the oven.

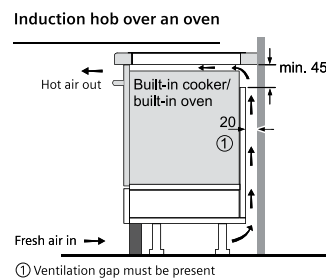
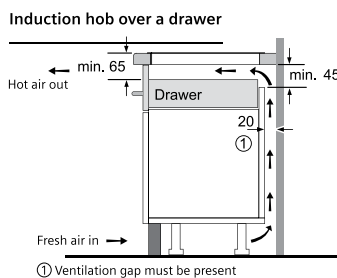
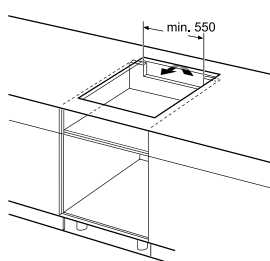
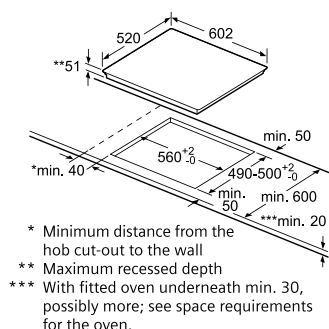




Scan code to find out more

## iQ700 3-zone induction hob 60cm EH675LDC2E

<b>Design</b>	<ul style="list-style-type: none"> <li>• Ceramic glass with stainless steel side trims</li> <li>• Enable you to design your own kitchen using various kinds of hobs</li> <li>• dual lightSlider symControl</li> </ul>
<b>Features</b>	<ul style="list-style-type: none"> <li>• 1 tripleZone with maximum power 5.5kW</li> <li>• 2 ring cooking zones</li> <li>• 17 levels power setting</li> <li>• powerBoost for all cooking zones</li> <li>• panBoost function</li> <li>• fryingSensor Plus for all cooking zones</li> <li>• Keep warm function</li> <li>• Automatic pan recognition</li> <li>• quickStart</li> <li>• reStart</li> <li>• Energy consumption display</li> <li>• Stopwatch</li> <li>• Kitchen timer</li> <li>• Cooking timer</li> <li>• Safety time switch off</li> <li>• Residual heat indicator for each zone</li> <li>• Wipe protection lock</li> <li>• Childproof lock</li> </ul>
<b>Technical Information</b>	<ul style="list-style-type: none"> <li>• Cooking zone output and dimension: Left: 2.6kW / 5.5kW (powerBoost), Ø 320mm; Front right: 2.2kW / 3.7kW (powerBoost), Ø 210mm; Rear right: 1.4kW / 2.2kW (powerBoost), Ø 145mm</li> <li>• Total connected load: 7.4kW (220V / 40A single phase or 380V / 20A two-phase connection)</li> </ul>
<b>Appliance Dimensions (H x W x D)</b>	51* x 602 x 520mm <span style="float: right;">*exclude glass thickness</span>
<b>Cut out Dimensions (W x D)</b>	560 x 490-500mm
<b>Min. Thickness of Worktop</b>	30mm
<b>Min. Ventilation Space</b>	<ul style="list-style-type: none"> <li>• 20mm from back of the cabinet to the wall</li> <li>• Ventilation space 250 x 45mm on back of the cabinet</li> <li>• Gap between induction hob and underneath oven / drawer must be present</li> </ul>
<b>Optional Accessory</b>	Connecting strip (HZ394301)
<b>Country of Origin</b>	Spain
<b>Expert Services</b>	<ul style="list-style-type: none"> <li>• Product consultation with unlimited product hotline inquiry</li> <li>• Kitchen planning consultation with pre-installation site measurement</li> <li>• Professional installation</li> </ul>
<b>Recommended Retail Price</b>	<b>HK\$21,800</b>





# Domino hobs. Cook your own way

## The modular domino hobs give you the freedom to design your own cooking center

Use Siemens domino range to prepare different cuisines to suit different cultures.

Available for choice, is a combination of built-in gas, induction, Teppan Yaki, BBQ griller or deep fryer. They can be built in separately, combined together or linked to full size ceramic and gas hobs of the same styling.

## Favourite way to Asian specialties: 6.0kW gas hob with inner flamer

With the wok burner gas hob, the high temperature can be reached in seconds to ensure food color is maintained and meat is still tender and juicy. In addition, the center flame in the inner ring can be adjusted according to every different need.

## A serve of Japanese influence: Teppan Yaki hotplate

Prepare authentic Japanese dishes in the comfort of your own kitchen. The high-quality steel surface delivers an unmistakable Japanese flavor and provides the perfect canvas for creating light and healthy dishes.

## A taste of the great outdoors, inside: BBQ griller

This BBQ griller brings succulent flavours right into your kitchen. It comprises a stainless steel trough, lava stones for grease absorption, and a premium cast iron grill. This domino opens up a new range of techniques and cooking styles in your home. When not in use, a black ceramic glass cover conceals the grill to provide a seamless finish.

## Unbeatable crispness: Deep fryer

This deep fryer can provide a perfect result on any food which requires deep fry. The special valve can ensure oil is drained out easily.



## Discover the benefits of individual control of inner and outer flame

Scan our QR code to find out more.

# Hob



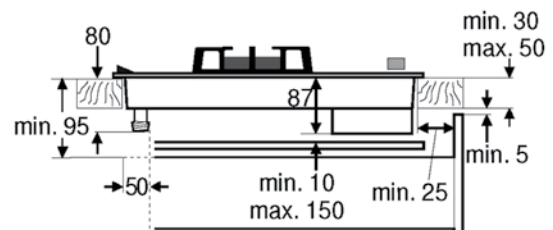
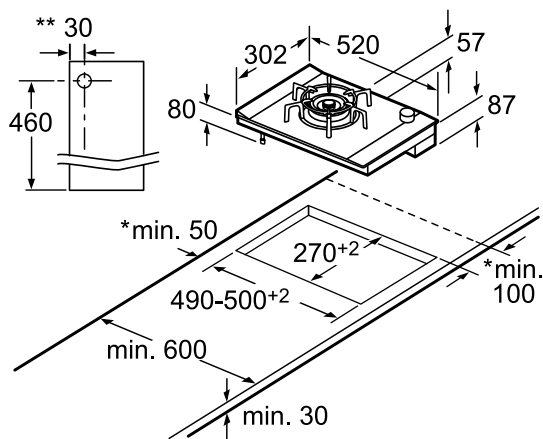
30 cm  
Width



Scan code to find out more

## Domino town gas wok burner ER326AB92X

<b>Design</b>	Enable you to design your own cooking centre using various kinds of hobs
<b>Features</b>	<ul style="list-style-type: none"> <li>• Dual circuit wok burner</li> <li>• Individual control of inner and outer flame</li> <li>• One hand ignition</li> <li>• Electrical spark ignition</li> </ul>
<b>Technical Information</b>	<ul style="list-style-type: none"> <li>• Preset Town gas</li> <li>• Burner output 6.0kW (max)</li> <li>• Total connected load 0.8W (13A)</li> </ul>
<b>Appliance Dimensions (H x W x D)</b>	87 (exclude glass thickness, include gas connector) x 302 x 520mm
<b>Cut out Dimensions (W x D)</b>	270 x 490-500mm
<b>Min. Thickness of Worktop</b>	30mm
<b>Supplied Accessory</b>	Cast iron wok ring support
<b>Optional Accessory</b>	Connection strip (HZ394301)
<b>Country of Origin</b>	Austria
<b>Expert Services</b>	<ul style="list-style-type: none"> <li>• Product consultation with unlimited product hotline inquiry</li> <li>• Kitchen planning consultation with pre-installation site measurement</li> <li>• Professional installation</li> </ul>
<b>Recommended Retail Price</b>	HK\$12,800



\* Minimum distance from the hob cut-out to the wall  
 \*\* Position of the gas connection in the cut-out

*Distance from the top of pan support to worktop is approximately 58mm.*

Please reserve buffer due to possible uneven cut-out rim.

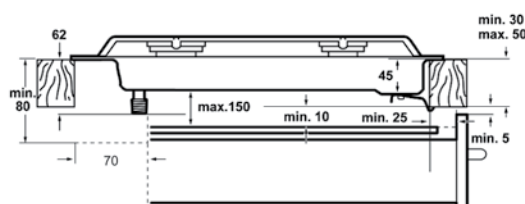
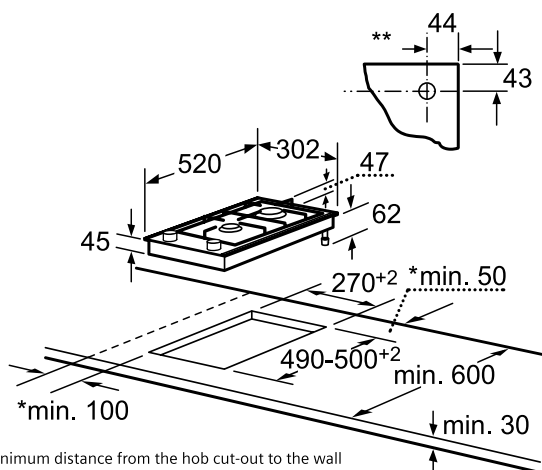
Measurements in mm



Scan code to find out more

## Domino town gas double burner ER326BB90X

<b>Design</b>	Enable you to design your own cooking centre using various kinds of hobs								
<b>Features</b>	<ul style="list-style-type: none"> <li>• 2 single circuit burners</li> <li>• One hand ignition</li> <li>• Electrical spark ignition</li> </ul>								
<b>Technical Information</b>	<ul style="list-style-type: none"> <li>• Preset Town gas</li> <li>• Burner output</li> </ul> <table border="1"> <thead> <tr> <th>Burner</th> <th>Output (kW) (max)</th> </tr> </thead> <tbody> <tr> <td>Front – standard burner</td> <td>1.9</td> </tr> <tr> <td>Rear – rapid speed burner</td> <td>2.8</td> </tr> <tr> <td>Total</td> <td>4.7</td> </tr> </tbody> </table> <ul style="list-style-type: none"> <li>• Total connected load 0.6W (13A)</li> </ul>	Burner	Output (kW) (max)	Front – standard burner	1.9	Rear – rapid speed burner	2.8	Total	4.7
Burner	Output (kW) (max)								
Front – standard burner	1.9								
Rear – rapid speed burner	2.8								
Total	4.7								
<b>Appliance Dimensions (H x W x D)</b>	62 (exclude glass thickness, include gas connector) x 302 x 520mm								
<b>Cut out Dimensions (W x D)</b>	270 x 490-500mm								
<b>Min. Thickness of Worktop</b>	30mm								
<b>Optional Accessory</b>	Connecting strip (HZ394301)								
<b>Country of Origin</b>	Spain								
<b>Expert Services</b>	<ul style="list-style-type: none"> <li>• Product consultation with unlimited product hotline inquiry</li> <li>• Kitchen planning consultation with pre-installation site measurement</li> <li>• Professional installation</li> </ul>								
<b>Recommended Retail Price</b>	HK\$12,300								



\* Minimum distance from the hob cut-out to the wall  
 \*\* Position of the gas connection in the cut-out

**Distance from the top of pan support to worktop is approximately 50mm.**

Please reserve buffer due to possible uneven cut-out rim.  
 Measurements in mm

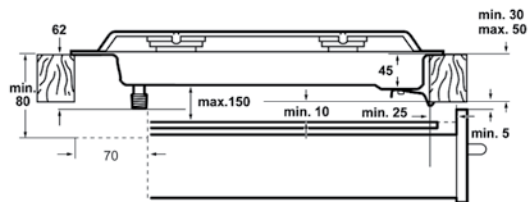
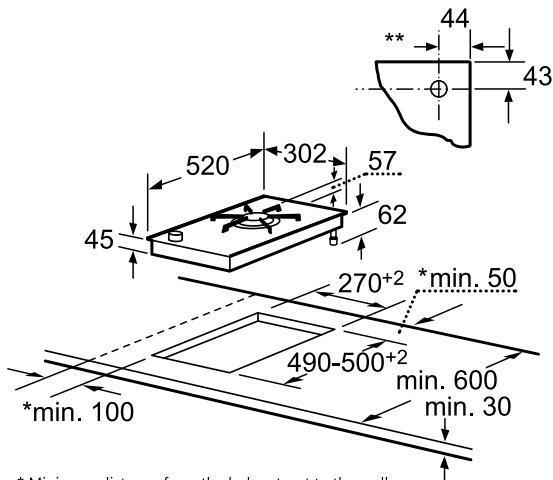
# Hob



Scan code to find out more

## Domino LPG wok burner ER326AB70L


<b>Design</b>	Enable you to design your own cooking centre using various kinds of hobs
<b>Features</b>	<ul style="list-style-type: none"> <li>• Dual circuit wok burner</li> <li>• Individual control of inner and outer flame</li> <li>• One hand ignition</li> <li>• Electrical spark ignition</li> <li>• Dishwasher proof pan support</li> </ul>
<b>Technical Information</b>	<ul style="list-style-type: none"> <li>• Preset LPG</li> <li>• Burner output 6.0kW (max)</li> <li>• Total connected load 0.6W (13A)</li> </ul>
<b>Appliance Dimensions (H x W x D)</b>	62 (exclude glass thickness, include gas connector) x 302 x 520mm
<b>Cut out Dimensions (W x D)</b>	270 x 490-500mm
<b>Min. Thickness of Worktop</b>	30mm
<b>Supplied Accessory</b>	Dishwasher proof cast iron wok ring support
<b>Optional Accessory</b>	Connection strip (HZ394301)
<b>Country of Origin</b>	Spain
<b>Expert Services</b>	<ul style="list-style-type: none"> <li>• Product consultation with unlimited product hotline inquiry</li> <li>• Kitchen planning consultation with pre-installation site measurement</li> <li>• Professional installation</li> </ul>
<b>Recommended Retail Price</b>	HK\$12,800



\* Minimum distance from the hob cut-out to the wall  
 \*\* Position of the gas connector in the cut-out

*Distance from the top of pan support to worktop is approximately 58mm.*

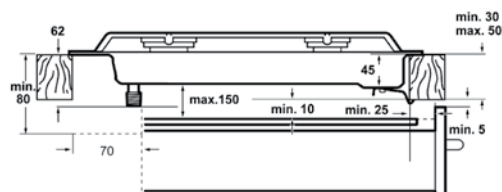
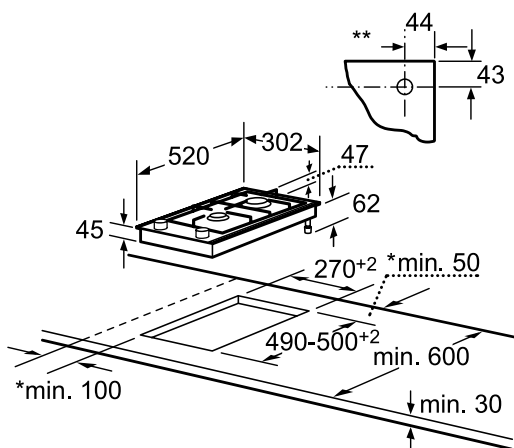




Scan code to find out more

## Domino LPG double burner ER326BB70L

<b>Design</b>	Enable you to design your own cooking centre using various kinds of hobs								
<b>Features</b>	<ul style="list-style-type: none"> <li>• 2 single circuit burners</li> <li>• One hand ignition</li> <li>• Electrical spark ignition</li> <li>• Dishwasher proof pan support</li> </ul>								
<b>Technical Information</b>	<ul style="list-style-type: none"> <li>• Preset <span style="float: right;">LPG</span></li> <li>• Burner output</li> </ul> <table border="1" style="width: 100%; border-collapse: collapse;"> <thead> <tr> <th style="width: 50%;">Burner</th> <th style="width: 50%;">Output (kW) (max)</th> </tr> </thead> <tbody> <tr> <td>Front – standard burner</td> <td style="text-align: center;">1.9</td> </tr> <tr> <td>Rear – rapid speed burner</td> <td style="text-align: center;">2.8</td> </tr> <tr> <td>Total</td> <td style="text-align: center;">4.7</td> </tr> </tbody> </table> <ul style="list-style-type: none"> <li>• Total connected load <span style="float: right;">0.6W (13A)</span></li> </ul>	Burner	Output (kW) (max)	Front – standard burner	1.9	Rear – rapid speed burner	2.8	Total	4.7
Burner	Output (kW) (max)								
Front – standard burner	1.9								
Rear – rapid speed burner	2.8								
Total	4.7								
<b>Appliance Dimensions (H x W x D)</b>	62 (exclude glass thickness, include gas connector) x 302 x 520mm								
<b>Cut out Dimensions (W x D)</b>	270 x 490-500mm								
<b>Min. Thickness of Worktop</b>	30mm								
<b>Optional Accessory</b>	Connecting strip (HZ394301)								
<b>Country of Origin</b>	Spain								
<b>Expert Services</b>	<ul style="list-style-type: none"> <li>• Product consultation with unlimited product hotline inquiry</li> <li>• Kitchen planning consultation with pre-installation site measurement</li> <li>• Professional installation</li> </ul>								
<b>Recommended Retail Price</b>	<b>HK\$12,300</b>								



\* Minimum distance from the hob cut-out to the wall  
 \*\* Position of the gas connector in the cut-out

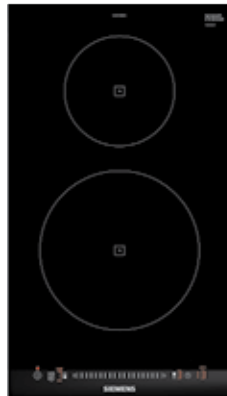
**Distance from the top of pan support to worktop is approximately 50mm.**

Please reserve buffer due to possible uneven cut-out rim.  
 Measurements in mm

# Hob



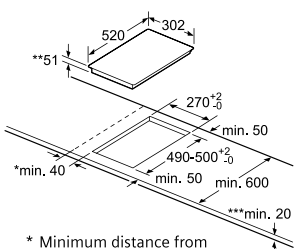
- Induction
- touchSlider Plus
- Energy consumption kWh
- quickStart
- reStart
- Tamperproof controls
- 30 cm Width



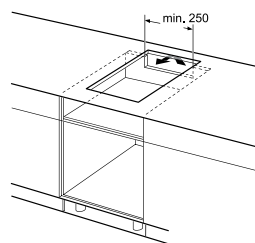
Scan code to find out more

## Domino 2-zone induction hob EH375FBB1E

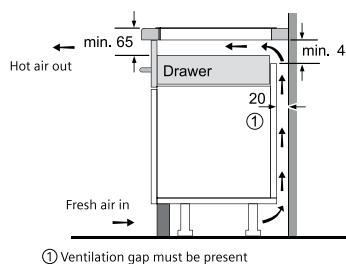
<b>Design</b>	<ul style="list-style-type: none"> <li>Ceramic glass with stainless steel side trims</li> <li>Enable you to design your own kitchen using various kinds of hobs</li> <li>touchSlider Plus</li> </ul>
<b>Features</b>	<ul style="list-style-type: none"> <li>2 ring cooking zones</li> <li>17 levels power setting</li> <li>powerBoost for all cooking zones</li> <li>Automatic pan recognition</li> <li>reStart</li> <li>quickStart</li> <li>Energy consumption display</li> <li>Stopwatch</li> <li>Kitchen timer</li> <li>Switch off timer</li> <li>Safety time switch off</li> <li>Residual heat indicator for each zone</li> <li>Wipe protection lock</li> <li>Childproof lock</li> </ul>
<b>Technical Information</b>	<ul style="list-style-type: none"> <li>Cooking zone output and dimension: Front: 2.2kW / 3.7kW (powerBoost), Ø 210mm; Rear: 1.4kW / 2.2kW (powerBoost), Ø 145mm.</li> <li>Total connected load: 3.7kW (220V / 20A single phase connection)</li> </ul>
<b>Appliance Dimensions (H x W x D)</b>	51* x 302 x 520mm <span style="float: right;">*exclude glass thickness</span>
<b>Cut out Dimensions (W x D)</b>	270 x 490-500mm
<b>Min. Thickness of Worktop</b>	30mm
<b>Min. Ventilation Space</b>	<ul style="list-style-type: none"> <li>20mm from back of the cabinet to the wall</li> <li>Ventilation space 250 x 45mm on back of the cabinet</li> <li>Gap between induction hob and underneath oven/drawer must be present</li> </ul>
<b>Optional Accessory</b>	Connection strip (HZ394301)
<b>Country of Origin</b>	Spain
<b>Expert Services</b>	<ul style="list-style-type: none"> <li>Product consultation with unlimited product hotline inquiry</li> <li>Kitchen planning consultation with pre-installation site measurement</li> <li>Professional installation</li> </ul>
<b>Recommended Retail Price</b>	<b>HK\$18,300</b>



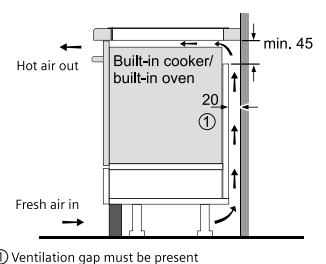
\* Minimum distance from the hob cut-out to the wall  
 \*\* Maximum recessed depth  
 \*\*\* With fitted oven underneath min. 30, possibly more; see space requirements for the oven.


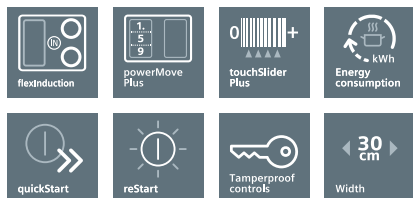


**Induction hob over a drawer**



**Induction hob over an oven**

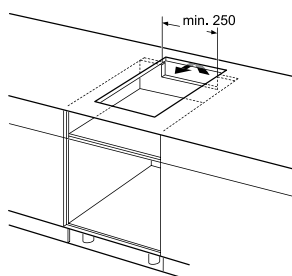
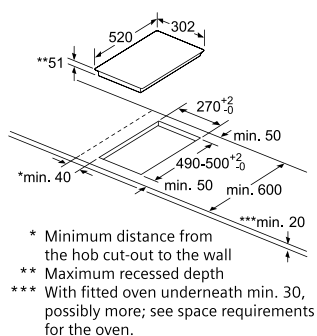




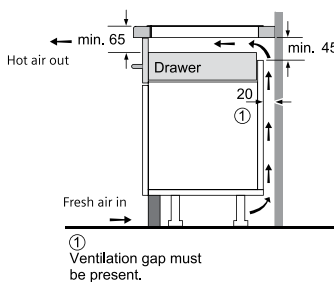
Scan code to find out more

## iQ700 Domino flexInduction hob EX375FXB1E

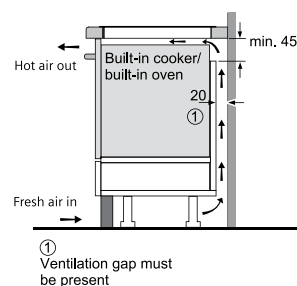
<b>Design</b>	<ul style="list-style-type: none"> <li>• Ceramic glass with stainless steel side trims</li> <li>• Enable you to design your own kitchen using various kinds of hobs</li> <li>• touchSlider Plus</li> </ul>
<b>Features</b>	<ul style="list-style-type: none"> <li>• 1 flexInduction cooking zone</li> <li>• 2 conventional cooking zones available</li> <li>• 17 levels power setting</li> <li>• powerMove Plus</li> <li>• powerBoost for all cooking zones</li> <li>• Automatic pan recognition</li> <li>• quickStart</li> <li>• reStart</li> <li>• Energy consumption display</li> <li>• Stopwatch</li> <li>• Kitchen timer</li> <li>• Switch off timer</li> <li>• Safety time switch off</li> <li>• Residual heat indicator for each zone</li> <li>• Wipe protection lock</li> <li>• Childproof lock</li> </ul>
<b>Technical Information</b>	<ul style="list-style-type: none"> <li>• Cooking zone output and dimension: 3.3kW / 3.7kW (powerBoost), 400 x 210mm;</li> <li>• Total connected load: 3.7kW (220V / 20A single phase connection)</li> </ul>
<b>Appliance Dimensions (H x W x D)</b>	51* x 302 x 520mm <span style="float: right;">*exclude glass thickness</span>
<b>Cut out Dimensions (W x D)</b>	270 x 490-500mm
<b>Min. Thickness of Worktop</b>	30mm
<b>Min. Ventilation Space</b>	<ul style="list-style-type: none"> <li>• 20mm from back of the cabinet to the wall</li> <li>• Ventilation space 250 x 45mm on back of the cabinet</li> <li>• Gap between induction hob and underneath oven/drawer must be present</li> </ul>
<b>Optional Accessories</b>	<ul style="list-style-type: none"> <li>• Connecting strip (HZ394301)</li> <li>• Griddle Plate (HZ390522)</li> <li>• Teppan Yaki, large (HZ390512)</li> <li>• Teppan Yaki, small (HZ390511)</li> <li>• Stainless steel roaster with steaming rack (HZ390011)</li> </ul>
<b>Country of Origin</b>	Spain
<b>Expert Services</b>	<ul style="list-style-type: none"> <li>• Product consultation with unlimited product hotline inquiry</li> <li>• Kitchen planning consultation with pre-installation site measurement</li> <li>• Professional installation</li> </ul>
<b>Recommended Retail Price</b>	HK\$21,300



**Induction hob over a drawer**



**Induction hob over an oven**



# Hob

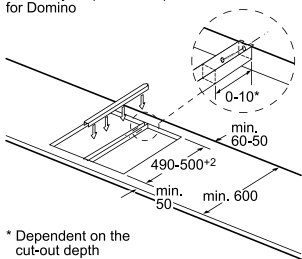


Scan code to find out more

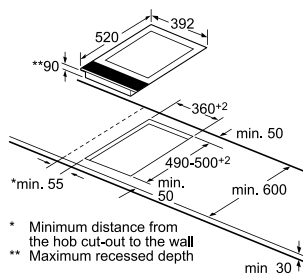
## Domino Teppan Yaki ET475FYB1E

<b>Design</b>	<ul style="list-style-type: none"> <li>Ceramic glass with stainless steel side trims</li> <li>Enable you to design your own kitchen using various kinds of hobs</li> <li>touchSlider Plus</li> </ul>
<b>Features</b>	<ul style="list-style-type: none"> <li>9 temperature setting levels between 160-240°C</li> <li>2 additional levels for keeping warm (70°C) and easy cleaning (40°C)</li> <li>Frying area can be heated completely or halfway</li> <li>Energy consumption display</li> <li>Stopwatch</li> <li>Kitchen timer</li> <li>Safety time switch off</li> <li>2-step residual heat indicator</li> <li>Wipe protection lock</li> <li>Childproof lock</li> </ul>
<b>Technical Information</b>	Total connected load: 1.9kW (13A)
<b>Appliance Dimensions (H x W x D)</b>	90 x 392 x 520mm
<b>Cut out Dimensions (W x D)</b>	360 x 490-500mm
<b>Min. Thickness of Worktop</b>	30mm
<b>Min. Ventilation Space</b>	10mm distance must be maintained between appliance bottom and cabinet parts
<b>Supplied Accessories</b>	<ul style="list-style-type: none"> <li>2 stainless steel spatulas</li> <li>Removable ceramic glass cover (photos provided for with and without cover)</li> </ul>
<b>Optional Accessory</b>	Connection strip (HZ394301)
<b>Country of Origin</b>	France
<b>Expert Services</b>	<ul style="list-style-type: none"> <li>Product consultation with unlimited product hotline inquiry</li> <li>Kitchen planning consultation with pre-installation site measurement</li> <li>Professional installation</li> </ul>
<b>Recommended Retail Price</b>	<b>HK\$31,800</b>

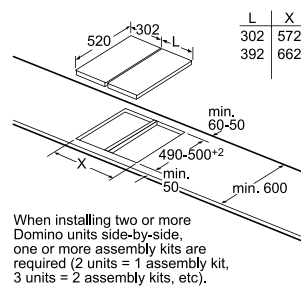
Assembly kit (HZ394301) for Domino



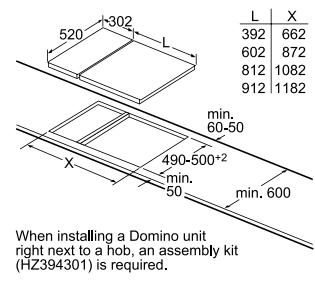
\* Dependent on the cut-out depth



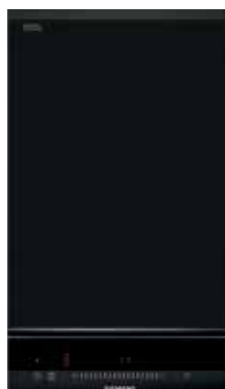
\* Minimum distance from the hob cut-out to the wall  
\*\* Maximum recessed depth



When installing two or more Domino units side-by-side, one or more assembly kits are required (2 units = 1 assembly kit, 3 units = 2 assembly kits, etc).



When installing a Domino unit right next to a hob, an assembly kit (HZ394301) is required.



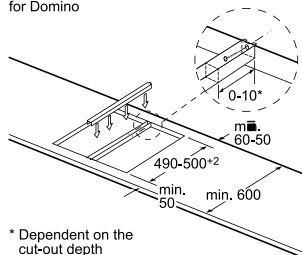
Scan code to find out more

## Domino barbecue grill

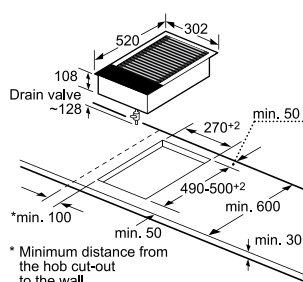
ET375FUB1E

<b>Design</b>	<ul style="list-style-type: none"> <li>• Ceramic glass with stainless steel side trims</li> <li>• Enable you to design your own kitchen using various kinds of hobs</li> <li>• touchSlider Plus</li> <li>• Oil drainage outlet</li> </ul>
<b>Features</b>	<ul style="list-style-type: none"> <li>• 2 grill variants – grilling over lava stones or water bath</li> <li>• 17 levels power setting</li> <li>• Removable cast iron grill for easy cleaning</li> <li>• Energy consumption display</li> <li>• Stopwatch</li> <li>• Kitchen timer</li> <li>• Safety time switch off</li> <li>• 2-step residual heat indicator</li> <li>• Wipe protection lock</li> <li>• Childproof lock</li> </ul>
<b>Technical Information</b>	Total connected load: 2.4kW (13A)
<b>Appliance Dimensions (H x W x D)</b>	108 x 302 x 520mm
<b>Cut out Dimensions (W x D)</b>	270 x 490-500mm
<b>Min. Thickness of Worktop</b>	30mm
<b>Min. Ventilation Space</b>	10mm distance must be maintained between appliance bottom and cabinet parts
<b>Supplied Accessories</b>	<ul style="list-style-type: none"> <li>• Lava stones</li> <li>• Removable ceramic glass cover (photos provided for with and without cover)</li> </ul>
<b>Optional Accessories</b>	<ul style="list-style-type: none"> <li>• Lava stones (HZ398300)</li> <li>• Connecting strip (HZ394301)</li> </ul>
<b>Country of Origin</b>	France
<b>Expert Services</b>	<ul style="list-style-type: none"> <li>• Product consultation with unlimited product hotline inquiry</li> <li>• Kitchen planning consultation with pre-installation site measurement</li> <li>• Professional installation</li> </ul>
<b>Recommended Retail Price</b>	HK\$16,800

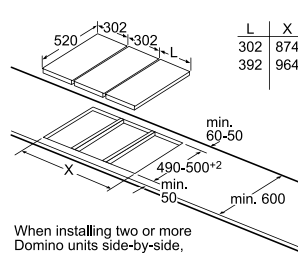
Assembly kit (HZ394301) for Domino



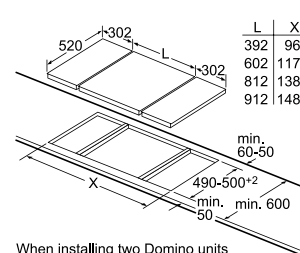
\* Dependent on the cut-out depth



\* Minimum distance from the hob cut-out to the wall



When installing two or more Domino units side-by-side, one or more assembly kits are required (2 units = 1 assembly kit, 3 units = 2 assembly kits, etc).



When installing two Domino units right next to a hob, two assembly kits (HZ394301) are required.

# Hob

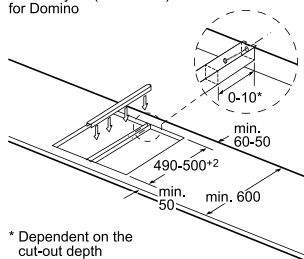


Scan code to find out more

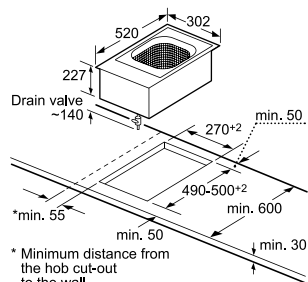
## Domimo Deep Fryer ET375FAB1E

<b>Design</b>	<ul style="list-style-type: none"> <li>• Ceramic glass with stainless steel side trims</li> <li>• Enable you to design your own kitchen using various kinds of hobs</li> <li>• touchSlider Plus</li> <li>• Oil drainage outlet</li> </ul>
<b>Features</b>	<ul style="list-style-type: none"> <li>• 10 temperature setting levels between 100-190°C</li> <li>• Huge frying basin of maximum capacity 4 liters</li> <li>• Removable cast iron grill for easy cleaning</li> <li>• Energy consumption display</li> <li>• Stopwatch</li> <li>• Kitchen timer</li> <li>• Safety time switch off</li> <li>• Wipe protection lock</li> <li>• Childproof lock</li> </ul>
<b>Technical Information</b>	Total connected load: 2.5kW (13A)
<b>Appliance Dimensions (H x W x D)</b>	227 x 302 x 520mm
<b>Cut out Dimensions (W x D)</b>	270 x 490-500mm
<b>Min. Thickness of Worktop</b>	30mm
<b>Min. Ventilation Space</b>	10mm distance must be maintained between appliance bottom and cabinet parts
<b>Supplied Accessories</b>	<ul style="list-style-type: none"> <li>• Deep-fat frying basket</li> <li>• Removable ceramic glass cover (photos provided for with and without cover)</li> </ul>
<b>Optional Accessory</b>	Connection strip (HZ394301)
<b>Country of Origin</b>	France
<b>Expert Services</b>	<ul style="list-style-type: none"> <li>• Product consultation with unlimited product hotline inquiry</li> <li>• Kitchen planning consultation with pre-installation site measurement</li> <li>• Professional installation</li> </ul>
<b>Recommended Retail Price</b>	<b>HK\$18,800</b>

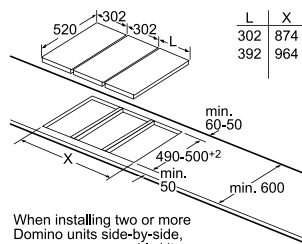
Assembly kit (HZ394301) for Domino



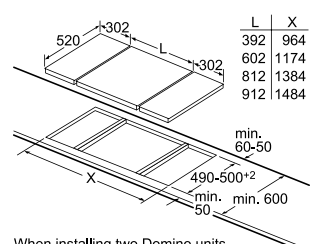
\* Dependent on the cut-out depth



\* Minimum distance from the hob cut-out to the wall



When installing two or more Domino units side-by-side, one or more assembly kits are required (2 units = 1 assembly kit, 3 units = 2 assembly kits, etc).



When installing two Domino units right next to a hob, two assembly kits (HZ394301) are required.









# Hood

Siemens hoods are designed to impress. Developed for a life less ordinary.

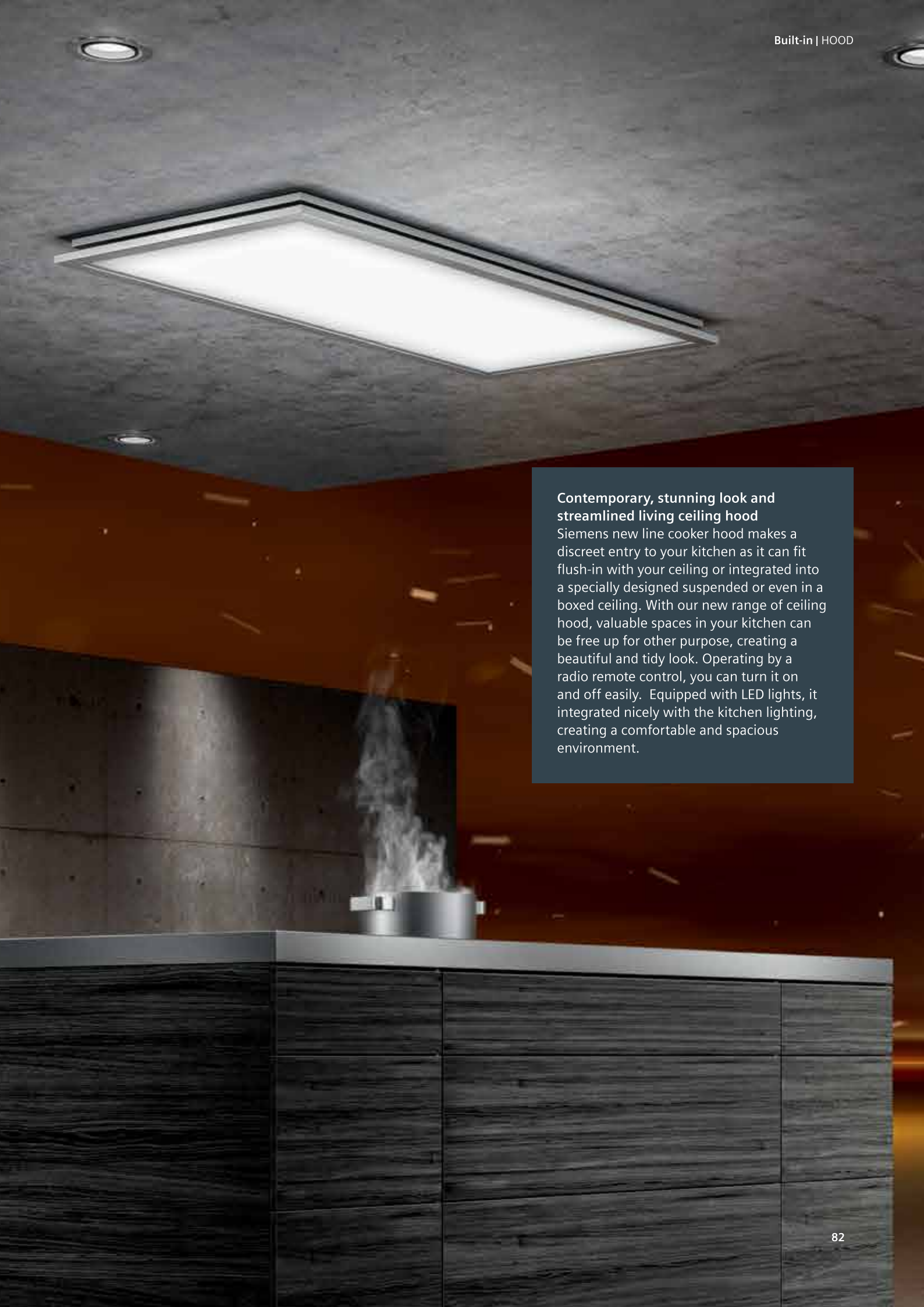


# Excellent control with stunning look



**The new iQ700 cooker hood comes with the touchControl interface, all functions can be intuitively selected.**

The air in the kitchen stays clean and fresh, no matter what you're cooking. The high-performance iQ700 hoods are both wear-resistant and pleasantly silent – thanks to the frictionless iQdrive motor. With cleanAir, it neutralises up to 95% of all cooking fumes while the air quality sensor enables it to automatically adapt the venting performance precisely as required. The innovative edge extraction absorbs more than 90% of the fat from the cooking fumes and convinces with its modern design and easy-to-clean surface.



**Contemporary, stunning look and streamlined living ceiling hood**

Siemens new line cooker hood makes a discreet entry to your kitchen as it can fit flush-in with your ceiling or integrated into a specially designed suspended or even in a boxed ceiling. With our new range of ceiling hood, valuable spaces in your kitchen can be free up for other purpose, creating a beautiful and tidy look. Operating by a radio remote control, you can turn it on and off easily. Equipped with LED lights, it integrated nicely with the kitchen lighting, creating a comfortable and spacious environment.



**Sleek designs allied with seriously innovative technology**  
Our chimney hoods are perfect for modern kitchens. All iQ700 hoods are designed to match our iQ700 ovens and hobs.

**Low-key look. Powerful effect.**

As good as invisible, but they keep the kitchen air fresh and clean – thanks to Siemens telescopic hood with the lowering frame. The hoods disappear almost entirely in an upper cabinet, while leaving space for other things like a spice rack. When you're ready to cook, just pull the hood down and out – it's ready to whisk fumes and odours away.

# All our hoods come fully fitted with a number of features and benefits



Siemens hoods have made very high air flow speed possible on the 4 boards, together with the fact that the grease vapour is filtered directly via an air passage, maximum extraction rate can be achieved. In addition, selected hoods using rim ventilation are equipped with a stainless steel plate integrated with a metal filter. This modern design makes cleaning easier as the metal filter can be placed into the dishwasher directly. Simply open the metal plate cover and wipe while the separate grease filter can be placed into the dishwasher for cleaning.

### Quiet, durable and enhanced performance

All our new wall mounted and island hoods now come with a frictionless, brushless magnetic motor - iQDrive. It reduces energy consumption, operating noise and wear and tear arising from daily usage. Siemens has full confidence in its motor and offers a 10-year warranty on our iQDrive.

10-year warranty, Siemens iQDrive.

### Powerful speed level

Our wall mounted and island hoods offer 3 speed levels and 2 intensive settings which means more precise and accurate extraction levels suited to your cuisine choice and cooking style.



#### **An illuminating experience**

Siemens hoods offer excellent illumination of the hob space underneath. Our new island and wall mounted chimney hoods feature bright, long-lasting and super energy efficient LED lights, using even less energy than a single low-voltage halogen light. These LEDs are currently amongst the brightest on the market.

#### **Dimmer light function**

Enjoy atmospheric lighting with different levels of brightness using our dimmer light function.

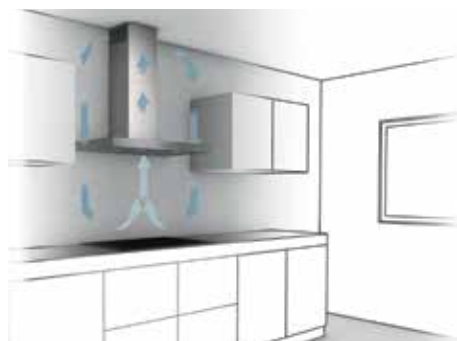
#### **climateControl sensor**

An intelligent climateControl sensor automatically adjusts the hood power level according to the level of steam and odour, which leads to a pleasant ambience in the kitchen. When activated, this precision both minimizes noise levels and also saves electricity, as the hood never uses more energy than is required at the time.

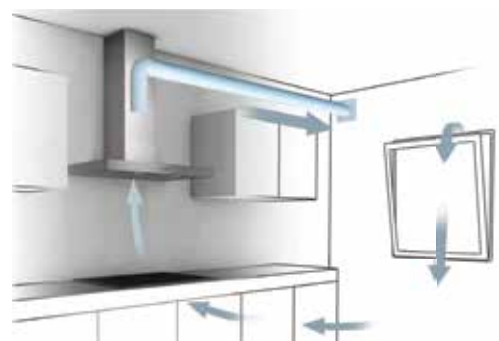


Installation options:  
"My household cannot accommodate exterior ventilation, what can I do?"  
Don't worry, Siemens has it all under control.

For optimum performance, your extractor hood should be ducted to the outside of the house, so that the extracted air is vented outside. But sometimes, this is not practical. Therefore, all Siemens hoods can also operate in the re-circulating mode; where the air is passed through the metal filter to remove grease, and then through a carbon filter to remove odours before being directed back into the kitchen.



Re-circulate mode\*



Exhaust mode

\* Note: Sufficient ventilation space is required for re-circulating mode



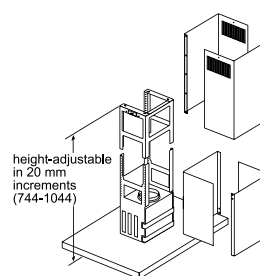
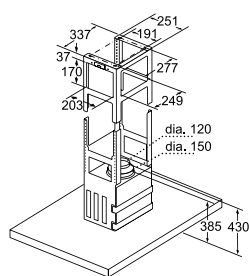
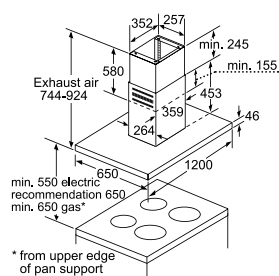
# Hood



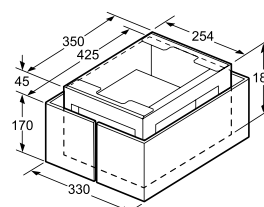
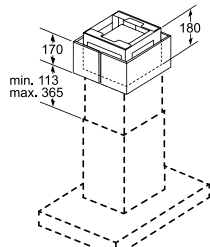
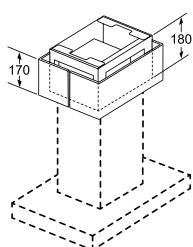
Scan code to find out more

## 120cm island chimney hood LF21BA572

<b>Design</b>	<ul style="list-style-type: none"> <li>• Dimmer light function</li> <li>• Electronic touch control with LED display</li> <li>• LED light</li> <li>• Soft light function</li> </ul>
<b>Features</b>	<ul style="list-style-type: none"> <li>• Exhaust or re-circulate air operation</li> <li>• 3 speed levels</li> <li>• 2 intensive settings</li> <li>• Intensive setting with automatic reset facility</li> <li>• Saturation indicator for metal filter</li> <li>• Rim ventilation</li> <li>• 10 minutes run-on program</li> </ul>
<b>Technical Information</b>	<ul style="list-style-type: none"> <li>• Extraction capacity 720m<sup>3</sup>/h (EN 61591)</li> <li>• Total connected load 0.272kW (13A)</li> <li>• Tube connection diameter 120 or 150mm</li> </ul>
<b>Appliance Dimensions (Exhaust operation) (H x W x D)</b>	744-924 x 1,200 x 650mm
<b>Appliance Dimensions (Re-circulate air operation) (H x W x D)</b>	744-1,044 x 1,200 x 650mm
<b>Supplied Accessories</b>	<ul style="list-style-type: none"> <li>• 4 dishwasher-safe rim ventilation filters</li> <li>• extensionFilter</li> </ul>
<b>Optional Accessory</b>	cleanAir Recirculation kit (LZ57600)
<b>Country of Origin</b>	Germany
<b>Expert Services</b>	<ul style="list-style-type: none"> <li>• Product consultation with unlimited product hotline inquiry</li> <li>• Kitchen planning consultation with pre-installation site measurement</li> <li>• Professional installation</li> </ul>
<b>Recommended Retail Price</b>	<b>HK\$41,800</b>



### Installation with cleanAir Recirculation kit



# Hood



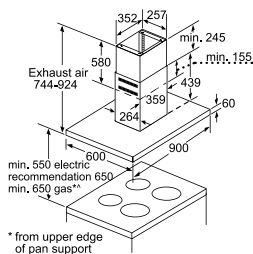
Scan code to find out more



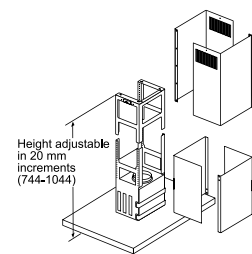
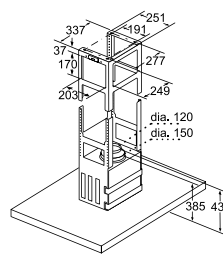
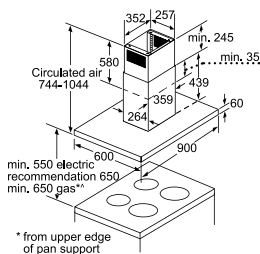
## 90cm island chimney hood LF98BF542

<b>Design</b>	<ul style="list-style-type: none"> <li>• Dimmer light function</li> <li>• Electronic low lift push button control with LED display</li> <li>• LED light</li> <li>• Operation from two sides</li> </ul>
<b>Features</b>	<ul style="list-style-type: none"> <li>• Exhaust or re-circulate air operation</li> <li>• 3 speed levels</li> <li>• 2 intensive settings</li> <li>• Intensive setting with automatic reset facility</li> <li>• Saturation indicator for metal filter</li> <li>• Rim ventilation</li> <li>• 10 minutes run-on program</li> </ul>
<b>Technical Information</b>	<ul style="list-style-type: none"> <li>• Extraction capacity 760m<sup>3</sup>/h (EN 61591)</li> <li>• Total connected load 0.172kW (13A)</li> <li>• Tube connection diameter 120 or 150mm</li> </ul>
<b>Appliance Dimensions (Exhaust operation) (H x W x D)</b>	744-924 x 900 x 600mm
<b>Appliance Dimensions (Re-circulate air operation) (H x W x D)</b>	744-1,044 x 900 x 600mm
<b>Supplied Accessory</b>	3 dishwasher-safe rim ventilation filters
<b>Optional Accessories</b>	<ul style="list-style-type: none"> <li>• Charcoal Re-circulating kit (LZ53850)</li> <li>• cleanAir Recirculation kit (LZ57600)</li> </ul>
<b>Country of Origin</b>	Germany
<b>Expert Services</b>	<ul style="list-style-type: none"> <li>• Product consultation with unlimited product hotline inquiry</li> <li>• Kitchen planning consultation with pre-installation site measurement</li> <li>• Professional installation</li> </ul>
<b>Recommended Retail Price</b>	<b>HK\$29,300</b>

### Exhaust operation

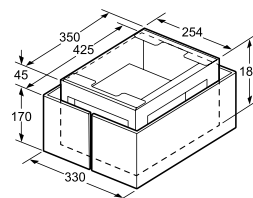
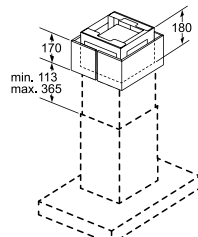
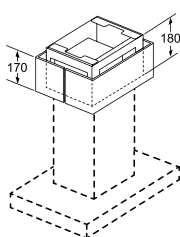


### Re-circulate air operation



^ This complies with EMSD standard, IEC 60335-2-31 clause 7.12.1

### Installation with cleanAir Recirculation kit



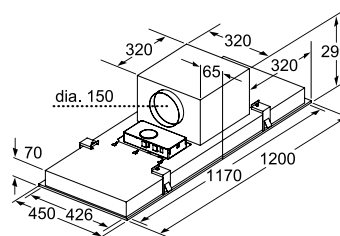
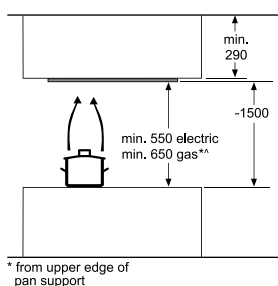


Scan code to find out more



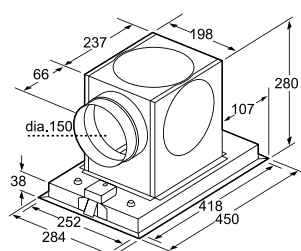
## 120cm ceiling mounted hood LF259RB51

<b>Design</b>	<ul style="list-style-type: none"> <li>• Electronic low lift push button control with LED display</li> <li>• Radio remote control</li> <li>• LED light</li> </ul>
<b>Features</b>	<ul style="list-style-type: none"> <li>• Exhaust or re-circulate air operation</li> <li>• 3 speed levels</li> <li>• 1 intensive setting</li> <li>• Intensive setting with automatic reset facility</li> <li>• 10 minutes run-on program</li> <li>• Saturation indicator for metal filter</li> <li>• Rim ventilation</li> </ul>
<b>Technical Information</b>	<ul style="list-style-type: none"> <li>• Extraction capacity 780m<sup>3</sup>/h (EN 61591)</li> <li>• Total connected load 0.285kW (13A)</li> <li>• Tube connection diameter 150mm</li> </ul>
<b>Appliance Dimensions (H x W x D)</b>	299 x 1,200 x 450mm
<b>Cut out Dimensions (Exhaust operation) (H x W x D)</b>	299 x 1,170 x 426mm
<b>Supplied Accessory</b>	4 dishwasher-safe brushed steel filters
<b>Optional Accessory</b>	cleanAir Recirculation kit (LZ56700)
<b>Country of Origin</b>	Italy
<b>Expert Services</b>	<ul style="list-style-type: none"> <li>• Product consultation with unlimited product hotline inquiry</li> <li>• Kitchen planning consultation with pre-installation site measurement</li> <li>• Professional installation</li> </ul>
<b>Recommended Retail Price</b>	<b>HK\$35,800</b>

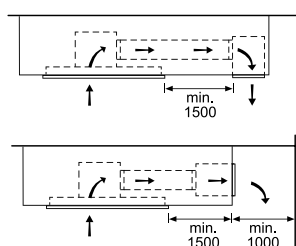


^ This complies with EMSD standard, IEC 60335-2-31 clause 7.12.1

### cleanAir Recirculation kit



### Installation with cleanAir Recirculation kits



\* The pipe connecting the hood and the recirculation kit is not included.

# Hood

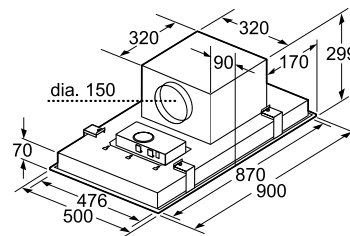
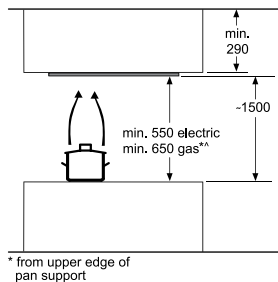


Scan code to find out more



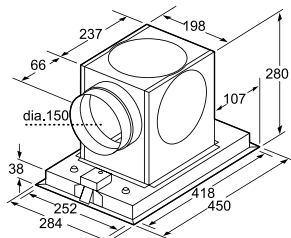
## 90cm ceiling mounted hood LF959RB51

<b>Design</b>	<ul style="list-style-type: none"> <li>• Electronic low lift push button control with LED display</li> <li>• Radio remote control</li> <li>• LED light</li> </ul>
<b>Features</b>	<ul style="list-style-type: none"> <li>• Exhaust or re-circulate air operation</li> <li>• 3 speed levels</li> <li>• 1 intensive setting</li> <li>• Intensive setting with automatic reset facility</li> <li>• 10 minutes run-on program</li> <li>• Saturation indicator for metal filter</li> <li>• Rim ventilation</li> </ul>
<b>Technical Information</b>	<ul style="list-style-type: none"> <li>• Extraction capacity 780m<sup>3</sup>/h (EN 61591)</li> <li>• Total connected load 0.285kW (13A)</li> <li>• Tube connection diameter 150mm</li> </ul>
<b>Appliance Dimensions (H x W x D)</b>	299 x 900 x 500mm
<b>Cut out Dimensions (Exhaust operation) (H x W x D)</b>	299 x 870 x 476mm
<b>Supplied Accessory</b>	3 dishwasher-safe brushed steel filters
<b>Optional Accessory</b>	cleanAir Recirculation kit (LZ56700)
<b>Country of Origin</b>	Italy
<b>Expert Services</b>	<ul style="list-style-type: none"> <li>• Product consultation with unlimited product hotline inquiry</li> <li>• Kitchen planning consultation with pre-installation site measurement</li> <li>• Professional installation</li> </ul>
<b>Recommended Retail Price</b>	<b>HK\$26,300</b>

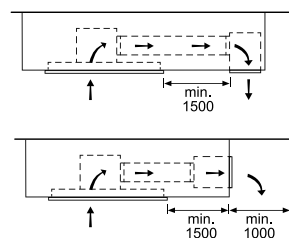


<sup>A</sup> This complies with EMSD standard, IEC 60335-2-31 clause 7.12.1

### cleanAir Recirculation kit



### Installation with cleanAir Recirculation kits



\* The pipe connecting the hood and the recirculation kit is not included.

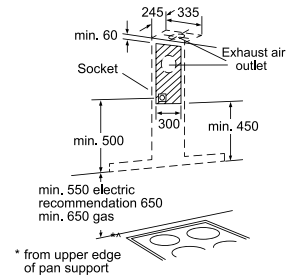
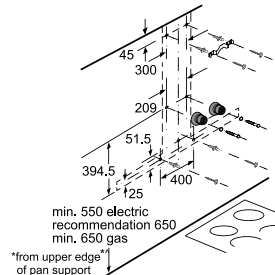
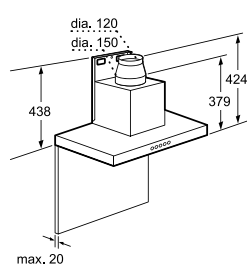
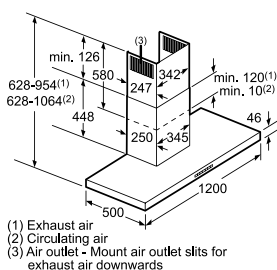


Scan code to find out more



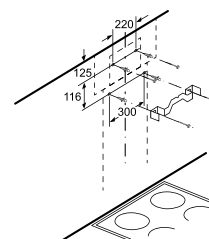
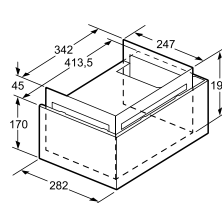
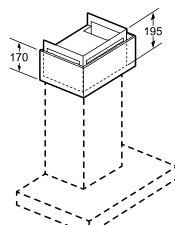
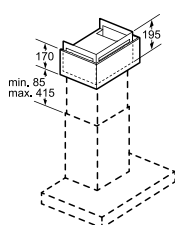
## 120cm wall mounted chimney hood LC21BD552

<b>Design</b>	<ul style="list-style-type: none"> <li>• Electronic low lift push button control with LED display</li> <li>• LED light</li> <li>• Dimmer light function</li> </ul>
<b>Features</b>	<ul style="list-style-type: none"> <li>• Exhaust or re-circulate air operation</li> <li>• 3 speed levels</li> <li>• 2 intensive settings</li> <li>• Intensive setting with automatic reset facility</li> <li>• 10 minutes run-on program</li> <li>• Saturation indicator for metal filter</li> <li>• Climate Control Sensor</li> <li>• Rim ventilation</li> </ul>
<b>Technical Information</b>	<ul style="list-style-type: none"> <li>• Extraction capacity 810m<sup>3</sup>/h (EN 61591)</li> <li>• Total connected load 0.272kW (13A)</li> <li>• Tube connection diameter 120 or 150mm</li> </ul>
<b>Appliance Dimensions (Exhaust operation) (H x W x D)</b>	628-954 x 1,200 x 500mm
<b>Appliance Dimensions (Re-circulate air operation) (H x W x D)</b>	628-1,064 x 1,200 x 500mm
<b>Supplied Accessory</b>	4 dishwasher-safe rim ventilation filters
<b>Optional Accessories</b>	<ul style="list-style-type: none"> <li>• Charcoal Re-circulating kit (LZ53450)</li> <li>• cleanAir Recirculation kit (LZ57300)</li> </ul>
<b>Country of Origin</b>	Italy
<b>Expert Services</b>	<ul style="list-style-type: none"> <li>• Product consultation with unlimited product hotline inquiry</li> <li>• Kitchen planning consultation with pre-installation site measurement</li> <li>• Professional installation</li> </ul>
<b>Recommended Retail Price</b>	<b>HK\$25,300</b>



<sup>^</sup> This complies with EMSD standard, IEC 60335-2-31 clause 7.12.1

### Installation with cleanAir Recirculation kit



Measurements in mm

# Hood

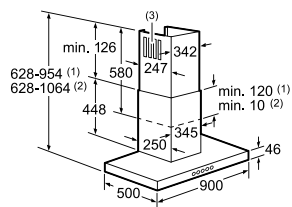


Scan code to find out more

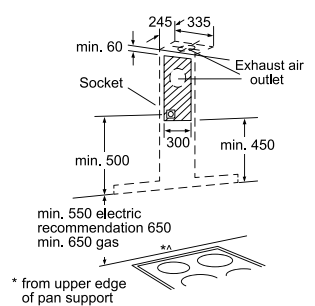
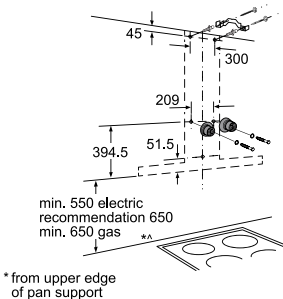
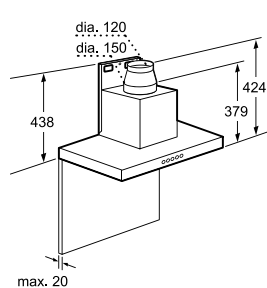


## 90cm wall mounted chimney hood LC91BE552

<b>Design</b>	<ul style="list-style-type: none"> <li>• Electronic low lift push button control with LED display</li> <li>• LED light</li> <li>• Dimmer light function</li> </ul>
<b>Features</b>	<ul style="list-style-type: none"> <li>• Exhaust or re-circulate air operation</li> <li>• 3 speed levels</li> <li>• 2 intensive settings</li> <li>• Intensive setting with automatic reset facility</li> <li>• 10 minutes run-on program</li> <li>• Saturation indicator for metal filter</li> <li>• Climate Control Sensor</li> </ul>
<b>Technical Information</b>	<ul style="list-style-type: none"> <li>• Extraction capacity 980m<sup>3</sup>/h (EN 61591)</li> <li>• Total connected load 0.269kW (13A)</li> <li>• Tube connection diameter 120 or 150mm</li> </ul>
<b>Appliance Dimensions (Exhaust operation) (H x W x D)</b>	628-954 x 900 x 500mm
<b>Appliance Dimensions (Re-circulate air operation) (H x W x D)</b>	628-1,064 x 900 x 500mm
<b>Supplied Accessory</b>	3 dishwasher-safe brushed steel filters
<b>Optional Accessories</b>	<ul style="list-style-type: none"> <li>• Charcoal Re-circulating kit (LZ53450)</li> <li>• cleanAir Recirculation kit (LZ57300)</li> </ul>
<b>Country of Origin</b>	Germany
<b>Expert Services</b>	<ul style="list-style-type: none"> <li>• Product consultation with unlimited product hotline inquiry</li> <li>• Kitchen planning consultation with pre-installation site measurement</li> <li>• Professional installation</li> </ul>
<b>Recommended Retail Price</b>	<b>HK\$19,800</b>

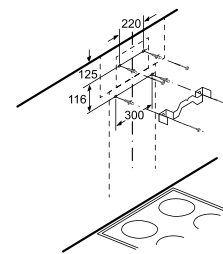
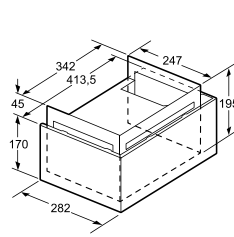
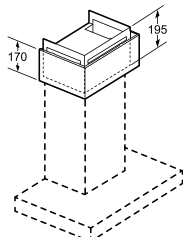
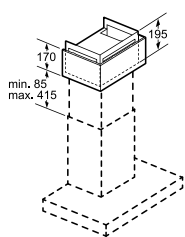


- (1) Exhaust air
- (2) Circulated air
- (3) Air outlet - install with vent at bottom for exhaust air



^ This complies with EMSD standard, IEC 60335-2-31 clause 7.12.1

### Installation with cleanAir Recirculation kit



Measurements in mm

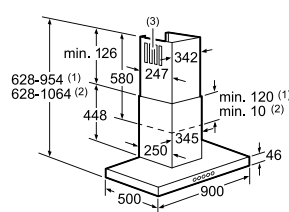


Scan code to find out more

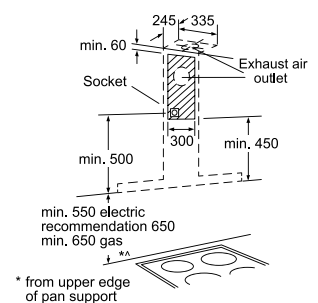
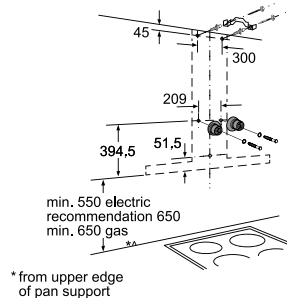
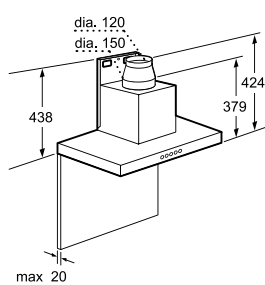


## 90cm wall mounted chimney hood LC91BE542B

<b>Design</b>	<ul style="list-style-type: none"> <li>• Electronic low lift push button control with LED display</li> <li>• LED light</li> <li>• Dimmer light function</li> </ul>
<b>Features</b>	<ul style="list-style-type: none"> <li>• Exhaust or re-circulate air operation</li> <li>• 3 speed levels</li> <li>• 2 intensive settings</li> <li>• Intensive setting with automatic reset facility</li> <li>• Saturation indicator for metal filter</li> </ul>
<b>Technical Information</b>	<ul style="list-style-type: none"> <li>• Extraction capacity 980m<sup>3</sup>/h (EN 61591)</li> <li>• Total connected load 0.269kW (13A)</li> <li>• Tube connection diameter 120 or 150mm</li> </ul>
<b>Appliance Dimensions (Exhaust operation) (H x W x D)</b>	628-954 x 900 x 500mm
<b>Appliance Dimensions (Re-circulate air operation) (H x W x D)</b>	628-1,064 x 900 x 500mm
<b>Supplied Accessory</b>	3 dishwasher-safe brushed steel filters
<b>Optional Accessories</b>	<ul style="list-style-type: none"> <li>• Charcoal Re-circulating kit (LZ53450)</li> <li>• cleanAir Recirculation kit (LZ57300)</li> </ul>
<b>Country of Origin</b>	Germany
<b>Expert Services</b>	<ul style="list-style-type: none"> <li>• Product consultation with unlimited product hotline inquiry</li> <li>• Kitchen planning consultation with pre-installation site measurement</li> <li>• Professional installation</li> </ul>
<b>Recommended Retail Price</b>	<b>HK\$13,800</b>

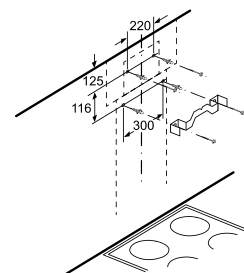
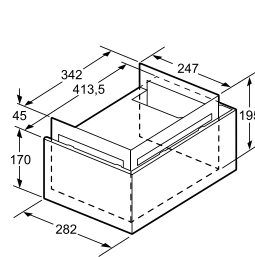
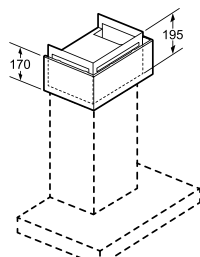
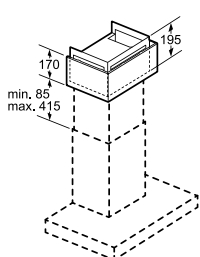


- (1) Exhaust air
- (2) Circulated air
- (3) Air outlet - install with vent at bottom for exhaust air



^ This complies with EMSD standard, IEC 60335-2-31 clause 7.12.1

### Installation with cleanAir Recirculation kit



Measurements in mm

# Hood



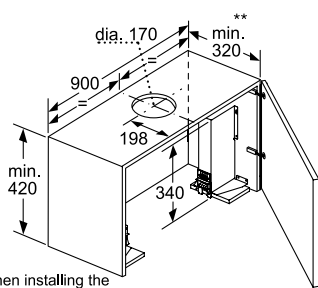
Scan code to find out more



## 90cm telescopic hood

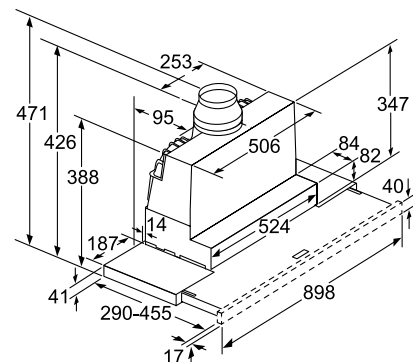
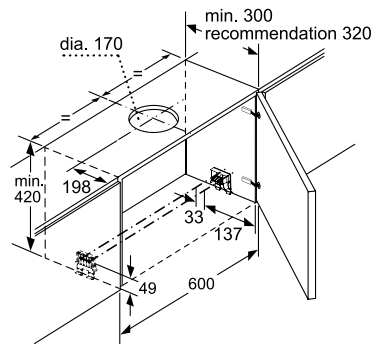
LI97SA530B

<b>Design</b>	<ul style="list-style-type: none"> <li>• Push button controls with electronic display</li> <li>• LED light</li> </ul>
<b>Features</b>	<ul style="list-style-type: none"> <li>• Exhaust or re-circulate air operation</li> <li>• Frictionless iQdrive motor</li> <li>• 3 speed levels</li> <li>• 1 intensive setting</li> <li>• Intensive setting with automatic reset facility</li> <li>• 10 minutes run-on program</li> </ul>
<b>Technical Information</b>	<ul style="list-style-type: none"> <li>• Extraction capacity 740m<sup>3</sup>/h (EN 61591); 800m<sup>3</sup>/h (unrestricted)</li> <li>• Total connected load 146W (13A)</li> <li>• Tube connection diameter 120 or 150mm</li> </ul>
<b>Appliance Dimensions (H x W x D)</b>	426 x 898 x 290mm
<b>Supplied Accessories</b>	<ul style="list-style-type: none"> <li>• 3 dishwasher-safe brushed steel filters</li> <li>• Design handle strip with brand logo</li> </ul>
<b>Optional Accessories</b>	<ul style="list-style-type: none"> <li>• Recirculating kit (LZ45650)</li> <li>• Installation kit for 90cm wall unit (LZ49200)</li> <li>• Lowering frame for 90cm wall unit (LZ49600)</li> </ul>
<b>Country of Origin</b>	Germany
<b>Expert Services</b>	<ul style="list-style-type: none"> <li>• Product consultation with unlimited product hotline inquiry</li> <li>• Kitchen planning consultation with pre-installation site measurement</li> <li>• Professional installation</li> </ul>
<b>Recommended Retail Price</b>	HK\$11,300

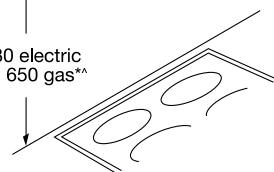


When installing the 90 cm telescopic hood in a 90 cm wide wall-hanging cupboard, the mounting kit is required. The two mounting brackets are screwed onto the right and left of the kitchen unit. Installation in accordance with template.

\*\* min. 350 with lowering frame (LZ49600)



min. 430 electric  
min. 650 gas\*\*



\* from upper edge of pan support



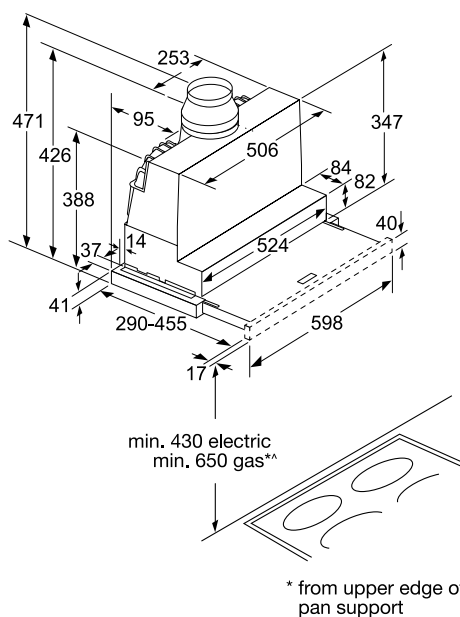
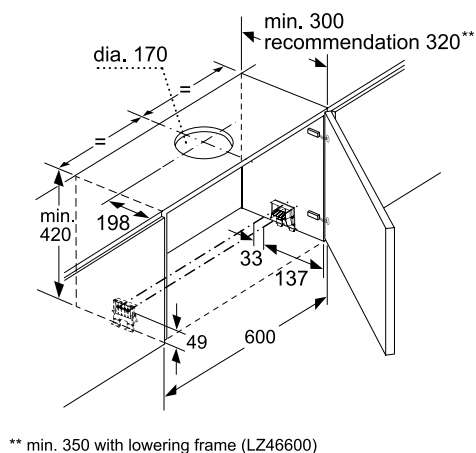


Scan code to find out more



### 60cm telescopic hood LI67SA530B

<b>Design</b>	<ul style="list-style-type: none"> <li>• Push button controls with electronic display</li> <li>• LED light</li> </ul>
<b>Features</b>	<ul style="list-style-type: none"> <li>• Exhaust or re-circulate air operation</li> <li>• Frictionless iQdrive motor</li> <li>• 3 speed levels</li> <li>• 1 intensive setting</li> <li>• Intensive setting with automatic reset facility</li> <li>• 10 minutes run-on program</li> </ul>
<b>Technical Information</b>	<ul style="list-style-type: none"> <li>• Extraction capacity 740m<sup>3</sup>/h (EN 61591); 800m<sup>3</sup>/h (unrestricted)</li> <li>• Total connected load 146W (13A)</li> <li>• Tube connection diameter 120 or 150mm</li> </ul>
<b>Appliance Dimensions (H x W x D)</b>	426 x 598 x 290mm
<b>Supplied Accessories</b>	<ul style="list-style-type: none"> <li>• 2 dishwasher-safe brushed steel filters</li> <li>• Design handle strip with brand logo</li> </ul>
<b>Optional Accessories</b>	<ul style="list-style-type: none"> <li>• Recirculating kit (LZ45650)</li> <li>• Lowering frame (LZ46600)</li> </ul>
<b>Country of Origin</b>	Germany
<b>Expert Services</b>	<ul style="list-style-type: none"> <li>• Product consultation with unlimited product hotline inquiry</li> <li>• Kitchen planning consultation with pre-installation site measurement</li> <li>• Professional installation</li> </ul>
<b>Recommended Retail Price</b>	HK\$10,300



^ This complies with EMSD standard, IEC 60335-2-31 clause 7.12.1





# Cooling

Life outside, freshness at home. Siemens cooling appliance keeps your food at its best for longer while saving time and energy. Siemens freshness system with iSensoric technology enables a full range of freshness-features that keeps food at its optimum temperature.

# Fresh, fresher, hyperFresh.

Reduce food wastage and take control of what you eat and when, with hyperFresh.

## hyperFresh premium 0°C.

**Fresh for up to three times longer.**

Enjoy fresher food for up to three times longer, thanks to hyperFresh premium 0°C. With the 0°C drawer, fish and meat can also be stored in the perfect temperature.

Formerly known as vitaFresh.



## hyperFresh plus.

**Fresh for up to two times longer.**

The new hyperFresh plus drawer doesn't just store fruit and vegetables, it provides them with the right conditions to keep them fresh for up to two times longer than usual. Whether it's fruits or vegetables, simply switch the control, and the humidity will be adjusted for optimum storage of your food.

Formerly known as hydroFresh.





Discover the benefits of  
Freshness systems  
Scan our QR code to find out more.

### hyperFresh. Enjoy freshness longer.

The rippled bottom allows cool air to circulate around your fruit and vegetables easily. As a result, you can see the quality and feel the freshness.

Formerly known as crisperBox.



### hyperFresh $\diamond 0^{\circ}\text{C}$ .

#### Custom freshness for fish and meat.

The hyperFresh  $\diamond 0^{\circ}\text{C}$  drawers ensure that fish and meat stay fresh in ideal conditions. To create these excellent freshness promoting conditions, the temperature in this zone is around 2 - 4°C degrees cooler than the rest of the refrigerator. The separate compartments also avoid unpleasant odour transfer.

Formerly known as coolBox.



### freshSense

The inverter compressor works with 3 thermal sensors inside the fridge and freezer to form the freshSense system. The sensors detect the temperature inside the compartment, taking into account the external temperature fluctuations, and automatically adjusts the temperature to its best state to keep food fresh.






# The perfect environment for fresh food

You need fresh ingredients for good meals. Siemens' freshness systems make keeping food fresh easy and flexible, so meals are always delicious regardless of when you find the time to shop.

## Fruit & Vegetables



## Fish & Meat



**noFrost technology**

At Siemens, we have designed and built a series of refrigerators to suit different households. With noFrost technology, an air circulation system conducts humidity out of the interior space into an external evaporation tray. As a result, the air stays dry and prevents frost from forming on stored food.



For every kind of food,  
designed for an easy life







Although they may be behind closed doors, Siemens elegant and functional range of built-in fridge freezers are going to become the talking point in any kitchen.



**Adjust at your finger tip: easyLift door bins**  
The door bins can be easily adjusted up and down to accommodate different height of bottles.



**Storage space that adapts to your needs: easyLift glass shelf**  
Expect nothing but convenience with easyLift shelves. Even when full, you can raise or lower the shelf by 6cm to make room for taller items – ideal for serving jugs.



**Showcase of all your food: full extension drawer**  
All drawers in the fridge section can be easily extended to the fullest without falling out, giving a better overview of the refrigerated food.



**Deep and roomy: the bottle shelf**  
The bottle shelf is 115mm deep, giving plenty of room to accommodate bottles of different sizes and diameters.



**airFresh filter**

Strong smelling foods can be stored without worry. An efficient integrated carbon filtering net with a special honeycomb surface absorbs pungent smell and secures the flavour of each item.



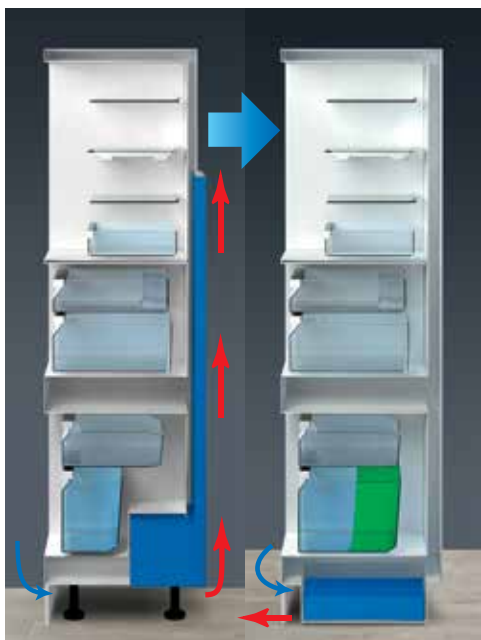
**Extraordinary standard for food preservation**

The multiAirflow System in the refrigerator ensures that cold air is distributed evenly throughout the interior and along the inside of the door. This keeps the temperature constant, even if the door is opened for a short period of time.



**Smart and precision temperature control**

Allows you to easily and precisely set and adjust the temperature and select modes such as super cooling / super freezing functions.



**Absolute innovation brings more volume:**

**Base assembly compressor technology**

Siemens compressor technology and the ventilation system have been integrated directly into the base of the appliance. This significantly enlarges the usable volume of the bottom compartment, with bigBox size increased to almost a double (27cm high and 30L volume) compared to the old models. Now, pizzas, turkey or large food packages could be stored in the bigBox without problem.



**Discover the benefits of Base assembly compressor technology**

Scan our QR code to find out more.



**Super function**

Adding warm or large amounts of stuff to a refrigerator can lead to an increase in the internal and food temperatures. By switching on the super cool or super freeze function before you go shopping ensures fast and safe storage of food added to the fridge or freezer without affecting the temperature of the food already in the refrigerator.



**Always securely closed: the softClosing door**

The new softPull system makes sure that the door closes properly. In addition, a door closer is integrated into all flat hinges. Even heavily loaded, doors are closed easily and securely.



**Flush folding hinge**

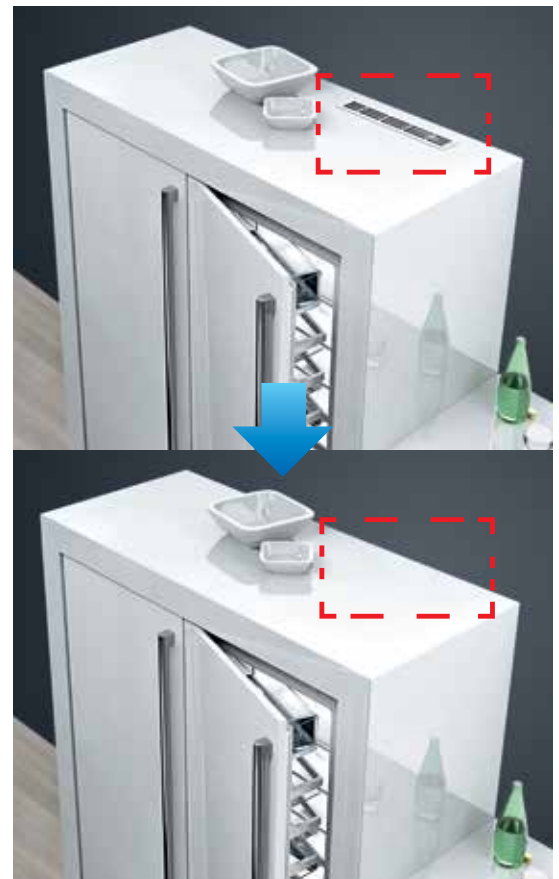
Most models in the range feature a flush folding hinge door design that enables quick and easy fitment of the furniture door without the need for extra drilling. This hinge design holds a door weight of up to 45kg, gives an increased door opening angle of 115°, and features automatic door closing at an angle of less than 20°.

**Seamlessly beautiful: High board solution**

Since the ventilation system is now integrated at the base of the refrigerator, the ventilation grid on top of high board is now vanished so that it all looks clean and beautiful right from the top.

**Technology and lifestyle should exist in perfect harmony**

Proudly acknowledged by reputable institutions, models KI39FP61HK, KI42FP61HK and GI38NP61HK are recognised by red dot design and iF product design award.



# Cooling – coolConcept



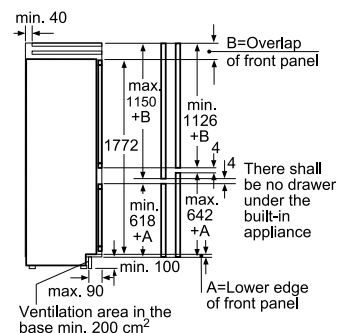
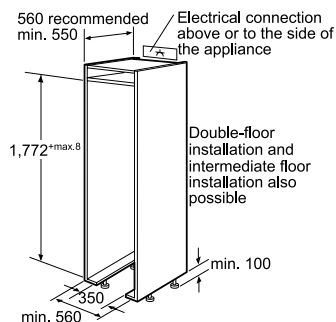
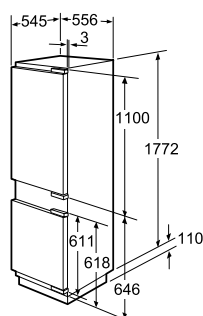
<b>Grade 1</b> HK energy label	<b>A++</b> Energy	product design award	reddot
noFrost	freshSense	separate control	LED-Light
safetyGlass	easyLift	hyperFresh premium 0°C	telescopic Drawer
superCooling	superFreezing	bigBox	Intelligent inverter technology
softClosing Door			



Scan code to find out more

## Built-in 2-door refrigerator, bottom freezer KI39FP61HK

<b>Features</b>	<ul style="list-style-type: none"> <li>No frost</li> <li>3 cooling circuits</li> <li>LED display and touch control of fridge &amp; freezer sections</li> <li>Flush folding hinge</li> </ul>	<ul style="list-style-type: none"> <li>Soft closing door</li> <li>Door right hinged, reversible</li> <li>Telescopic rail drawers</li> <li>Inverter compressor</li> </ul>
<b>Fridge Section</b>	<ul style="list-style-type: none"> <li>Super cool function with automatic deactivation</li> <li>2 height adjustable safety glass shelves, including 1 with easyLift</li> <li>2 drawers</li> </ul>	<ul style="list-style-type: none"> <li>1 divider box &amp; 1 bottle holder</li> <li>Large door tray with dairy compartment</li> <li>2 door bins, including 1 extra deep &amp; 1 with easyLift</li> <li>LED interior light on both sides</li> </ul>
<b>hyperFresh premium 0°C Compartment</b>	<ul style="list-style-type: none"> <li>Upper drawer for fish &amp; meat, lower drawer with humidity filter for fruit &amp; vegetables</li> </ul>	<ul style="list-style-type: none"> <li>LED interior light</li> </ul>
<b>Freezer Section</b>	<ul style="list-style-type: none"> <li>Super freeze function with automatic deactivation</li> </ul>	<ul style="list-style-type: none"> <li>2 drawers, including 1 bigBox</li> <li>Freezing calendar</li> </ul>
<b>Technical Information</b>	<ul style="list-style-type: none"> <li>Total net capacity: 243L</li> <li>Net fridge capacity: 180L, including 54L hyperFresh premium 0°C</li> <li>Net freezer capacity: 63L</li> <li>Noise level: 39dB</li> </ul>	<ul style="list-style-type: none"> <li>Annual energy consumption: 197kWh</li> <li>Freezing capacity (24hrs): 12kg</li> <li>Storage time in power failure: 16hrs</li> <li>Total connected load: 0.12kW (10A)</li> </ul>
<b>Supplied Accessories</b>	<ul style="list-style-type: none"> <li>2 egg trays</li> <li>1 ice cube tray</li> </ul>	<ul style="list-style-type: none"> <li>2 cool packs</li> </ul>
<b>Appliance Dimensions (H x W x D)</b>	1,772* x 556 x 545mm	* exclude the height of the base compressor: 110mm
<b>Country of Origin</b>	Germany	
<b>Expert Services</b>	<ul style="list-style-type: none"> <li>Product consultation with unlimited product hotline inquiry</li> <li>Kitchen planning consultation with pre-installation site measurement</li> <li>Professional installation</li> </ul>	
<b>Recommended Retail Price</b>	HK\$29,800	

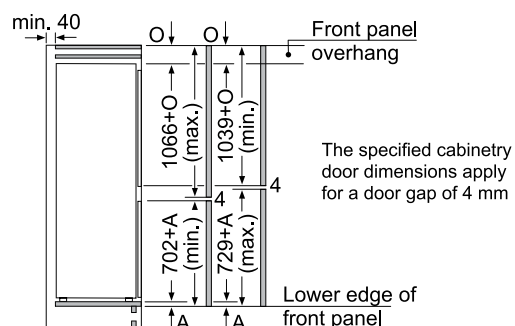
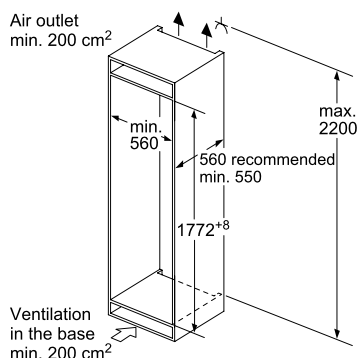
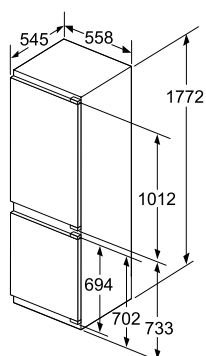




Scan code to find out more

## Built-in 2-door refrigerator, bottom freezer KI86NAF31K

<b>Features</b>	<ul style="list-style-type: none"> <li>No frost</li> <li>2 cooling circuits</li> <li>airFresh filter</li> <li>Digital display and touch control of fridge and freezer sections</li> </ul>	<ul style="list-style-type: none"> <li>Flush folding hinge</li> <li>Door right hinged, reversible</li> <li>Inverter compressor</li> </ul>
<b>Fridge Section</b>	<ul style="list-style-type: none"> <li>hyperFresh plus drawer for fruit &amp; vegetables</li> <li>Super cooling function with automatic deactivation</li> <li>5 safety glass shelves of which 4 are height adjustable, including varioShelf and extendable easyAccess shelf</li> </ul>	<ul style="list-style-type: none"> <li>Large door tray with dairy compartment</li> <li>4 door bins, including 1 extra deep</li> <li>LED interior light on both sides</li> </ul>
<b>Freezer Section</b>	<ul style="list-style-type: none"> <li>Super freezing function with automatic deactivation</li> <li>3 drawers, including 1 bigBox</li> </ul>	<ul style="list-style-type: none"> <li>Vario zone – removable safety glass shelves for extra space</li> <li>Freezing calendar</li> </ul>
<b>Technical Information</b>	<ul style="list-style-type: none"> <li>Total net capacity: 254L</li> <li>Net fridge capacity: 187L</li> <li>Net freezer capacity: 67L</li> <li>Noise level: 39dB</li> </ul>	<ul style="list-style-type: none"> <li>Annual energy consumption: 223kWh</li> <li>Freezing capacity (24hrs): 8kg</li> <li>Storage time in power failure: 13hrs</li> <li>Total connected load: 0.09kW (10A)</li> </ul>
<b>Supplied Accessories</b>	<ul style="list-style-type: none"> <li>2 egg trays</li> <li>1 ice cube tray</li> </ul>	<ul style="list-style-type: none"> <li>2 cool packs</li> </ul>
<b>Appliance Dimensions (H x W x D)</b>	1,772 x 558 x 545mm	
<b>Country of Origin</b>	Germany	
<b>Expert Services</b>	<ul style="list-style-type: none"> <li>Product consultation with unlimited product hotline inquiry</li> <li>Kitchen planning consultation with pre-installation site measurement</li> <li>Professional installation</li> </ul>	
<b>Recommended Retail Price</b>	HK\$24,800	



\* Please ensure the plinth panel is removable.  
Measurements in mm

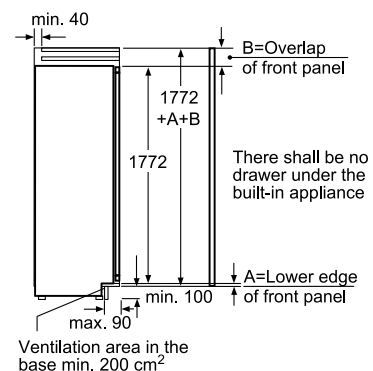
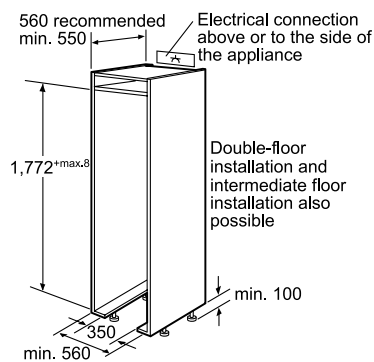
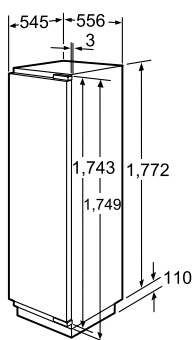
# Cooling – coolConcept



Scan code to find out more

## Built-in 1-door freezer GI38NP61HK

<b>Features</b>	<ul style="list-style-type: none"> <li>• LED display and touch control</li> <li>• Flush folding hinge</li> <li>• Soft closing door</li> <li>• Door left hinged, reversible</li> <li>• Telescopic rail drawers</li> <li>• Inverter compressor</li> </ul>
<b>Freezer Section</b>	<ul style="list-style-type: none"> <li>• No frost</li> <li>• LED interior light</li> <li>• Super freeze function with automatic deactivation</li> <li>• 2 hinged freezer compartments</li> <li>• 5 drawers</li> <li>• 6 glass shelves</li> </ul>
<b>Technical Information</b>	<ul style="list-style-type: none"> <li>• Total net capacity: 210L</li> <li>• Noise level: 40dB</li> <li>• Annual energy consumption: 239kWh</li> <li>• Freezing capacity (24hrs): 18kg</li> <li>• Storage time in power failure: 11hrs</li> <li>• Total connected load: 0.12kW (10A)</li> </ul>
<b>Supplied Accessories</b>	<ul style="list-style-type: none"> <li>• 2 cool packs</li> <li>• 1 ice cube tray</li> </ul>
<b>Appliance Dimensions (H x W x D)</b>	1,772* x 556 x 545mm <span style="float: right;">* exclude the height of the base compressor: 110mm</span>
<b>Country of Origin</b>	Germany
<b>Expert Services</b>	<ul style="list-style-type: none"> <li>• Product consultation with unlimited product hotline inquiry</li> <li>• Kitchen planning consultation with pre-installation site measurement</li> <li>• Professional installation</li> </ul>
<b>Recommended Retail Price</b>	<b>HK\$30,800</b>

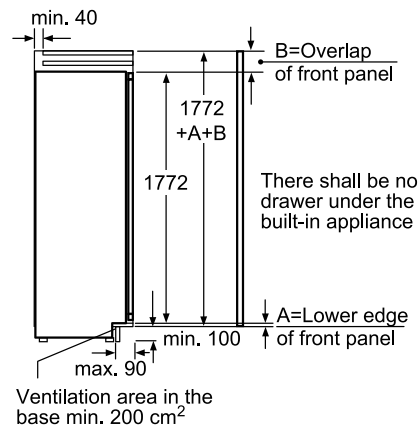
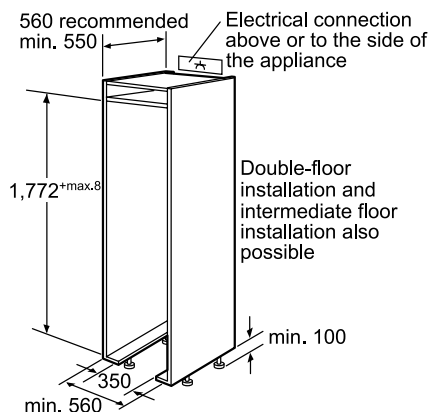
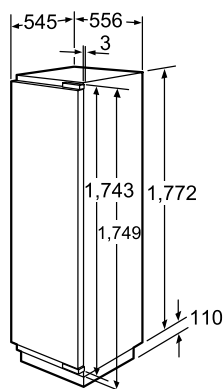




Scan code to find out more

## Built-in 1-door fridge KI42FP61HK

<b>Features</b>	<ul style="list-style-type: none"> <li>• 2 cooling circuits</li> <li>• LED display and touch control</li> <li>• Flush folding hinge</li> <li>• Soft closing door</li> </ul>	<ul style="list-style-type: none"> <li>• Door right hinged, reversible</li> <li>• Telescopic rail drawers</li> <li>• Inverter compressor</li> </ul>
<b>Freezer Section</b>	<ul style="list-style-type: none"> <li>• Super cool function with automatic deactivation</li> <li>• 3 height adjustable safety glass shelves, including 1 with easyLift</li> <li>• 4 drawers</li> </ul>	<ul style="list-style-type: none"> <li>• 1 divider box</li> <li>• Large door tray with dairy compartment</li> <li>• 4 door bins, including 1 extra deep &amp; 3 with easyLift</li> <li>• LED interior light on both sides</li> </ul>
<b>hyperFresh premium 0°C Compartment</b>	<ul style="list-style-type: none"> <li>• 2 upper drawers for fish &amp; meat, the lowest drawer with humidity filter for fruit &amp; vegetables</li> </ul>	<ul style="list-style-type: none"> <li>• LED interior light</li> </ul>
<b>Technical Information</b>	<ul style="list-style-type: none"> <li>• Total net capacity: 299L, including 76L hyperFresh premium 0°C</li> <li>• Noise level: 39dB</li> </ul>	<ul style="list-style-type: none"> <li>• Annual energy consumption: 124kWh</li> <li>• Total connected load: 0.12kW (10A)</li> </ul>
<b>Supplied Accessory</b>	2 egg trays	
<b>Appliance Dimensions (H x W x D)</b>	1,772* x 556 x 545mm	* exclude the height of the base compressor: 110mm
<b>Country of Origin</b>	Germany	
<b>Expert Services</b>	<ul style="list-style-type: none"> <li>• Product consultation with unlimited product hotline inquiry</li> <li>• Kitchen planning consultation with pre-installation site measurement</li> <li>• Professional installation</li> </ul>	
<b>Recommended Retail Price</b>	HK\$28,800	



\* Please ensure the plinth panel is removable.  
Measurements in mm

# Cooling



KU15LA65HK



KU15RA65HK



## Built-in refrigerator

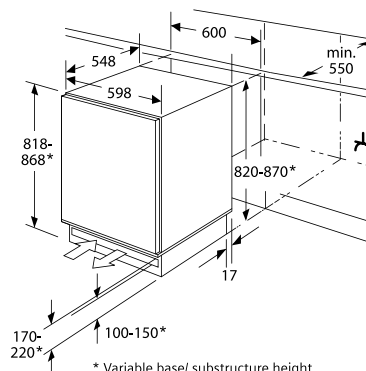
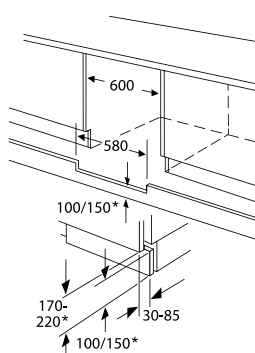
**KU15LA65HK**



## Built-in fridge

**KU15RA65HK**

<b>Features</b>	<ul style="list-style-type: none"> <li>Interior temperature control</li> <li>Flush folding hinge</li> <li>Soft closing door</li> <li>Door right hinged, reversible</li> <li>Integrated freezer compartment</li> </ul>	<ul style="list-style-type: none"> <li>Interior temperature control</li> <li>Flush folding hinge</li> <li>Soft closing door</li> <li>Door right hinged, reversible</li> </ul>
<b>Fridge Section</b>	<ul style="list-style-type: none"> <li>2 safety glass shelves of which 1 is height adjustable</li> <li>1 vegetable container</li> <li>Pull-out tray</li> <li>3 door trays including 1 extra deep</li> </ul>	<ul style="list-style-type: none"> <li>3 safety glass shelves of which 2 are height adjustable</li> <li>1 vegetable container</li> <li>Pull-out tray</li> <li>3 door trays including 1 extra deep</li> </ul>
<b>Freezer Section</b>	Manual defrost	—
<b>Technical Information</b>	<ul style="list-style-type: none"> <li>Total net capacity: 125L</li> <li>Net fridge capacity: 110L</li> <li>Net freezer capacity: 15L</li> <li>Noise level: 38dB</li> <li>Annual energy consumption: 140kWh</li> <li>Freezing capacity (24 hrs): 2kg</li> <li>Storage time in power failure: 12 hrs</li> <li>Total connected load: 0.09kW (10A)</li> </ul>	<ul style="list-style-type: none"> <li>Net capacity: 141L</li> <li>Noise level: 38dB</li> <li>Annual energy consumption: 92kWh</li> <li>Total connected load: 0.09kW (10A)</li> </ul>
<b>Supplied Accessories</b>	<ul style="list-style-type: none"> <li>1 egg tray</li> <li>1 ice cube tray</li> </ul>	1 egg tray
<b>Appliance Dimensions (H x W x D)</b>	818-868 x 598 x 548mm	818-868 x 598 x 548mm
<b>Country of Origin</b>	Germany	Germany
<b>Expert Services</b>	<ul style="list-style-type: none"> <li>Product consultation with unlimited product hotline inquiry</li> <li>Kitchen planning consultation with pre-installation site measurement</li> <li>Professional installation</li> </ul>	<ul style="list-style-type: none"> <li>Product consultation with unlimited product hotline inquiry</li> <li>Kitchen planning consultation with pre-installation site measurement</li> <li>Professional installation</li> </ul>
<b>Recommended Retail Price</b>	<b>HK\$15,800</b>	<b>HK\$14,800</b>



Space for electrical connection next to the appliance on the left or right-hand side. Ventilation in the base.



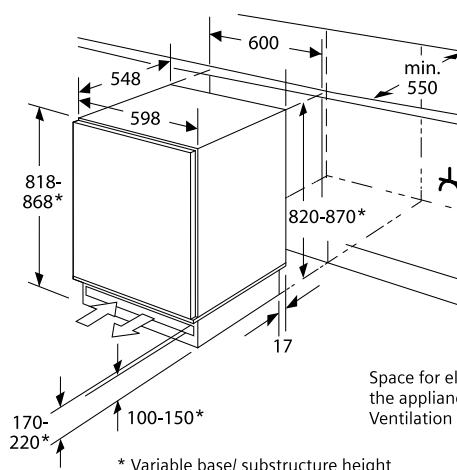
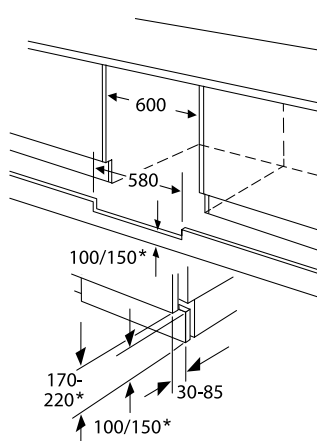


Scan code to find out more



### Built-in freezer GU15DA55

<b>Features</b>	<ul style="list-style-type: none"> <li>• Interior temperature control</li> <li>• Soft closing door</li> <li>• Door right hinged, reversible</li> </ul>
<b>Freezer Section</b>	<ul style="list-style-type: none"> <li>• Super freeze function</li> <li>• Manual defrost</li> <li>• 3 drawers</li> <li>• Freezing calendar</li> <li>• Audible and visual alarm</li> </ul>
<b>Technical Information</b>	<ul style="list-style-type: none"> <li>• Total net capacity: 98L</li> <li>• Noise level: 38dB</li> <li>• Annual energy consumption: 184kWh</li> <li>• Freezing capacity (24 hrs): 12kg</li> <li>• Storage time in power failure: 23 hrs</li> <li>• Total connected load: 0.09kW (10A)</li> </ul>
<b>Supplied Accessories</b>	<ul style="list-style-type: none"> <li>• 2 cool packs</li> <li>• 1 ice cube tray</li> </ul>
<b>Appliance Dimensions (H x W x D)</b>	818-868 x 598 x 548mm
<b>Country of Origin</b>	Germany
<b>Expert Services</b>	<ul style="list-style-type: none"> <li>• Product consultation with unlimited product hotline inquiry</li> <li>• Kitchen planning consultation with pre-installation site measurement</li> <li>• Professional installation</li> </ul>
<b>Recommended Retail Price</b>	<b>HK\$15,800</b>



\* Variable base/ substructure height

\* Please ensure the plinth panel is removable.  
Measurements in mm



**Flexibly adapts to space requirements: the flexShelf**  
The flexShelf is made up of two interconnected shelves, the top shelf is made of safety glass and the lower shelf is attached to it by metal supports. This lower shelf when pulled down, gives you an extra compartment for bottles or a cake plate. Or, take it away to create a single large space, ideal for items like big salad bowls.



**easyAccess glass shelves**  
This extendable glass shelf can be slid out smoothly, so that you can reach the food at the back of the fridge.



**hyperFresh plus vegetable drawer**  
The hyperFresh plus vegetable drawer keeps vegetables, salad and fruit fresh and prevent from drying out, thus preserving precious vitamins, keeping it longer crisp, flavoursome and more nutritious.



# Luxury with all the convenience: twinCool single fridge and freezer



### Ice twister box

Ice cubes from the storage tray in a simple, easy and hygienic way.



### Two extra-large bigBox for large food items in freezer

The bigBox is 27cm high and provides enough room for several pizzas. Store a turkey or put large freezer containers in the roomy bigBox with ease.



# Cooling – twinCool



<b>Grade 1</b> HK energy label	<b>A++</b> Energy	anti Fingerprint	freshSense
LED-light	safetyGlass	easyLift	hyperFresh plus
telescopic Drawer	superCooling	flexShelf	easyAccess glass shelves



\* While stocks last



Scan code to find out more

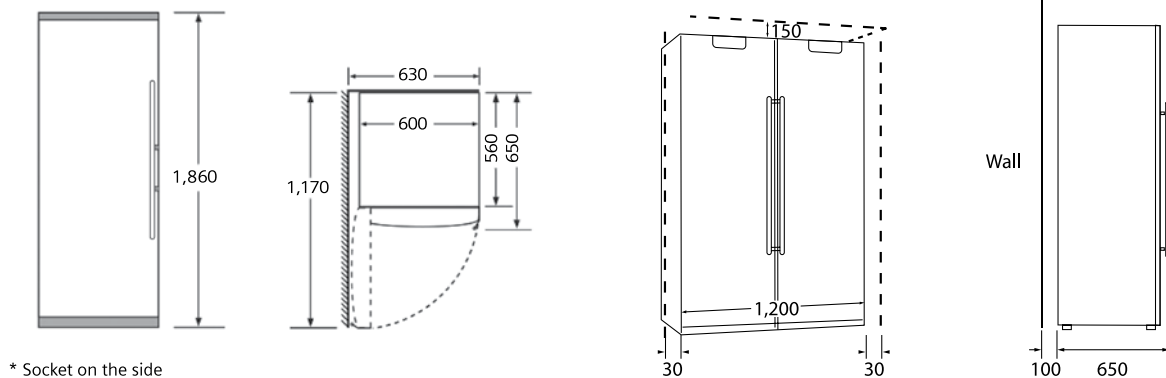
KS36VAI31 GS36NAI31

## Freestanding fridge KS36VAI31


Always place the fridge KS36VAI31 on the left side for a side-by-side arrangement.

<b>Door Design</b>	antiFingerprint stainless steel	
<b>Features</b>	<ul style="list-style-type: none"> <li>• LED electronic digital temperature control</li> <li>• Super cool function with automatic deactivation</li> <li>• Interior ventilator</li> <li>• airFresh filter</li> <li>• hyperFresh plus drawer</li> <li>• Vegetable drawer on telescopic rail</li> <li>• LED illumination light</li> </ul>	<ul style="list-style-type: none"> <li>• 6 safety glass shelves of which 5 are height adjustable, including flexShelf and easyAccess glass shelves</li> <li>• 5 door bins including 1 with easyLift and 1 dairy compartment</li> <li>• Door left hinged, reversible</li> </ul>
<b>Technical Information</b>	<ul style="list-style-type: none"> <li>• Net capacity: 346L</li> <li>• Noise level: 39dB</li> <li>• Annual energy consumption: 112kWh</li> <li>• Total connected load: 0.09kW (10A)</li> </ul>	
<b>Supplied Accessory</b>	1 egg tray	
<b>Optional Accessory</b>	Connection set (KS36ZAL00)	
<b>Appliance Dimensions (H x W x D)</b>	1,860 x 600 x 600 (650*)mm	* Include door handle
<b>Country of Origin</b>	Spain	
<b>Expert Services</b>	<ul style="list-style-type: none"> <li>• Product consultation with unlimited product hotline inquiry</li> <li>• Kitchen planning consultation with pre-installation site measurement</li> <li>• Professional installation</li> </ul>	
<b>Recommended Retail Price</b>	<b>HK\$22,800</b>	

Recommended ventilation space



\* Socket on the side



\* While stocks last



KS36VAI31 GS36NAI31



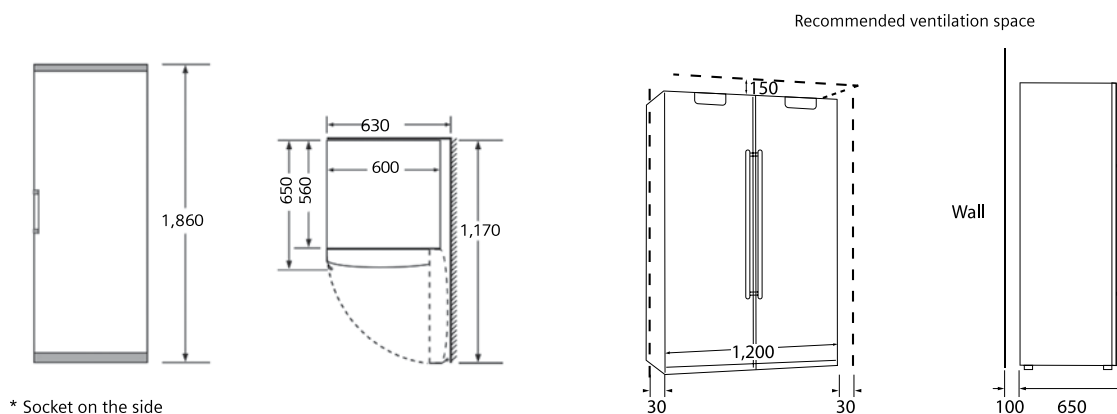
Scan code to find out more

## Freestanding freezer

GS36NAI31

Always place the fridge KS36VAI31 on the left side for a side-by-side arrangement.

<b>Door Design</b>	antiFingerprint stainless steel	
<b>Features</b>	<ul style="list-style-type: none"> <li>No frost</li> <li>LED electronic digital temperature control</li> <li>Super freeze function with automatic deactivation</li> <li>multiAirflow</li> <li>Multi-Alarm-System with memory function and door open warning tone</li> <li>LED illumination light</li> </ul>	<ul style="list-style-type: none"> <li>Ice twister box</li> <li>Vario Zone: 6 removable safety glass shelves for extra space</li> <li>2 freezer compartments with flap door</li> <li>5 freezer drawers, including 2 bigBox</li> <li>Freezing calendar</li> <li>Door right hinged, reversible</li> </ul>
<b>Technical Information</b>	<ul style="list-style-type: none"> <li>Net capacity: 237L</li> <li>Noise level: 42dB</li> <li>Annual energy consumption: 234kWh</li> <li>Freezing capacity (24hrs): 20kg</li> <li>Storage time in power failure: 25hrs</li> <li>Total connected load: 0.09kW (10A)</li> </ul>	
<b>Supplied Accessories</b>	<ul style="list-style-type: none"> <li>3 cool packs</li> <li>1 ice cube tray</li> </ul>	
<b>Optional Accessory</b>	Connection set (KS36ZAL00)	
<b>Appliance Dimensions (H x W x D)</b>	1,860 x 600 x 600 (650*)mm	* Include door handle
<b>Country of Origin</b>	Spain	
<b>Expert Services</b>	<ul style="list-style-type: none"> <li>Product consultation with unlimited product hotline inquiry</li> <li>Kitchen planning consultation with pre-installation site measurement</li> <li>Professional installation</li> </ul>	
<b>Recommended Retail Price</b>	HK\$26,800	





# Superb styling, superb freshness: coolDuo side by side refrigerator



## Dual Cooling System

The fridge and freezer are powered by separate evaporators and cooling circuits, together with independent temperature control to make sure that no transference of odour and humidity occurs between the fridge and freezer compartments.



## The automatic ice water dispenser

It can be preset to one of three different modes: ice cubes, crushed ice or cold water. At a gentle touch of the blue-light button, you can enjoy whichever you most desire. Besides, the LED lighting around the arc of dispenser provides extra illumination with a beautiful and appealing effect.



## Everything in view and under control

The easyAccess extendable glass shelves you always gives a good overview of your stored food. The frameless glass shelves are elegant and robust. They can be pulled out up to the middle and loaded easily. Pulling them out is easy and they won't tip even when fully loaded.



## Siemens offers free water filter replacement service

A one-time free water filter replacement service is available within the first year of purchase. No extra charge will be applied for filter cartridge and installation.

Side-by-side refrigerator equipped with an ice water dispenser comes with a water filter replacement indicator. When the "filter change" alert is lit up on the display panel, simply call Siemens Customer Service Hotline to make an appointment for water filter replacement service.



Discover the benefits of  
**Dual Cooling System**

Scan our QR code to find out more.



**bigBox**

The bigBox has the roomy capacity for storing large frozen goods and stack freezer containers. Ideal for the holidays and entertaining.



**hyperFresh plus**

Food lasts longer in the specialist drawer and keeps in nutrients and minerals that help to create a delicious meal.




**Ultimate in quality and convenience**

The easyLift glass shelves can be adjusted up and down single-handedly to accommodate various food load and container sizes.



**Discover the coolDuo side by side refrigerator**  
Scan our QR code to find out more.

**bottleRack**  
A premium full width chrome bottle rack provides professional quality storage of wine, all beautifully presented and conveniently accessible.






# Cooling – coolDuo



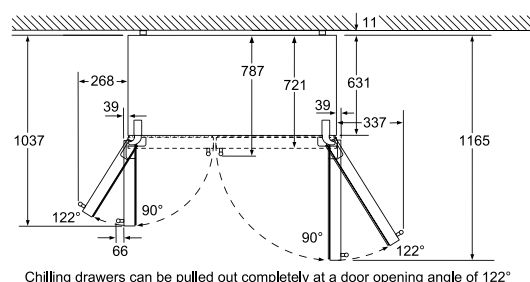
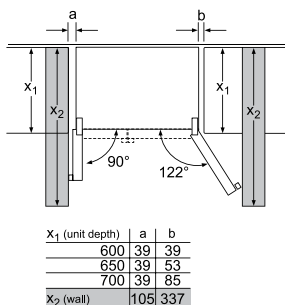
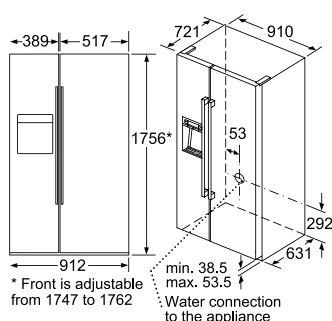
<b>Grade 1</b> HK energy label	<b>A++</b> Energy	noFrost	2 Cooling System
Exterior temp. control	multiAirflow System	airFresh filter	freshSense
LED-Light	safetyGlass	easyLift	telescopic Drawer
superCooling	superFreezing	bigBox	



Scan code to find out more

## Side-by-side refrigerator KA92DSB30

<b>Features</b>	<ul style="list-style-type: none"> <li>Sleek black glass door</li> <li>No frost</li> <li>Dual cooling system – no transfer of odours</li> <li>Flushed in ice-water dispenser (IWD) with LED lighting and child lock</li> <li>High storage net capacity – 541L</li> <li>Water filter for the ice-water dispenser</li> </ul>	<ul style="list-style-type: none"> <li>In door electronic with LED display and touchControl</li> <li>freshSense – sensor system for optimised temperature control</li> <li>3 energy saving modes: eco, vacation and sabbatical mode, Clock and timer</li> <li>Inverter compressor</li> </ul>
<b>Fridge Section</b>	<ul style="list-style-type: none"> <li>Super cool function with automatic deactivation</li> <li>LED interior light</li> <li>multiAirflow system</li> <li>airFresh filter with antiBacteria</li> <li>4 safety glass shelves including 1 with easyLift</li> </ul>	<ul style="list-style-type: none"> <li>hyperFresh plus drawer for fish and meat</li> <li>2 extendable drawers including 1 hyperFresh plus drawer with humidity control</li> <li>Bottle rack</li> <li>5 door bins, including 2 extra deep</li> <li>Dairy compartment</li> </ul>
<b>Freezer Section</b>	<ul style="list-style-type: none"> <li>Super freeze function with automatic deactivation</li> <li>LED interior light</li> </ul>	<ul style="list-style-type: none"> <li>3 safety glass shelves of which 2 are height adjustable</li> <li>2 extendable drawers including 1 bigBox</li> <li>4 door trays</li> </ul>
<b>Technical Information</b>	<ul style="list-style-type: none"> <li>Total net capacity: 541L</li> <li>Fridge net capacity: 368L</li> <li>Freezer net capacity: 173L</li> <li>Noise level: 42dB</li> </ul>	<ul style="list-style-type: none"> <li>Annual energy consumption: 348kWh</li> <li>Freezing capacity (24hrs): 12kg</li> <li>Storage time in power failure: 12hrs</li> <li>Total connected load: 0.19kW (10A)</li> </ul>
<b>Supplied Accessories</b>	<ul style="list-style-type: none"> <li>Fridge: 1 egg tray</li> </ul>	<ul style="list-style-type: none"> <li>Freezer: 2 cool packs</li> </ul>
<b>Appliance Dimensions (H x W x D)</b>	1,756 x 912 x 732 (798*)mm	* Include door handle
<b>Country of Origin</b>	China	
<b>Expert Services</b>	<ul style="list-style-type: none"> <li>Product consultation with unlimited product hotline inquiry</li> <li>Kitchen planning consultation with pre-installation site measurement</li> <li>Professional installation</li> </ul>	
<b>Recommended Retail Price</b>	<b>HK\$31,800</b>	





# When French styling meets German ingenuity: French Door Refrigerator



### hyperFresh premium 0°C

The innovative hyperFresh cooling technology features two humidity zones which provide the optimum humidity for individual foods. The “dry” hyperFresh zone is perfect for storing sausage, cheese, meat and fish. The “moist” hyperFresh zone provides the perfect environment for fruit and vegetables and ensures that freshness, flavour and nutritional value are retained for longer.



### 3 Separate Temperature Controls

Absolute storage flexibility and freshness with 3 temperature zones, each zone separately regulated and keeps food smell separately.



### telescopic Drawer

Easy access drawers with telescopic rails are powerful enough to take the weight of drawers and their contents, telescopic rails provide convenience when preparing meals.



### Generous freezer capacity

With 106L accessible freezer capacity, two generous drawers fully extend and reduce storage-access problems. You can store most-often-used frozen foods in the higher drawer for easier access and bulk freeze in the other.

### In-door electronic controls

Precision control at the touch of a button. The in-door LCD display allows the optimum temperature for food to be maintained easily, which in turn keeps your food fresher for longer.





**snackBox**

The ideal storage box system for open food and snacks, also great for dips and salsa. Comes with lids for longer freshness. And a box for 20 eggs.



**easyLift**

The Siemens easyLift is height adjustable at the turn of a hand even when the shelves or racks are fully loaded.



**LED light**

Bright, long-life and maintenance-free LED lights are integrated into the side walls. With the light aimed slightly towards the rear, the light neither shines directly into your eyes, nor can be blocked by objects stored in your refrigerator.



# Cooling – French door



<b>Grade 1</b> HK energy label	<b>A+</b> Energy	anti Fingerprint	noFrost
separate control	Exterior temp. control	LED-Light	safetyGlass
easyLift	hyperFresh premium 0°C	telescopic Drawer	superCooling
superFreezing	iceTwister	snackBox	

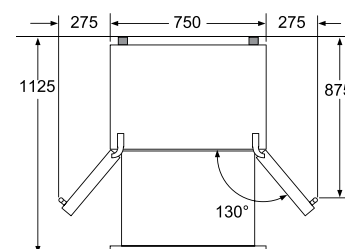
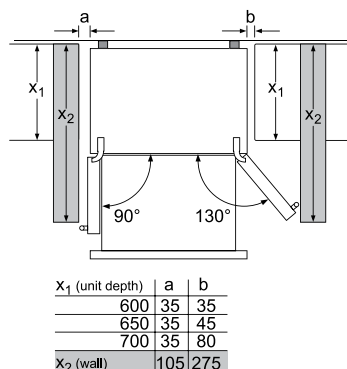
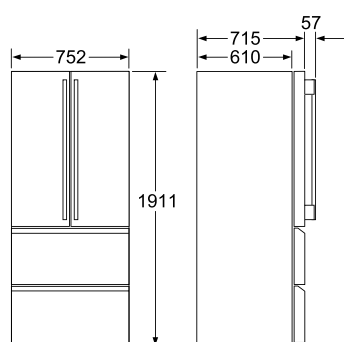


Scan code to find out more


## French door refrigerator

**KM40FAI20**

<b>Features</b>	<ul style="list-style-type: none"> <li>• antiFingerprint stainless steel colour door</li> <li>• No frost</li> <li>• 3 cooling systems – no transfer of odours</li> <li>• High storage net capacity - 400L</li> <li>• In door electronic with LCD display and touchControl</li> </ul>	<ul style="list-style-type: none"> <li>• freshSense - sensor system for optimised temperature control</li> <li>• 3 special functions: fresh, vacation, eco mode</li> <li>• Safety child lock and timer</li> <li>• Inverter compressor</li> </ul>
<b>Fridge Section</b>	<ul style="list-style-type: none"> <li>• Super cool function with automatic deactivation</li> <li>• LED interior light</li> <li>• hyperFresh premium 0°C drawer with humidity filter</li> <li>• 2 hyperFresh premium 0°C drawers for fish and meat</li> </ul>	<ul style="list-style-type: none"> <li>• magicStorage drawer with flexible boxes and egg tray</li> <li>• 3 safety glass shelves of which 2 are height adjustable</li> <li>• 5 door bins including 2 easyLift door shelves</li> <li>• Dairy compartment</li> </ul>
<b>Freezer Section</b>	<ul style="list-style-type: none"> <li>• Super freeze function with automatic deactivation</li> </ul>	<ul style="list-style-type: none"> <li>• 2 pull out drawers with extension rail system</li> <li>• iceTwister</li> </ul>
<b>Technical Information</b>	<ul style="list-style-type: none"> <li>• Total net capacity: 400L</li> <li>• Fridge net capacity: 206L</li> <li>• hyperFresh zone net capacity: 88L</li> <li>• Freezer net capacity: 106L</li> <li>• Noise level: 43dB</li> </ul>	<ul style="list-style-type: none"> <li>• Annual energy consumption: 379kWh</li> <li>• Freezing capacity (24hrs): 18kg</li> <li>• Storage time in power failure: 18hrs</li> <li>• Total connected load: 0.17kW (10A)</li> </ul>
<b>Supplied Accessories</b>	<ul style="list-style-type: none"> <li>• Fridge: 5 flexible boxes and egg tray, Bottle holder</li> <li>• Freezer: 2 cool packs</li> </ul>	
<b>Appliance Dimensions (H x W x D)</b>	1,911 x 752 x 715 (772*)mm Please reserve an additional depth for ventilation purpose	* Include door handle
<b>Country of Origin</b>	China	
<b>Expert Services</b>	<ul style="list-style-type: none"> <li>• Product consultation with unlimited product hotline inquiry</li> <li>• Kitchen planning consultation with pre-installation site measurement</li> <li>• Professional installation</li> </ul>	
<b>Recommended Retail Price</b>	<b>HK\$19,900</b>	



# Wine Cooler



Why not preserve your vintage wines with the Siemens wine cooler? It holds up to 32 bottles at the preferred temperature and gives you the cellar you've always wanted. The tinted frameless glass door with matching stainless steel handle gives your kitchen a sophisticated look.

# Cooling – Wine cooler



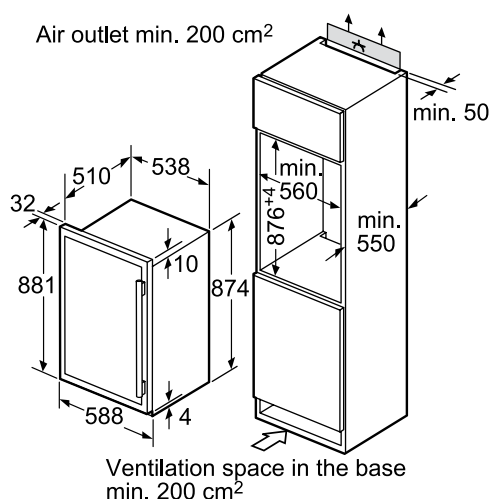
Scan code to find out more



## Built-in wine cooler

**KF18WA41IE**

<b>Features</b>	<ul style="list-style-type: none"> <li>• touchLight – interior light activated by touch sensitive handle</li> <li>• Electronically regulated LED control panel</li> <li>• Super cool function with automatic deactivation</li> <li>• UV protected tinted glass door with stainless steel handle</li> <li>• 4 shelves with contoured bottle racks for vibration free storage</li> <li>• One flat glass shelf for small bottles or party food</li> <li>• Left-hinged door only</li> </ul>
<b>Technical Information</b>	<ul style="list-style-type: none"> <li>• Net capacity: 149L</li> <li>• Storage:                             <ul style="list-style-type: none"> <li>-32 bottles (0.75L)</li> <li>-28 bottles (1L)</li> </ul> </li> <li>• Adjustable temperature from 6°C - 14°C</li> <li>• Noise level: 37dB</li> <li>• Annual energy consumption: 261kWh</li> <li>• Total connected load: 0.09kW (10A)</li> </ul>
<b>Appliance Dimensions (H x W x D)</b>	874 x 538 x 542 (592*)mm <span style="float: right;">* Include door handle</span>
<b>Frame Dimensions (H x W x D)</b>	881 x 588 x 32mm
<b>Country of Origin</b>	Germany
<b>Expert Services</b>	<ul style="list-style-type: none"> <li>• Product consultation with unlimited product hotline inquiry</li> <li>• Kitchen planning consultation with pre-installation site measurement</li> <li>• Professional installation</li> </ul>
<b>Recommended Retail Price</b>	<b>HK\$26,800</b>









# Dishwasher

Our dishwashers save time and energy alongside with complete flexibility and versatility. They also come fully equipped with an array of innovative technology, stylish design and user-friendly functions.

# Do your family bonding while I do your dishwashing

Making life easier with Dishwashers from Siemens.



## **Delegate your cleaning.**

Indulge in your favorite activities after a well-deserved meal. “Just live life” Siemens dishwasher will take care of the rest.

## **Free from bacteria and germs.**

Siemens dishwasher can reach up to 70°C high temperature during the rinsing cycle, killing 99.99%<sup>1</sup> of all bacteria, giving you the most hygienic wash possible.

## **Deploy Siemens’ intelligent toops.**


Siemens dishwashers have built-in intelligent sensors. They can intelligently adjust the water consumption, temperature and cycle time, ensuring your dishes are always perfectly cleaned and dried, saving time and energy.

<sup>1</sup> 99.99% reduction on Escherichia coli, Staphylococcus aureus, test report HKGEC1700301402 (dated 02/18), HKGEC1700303101 (dated 05/17), HKGEC1700303202 (dated 02/18), HKGEC1700303301 (dated 05/17), HKGEC1700350301 (dated 05/17) issued by SGS Hong Kong Limited.

# Dishwasher vs. Traditional washing

There are many reasons to own a dishwasher:


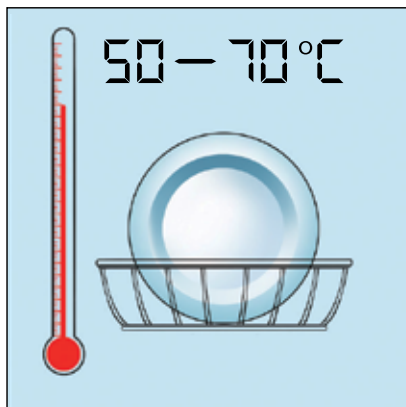
## Dishwasher



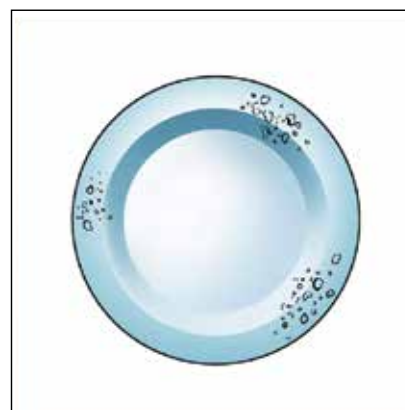
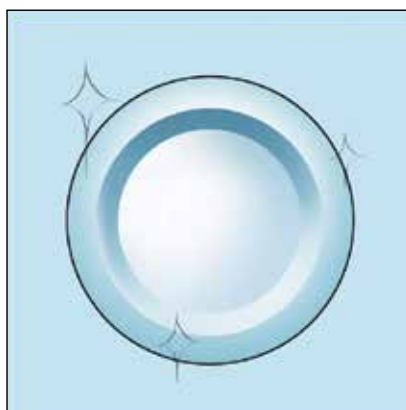
## Hand wash



1) Protect the environment by saving 87%<sup>1</sup> of water.



2) Remove 99.99%<sup>2</sup> of all bacteria and germs, protecting your family against Salmonella and E.coli.



3) High water pressure, giving you an effective wash, without damaging your delicate china or glassware.

<sup>1</sup> Assuming 60 litres of water is used for hand washing per day. Apply to SN578S36TE using Eco Wash 50°C Programme.

<sup>2</sup> 99.99% reduction on Escherichia coli, Staphylococcus aureus, test report HKGEC1700301402 (dated 02/18), HKGEC1700303101 (dated 05/17), HKGEC1700303202 (dated 02/18), HKGEC1700303301 (dated 05/17), HKGEC1700350301 (dated 05/17) issued by SGS Hong Kong Limited.

# Saving energy and resources naturally with Zeolith®

### Cutting edge technology

Using advanced drying technologies, Siemens dishwashers keep energy consumption to a minimum. Thanks to Zeolith®. Zeolith® is a form of naturally occurring ability to absorb moisture and convert it to heat. This heat is then used for drying, which means no additional energy is required for this process (as different from standard drying system).

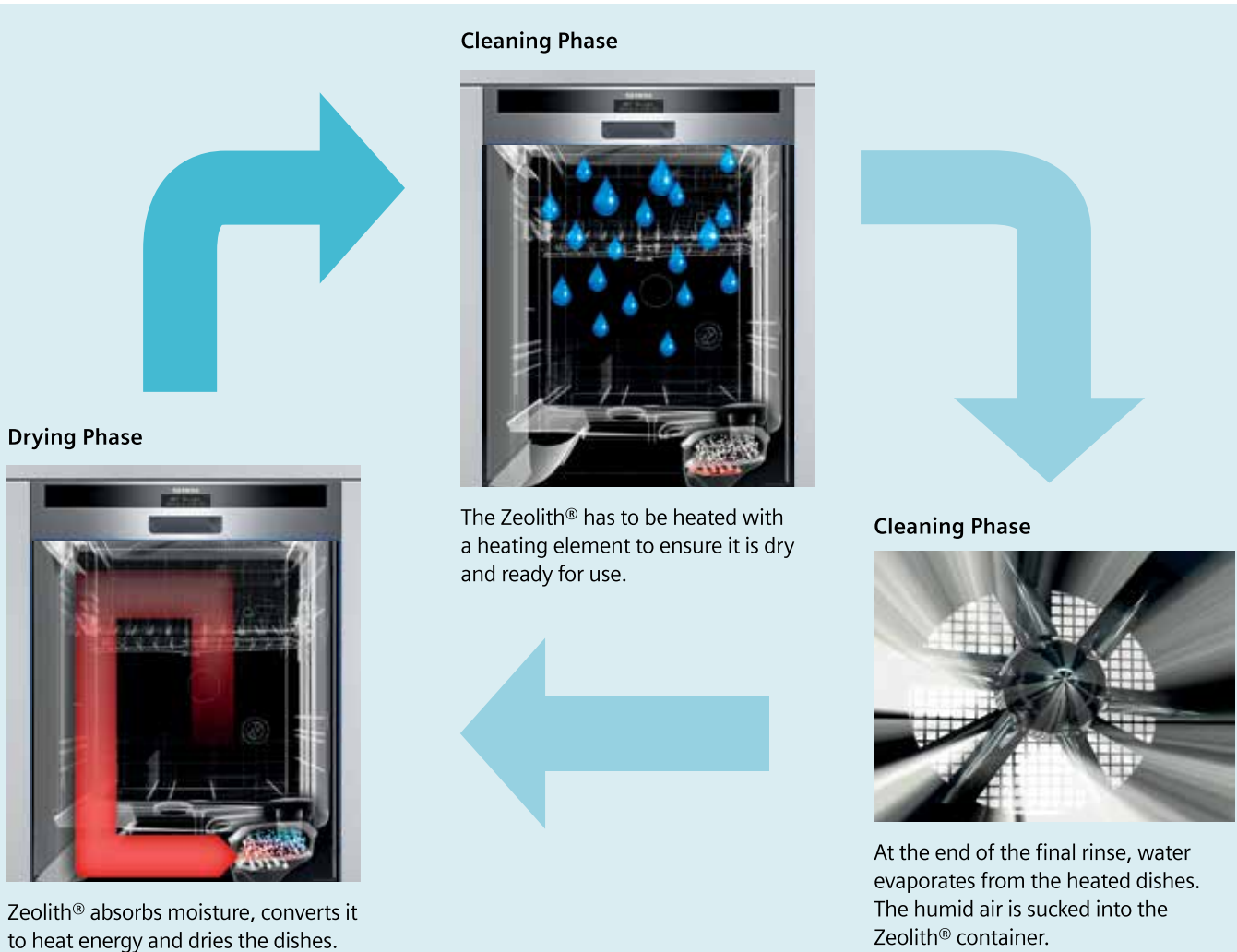
### Award winning technology

Siemens' Zeolith® dishwasher has been awarded the "Innovation Prize for Climate and Environment" by originations. This affirms Zeolith® drying technology's dedication to environmental protection and excellent energy efficiency.



Discover the benefits of Zeolith® dishwasher

Scan our QR code to find out more.



**iQdrive**

Innovative frictionless, brushless magnetic motor – iQdrive, eliminates wear and tear that arises from other machines. So whether you're using the eco setting, or intensive programme, the high performance motor will give you cleaning results just as perfect and energy efficient as the first time you use it, wash after wash.



iQdrive





With Siemens dishwasher, everything is under control.



**Take your time and let the dishwasher do the rest**

The Auto Wash 45°C - 65°C washing programme with intensiveZone option can help to clean the dirty dishes as well as the wok and pot after a meal.



**Care for your loved ones**

Hygiene is very important for a healthy family. Use the Intensive Wash 70°C washing programme with hygienePlus option to wash and sterilize your utensils, cutlery and milk bottles. During the rinse cycle, a high temperature of approximately 70°C is maintained for an extra period of time, killing many of the bacteria and germs, so your loved ones are well protected.



**Host parties with ease**

During a party, a lot of dishes would require a quick wash for reuse again, the Quick Wash 45°C washing programme would become handy at this point. A full load of dishes could be washed around 35 minutes. The Extra Dry option can be added to ensure the dishes are dry.

varioSpeed  
Plus

Extra Dry

### Sometime things have to be done fast

If you need clean plates in a hurry, varioSpeed Plus is the perfect time saver. When activated, the washing time is reduced by up to 66%. \* Apply Extra Dry to ensure better drying performance.

\* Does not apply to the Pre-rinse or Quick Wash cycle



glass 40



Shine &amp; Dry

### Treasure your wine glasses


Washing the delicate wine glasses is not easy, but with Siemens dishwasher anything is possible. Simply place the glasses on the wine glass tray and apply the security lock; select the Glass Wash 40°C washing programme with Shine & Dry option. The result: delicate glasses look as good as new, producing better result than washing by hand.

42 dB  
nightProgram42 dB  
Extremely  
quiet

### So quiet, you won't notice the difference

The noise of washing dishes after a late dinner could be very disturbing, specially if you have an open-plan kitchen. Choose Night Wash program 50°C from Siemens dishwasher with only 42 decibels making them even quieter than whispering.

# A little extra...



### Large items? No problem

Large items such as baking trays and oven shelves can be washed simply by removing the upper basket and attaching the large item spray head.



### 10-year anti-rust warranty

Due to advanced materials and manufacturing technologies, in addition to our standard appliance warranty, we provide a 10-year free warranty against rusting-through of the dishwasher's inner cavity.



### Greater overview, more convenience: TFT-Display

The clearText TFT-Display clearly shows all selected programme information at a glance. The information button allows you to quickly discover available programmes and options with ease, as well as check the start, end and running times.



### Quickly see if the dishwasher is running

Useable on any surface of any colour, the innovative timeLight projects the remaining time of the cycle on to the floor. With quiet dishwashers, this solution lets you know the dishwasher is running at a glance. The equally innovative infoLight also projects a dot of light onto the floor to show the dishwasher is running.





**Full power in a small space:** The less space, the more valuable it is. Siemens 45cm dishwasher is ideal for small but luxury kitchen. Benefitting from 2 spray arms under the top basket, duoPower ensures that dishes in all areas receive the best possible clean. The dishwasher also possesses A++ energy efficiency rating and washes up to 10 standard place settings with 9.5 litres of water.

◀ 45 cm ▶

Width



duoPower



# Loading dishes is easier than ever

## Loading and unloading with a single hand

The high quality easy glide telescopic rail in our dishwasher enable the baskets to slide smoothly and almost without any help on all 3 basket levels.

### Designed for Asian utensils

The varioFlex Pro basket creates extra room for pots, pans and bulky items. With an optimised lower basket design for large bowls and adjustable tines highlighted with blue Touchpoints, your dishwasher can adapt to any load easily.



**varioFlex Pro basket system and varioDrawer Pro – ultimate flexibility**

By adding the extra drawer for the cutlery, varioDrawer Pro removes the need for a cutlery basket and results in more space for the varioFlex Pro washing basket. Perfect for the extra-large dinner party and making after dinner clean up quick and simple.

The varioDrawer Pro has great flexibility, the foldable rack at the front can make room for wide-handled knives and utensils. By pressing the button on the left and right hand side of the trays, you get extra room for espresso cups, tea cups and coffee cups.

Enjoy fewer washes with increased flexibility.



**Create more room above, or below**

rackMatic Plus™ allows you to effortlessly adjust the height of the top basket through three different levels to provide you with ultimate loading flexibility.



So flexible, it is suitable for all type of culinary.

# The best in technology and design



The iQ700 Zeolith® dishwasher with openAssist and varioHinge gives you a dishwasher that is easy to use and designed to perform.

With door openAssist function, you can open fully integrated dishwashers by simply touching the front of the unit, making loading and unloading easy.

The varioHinge is the optimal solution for installing your dishwasher as the fully integrated front panel moves up slightly when the machine is opened. This removes the need to have large gaps when dishwashers are installed at a high level.

The extraordinary design fits perfectly into your kitchen.



<b>A+++</b> Energy	<b>A</b> Drying	<b>9.5 L</b> Water	<b>Zeolith®-Drying</b>
<b>varioFlex Pro basket</b>	<b>varioSpeed Plus</b>	<b>hygienePlus</b>	<b>Shine &amp; Dry</b>
<b>varioHinge</b>	<b>openAssist</b>	<b>Easy glide rack</b>	<b>emotionLight</b>



Scan code to find out more

### 60cm fully integrated Zeolith® dishwasher SN778D06TE

<b>Capacity</b>	13 place settings					
<b>8 Programmes</b>	<ul style="list-style-type: none"> <li>• Auto Wash 65°C - 75°C</li> <li>• Auto Wash 45°C - 65°C</li> <li>• Auto Wash 35°C - 45°C</li> <li>• Eco Wash 50°C</li> </ul>	<ul style="list-style-type: none"> <li>• Night Wash 50°C</li> <li>• Glass Wash 40°C</li> <li>• Quick Wash 45°C</li> <li>• Pre Rinse</li> </ul>				
<b>Functions</b>	<ul style="list-style-type: none"> <li>• varioSpeed Plus</li> <li>• hygienePlus</li> <li>• intensiveZone</li> </ul>	<ul style="list-style-type: none"> <li>• Shine &amp; Dry (High gloss drying)</li> <li>• Half load</li> <li>• Wi-Fi ready</li> </ul>				
<b>Technology</b>	<ul style="list-style-type: none"> <li>• Zeolith® Drying</li> <li>• aquaSensor</li> <li>• Heat exchanger</li> </ul>	<ul style="list-style-type: none"> <li>• aquaStop anti-flood system</li> <li>• dosageAssist</li> <li>• iQdrive technology</li> </ul>				
<b>Flexibility</b>	<ul style="list-style-type: none"> <li>• Door openAssist</li> <li>• Easy glide rails for all three basket levels</li> <li>• 3 stage rackMatic height adjustable top basket</li> <li>• varioHinge</li> </ul>	<ul style="list-style-type: none"> <li>• varioDrawer Pro</li> <li>• varioFlex Pro basket system</li> <li>• 1-24 hours delay start timer</li> </ul>				
<b>Design</b>	<ul style="list-style-type: none"> <li>• infoLight (blue)</li> <li>• Interior blue emotionLight</li> <li>• Touch control panel</li> </ul>	<ul style="list-style-type: none"> <li>• Full flexibility of door panel at your choice (not included accessory)</li> </ul>				
<b>Safety</b>	Double push door					
<b>Technical Information</b>	<ul style="list-style-type: none"> <li>• Energy efficiency class: A+++</li> <li>• Drying performance: Class A</li> <li>• Consumption rates (Eco Wash 50°C programme)                             <table border="0" style="margin-left: 20px;"> <tr> <td>- Water</td> <td>9.5L</td> </tr> <tr> <td>- Electricity</td> <td>0.82kWh</td> </tr> </table> </li> <li>• Noise level 41dB</li> <li>• Total connected load 2.4kW (13A)</li> </ul>		- Water	9.5L	- Electricity	0.82kWh
- Water	9.5L					
- Electricity	0.82kWh					
<b>Appliance Dimensions (H x W x D)</b>	815-875 x 598 x 550mm					
<b>Country of Origin</b>	Germany					
<b>Expert Services</b>	<ul style="list-style-type: none"> <li>• Product consultation with unlimited product hotline inquiry</li> <li>• Kitchen planning consultation with pre-installation site measurement</li> <li>• Professional installation</li> </ul>					
<b>Recommended Retail Price</b>	<b>HK\$31,300</b>					

For installation diagram, please refer to p.141

\* Please ensure the plinth panel is removable.

# Dishwasher



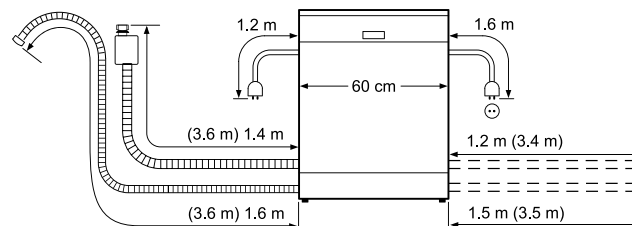
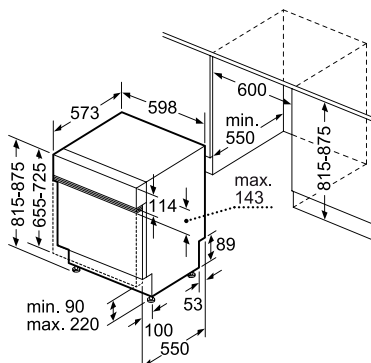
<b>A+++</b> Energy	<b>-10%</b> Energy	<b>A</b> Drying	<b>7.5 L</b> Water
Zeolith® Drying	varioSpeed Plus	hygienePlus	Shine & Dry
TFT-Display	emotionLight	short 60° Daily wash	Machine Care



Scan code to find out more

## 60cm built-in Zeolith® dishwasher SN578S36TE

<b>Capacity</b>	13 place settings
<b>8 Programmes</b>	<ul style="list-style-type: none"> <li>Intensive Wash 70°C</li> <li>Auto Wash 45 - 65°C</li> <li>Eco Wash 50°C</li> <li>Night Wash 50°C</li> <li>Short Wash 60°C</li> <li>Glass Wash 40°C</li> <li>Quick Wash 45°C</li> <li>Pre Rinse</li> </ul>
<b>Functions</b>	<ul style="list-style-type: none"> <li>varioSpeed Plus</li> <li>hygienePlus</li> <li>intensiveZone</li> <li>Shine &amp; Dry</li> <li>Machine Care programme</li> <li>Wi-Fi ready</li> </ul>
<b>Technology</b>	<ul style="list-style-type: none"> <li>Zeolith® Drying</li> <li>aquaSensor</li> <li>Heat exchanger</li> <li>aquaStop anti-flood system</li> <li>dosageAssist</li> <li>iQdrive technology</li> </ul>
<b>Flexibility</b>	<ul style="list-style-type: none"> <li>3 stage rackMatic height adjustable top basket</li> <li>varioDrawer Pro</li> <li>varioFlex Pro basket system</li> <li>1-24 hours delay start timer</li> </ul>
<b>Design</b>	<ul style="list-style-type: none"> <li>Interior blue emotionLight</li> <li>Touch control panel</li> <li>Full flexibility of door panel at your choice (not included accessory)</li> </ul>
<b>Safety</b>	Childproof door lock
<b>Technical Information</b>	<ul style="list-style-type: none"> <li>Energy efficiency class: 10% more efficient than A+++ class</li> <li>Drying performance: Class A</li> <li>Consumption rate (Eco Wash 50°C programme)                             <ul style="list-style-type: none"> <li>- Water 7.5L</li> <li>- Electricity 0.73kWh</li> </ul> </li> <li>Noise level 42dB</li> <li>Total connected load 2.4kW (13A)</li> </ul>
<b>Appliance Dimensions (H x W x D)</b>	815-875 x 598 x 573mm
<b>Country of Origin</b>	Germany
<b>Expert Services</b>	<ul style="list-style-type: none"> <li>Product consultation with unlimited product hotline inquiry</li> <li>Kitchen planning consultation with pre-installation site measurement</li> <li>Professional installation</li> </ul>
<b>Recommended Retail Price</b>	<b>HK\$26,800</b>



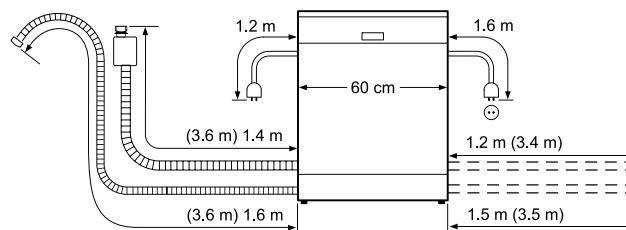
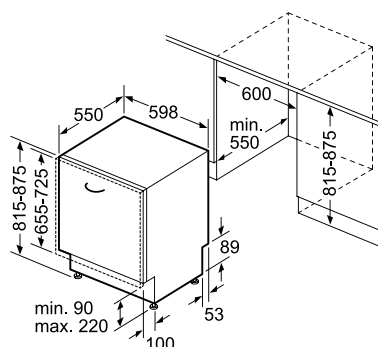
( ) values with extension kit



Scan code to find out more

### 60cm fully integrated Zeolith® dishwasher SN678X02E

<b>Capacity</b>	14 place settings	
<b>8 Programmes</b>	<ul style="list-style-type: none"> <li>• Auto Wash 65°C - 75°C</li> <li>• Auto Wash 45°C - 65°C</li> <li>• Auto Wash 35°C - 45°C</li> <li>• Eco Wash 50°C</li> </ul>	<ul style="list-style-type: none"> <li>• Night Wash 50°C</li> <li>• Glass Wash 40°C</li> <li>• Quick Wash 45°C</li> <li>• Pre Rinse</li> </ul>
<b>Functions</b>	<ul style="list-style-type: none"> <li>• varioSpeed Plus</li> <li>• hygienePlus</li> <li>• intensiveZone</li> </ul>	<ul style="list-style-type: none"> <li>• Shine &amp; Dry (High gloss drying)</li> <li>• Half load</li> </ul>
<b>Technology</b>	<ul style="list-style-type: none"> <li>• Zeolith® Drying</li> <li>• aquaSensor</li> <li>• Heat exchanger</li> </ul>	<ul style="list-style-type: none"> <li>• aquaStop anti-flood system</li> <li>• dosageAssist</li> <li>• iQdrive technology</li> </ul>
<b>Flexibility</b>	<ul style="list-style-type: none"> <li>• 3 stage rackMatic height adjustable top basket</li> <li>• varioDrawer Pro</li> </ul>	<ul style="list-style-type: none"> <li>• varioFlex Pro basket system</li> <li>• 1-24 hours delay start timer</li> </ul>
<b>Design</b>	<ul style="list-style-type: none"> <li>• timeLight (white)</li> <li>• Interior blue emotionLight</li> <li>• Touch control panel</li> </ul>	<ul style="list-style-type: none"> <li>• Full flexibility of door panel at your choice (not included accessory)</li> </ul>
<b>Safety</b>	Childproof door lock	
<b>Technical Information</b>	<ul style="list-style-type: none"> <li>• Energy efficiency class: A+++</li> <li>• Drying performance: Class A</li> <li>• Consumption rates (Eco Wash 50°C programme)                             <ul style="list-style-type: none"> <li>- Water 9.5L</li> <li>- Electricity 0.83kWh</li> <li>• Noise level 42dB</li> <li>• Total connected load 2.4kW (13A)</li> </ul> </li> </ul>	
<b>Appliance Dimensions (H x W x D)</b>	815-875 x 598 x 550mm	
<b>Country of Origin</b>	Germany	
<b>Expert Services</b>	<ul style="list-style-type: none"> <li>• Product consultation with unlimited product hotline inquiry</li> <li>• Kitchen planning consultation with pre-installation site measurement</li> <li>• Professional installation</li> </ul>	
<b>Recommended Retail Price</b>	HK\$25,800	



( ) values with extension kit

\* Please ensure the plinth panel is removable.  
Measurements in mm

# Dishwasher



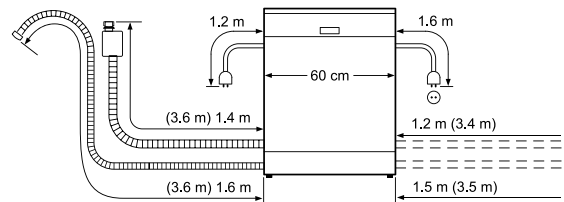
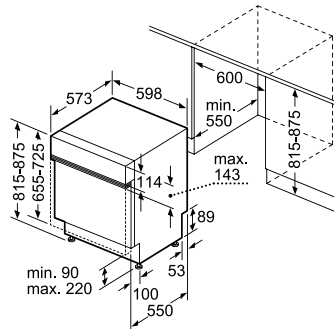
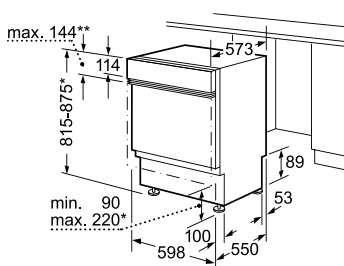
<b>A<sup>++</sup></b> Energy	<b>A</b> Drying	<b>9.5 L</b> Water	<b>1h Programme</b>
<b>varioSpeed Plus</b>	<b>Extra Dry</b>	<b>intensive Zone</b>	<b>Machine Care</b>



Scan code to find out more

## 60cm built-in dishwasher SN536S03IE

<b>Capacity</b>	13 place settings
<b>6 Programmes</b>	<ul style="list-style-type: none"> <li>Intensive Wash 70°C</li> <li>Auto Wash 45 - 65°C</li> <li>Eco Wash 50°C</li> <li>Glass Wash 40°C</li> <li>1 hour Wash 65°C</li> <li>Pre Rinse</li> </ul>
<b>Functions</b>	<ul style="list-style-type: none"> <li>varioSpeed Plus</li> <li>intensiveZone</li> <li>extraDry</li> <li>Machine Care programme</li> </ul>
<b>Technology</b>	<ul style="list-style-type: none"> <li>aquaSensor</li> <li>Heat exchanger</li> <li>aquaStop anti-flood system</li> <li>dosageAssist</li> <li>iQdrive technology</li> </ul>
<b>Flexibility</b>	<ul style="list-style-type: none"> <li>3 stage rackMatic height adjustable top basket</li> <li>varioFlex Plus basket system</li> <li>Cutley basket</li> </ul>
<b>Design</b>	Full flexibility of door panel at your choice (not included accessory)
<b>Safety</b>	Control panel lock
<b>Technical Information</b>	<ul style="list-style-type: none"> <li>Energy efficiency class: A<sup>++</sup></li> <li>Drying performance: Class A</li> <li>Consumption rates (Eco Wash 50°C programme)                             <ul style="list-style-type: none"> <li>- Water 9.5L</li> <li>- Electricity 0.92kWh</li> </ul> </li> <li>Noise level 44dB</li> <li>Total connected load 2.4kW (13A)</li> </ul>
<b>Appliance Dimensions (H x W x D)</b>	815-875 x 598 x 573mm
<b>Country of Origin</b>	Germany
<b>Expert Services</b>	<ul style="list-style-type: none"> <li>Product consultation with unlimited product hotline inquiry</li> <li>Kitchen planning consultation with pre-installation site measurement</li> <li>Professional installation</li> </ul>
<b>Recommended Retail Price</b>	<b>HK\$19,800</b>



( ) values with extension kit

\*\* Stainless steel panel up to max. 143mm  
\* Because of height-adjustable screw feet:  
when appliance height is 815, base height is 90-160mm  
when appliance height is 875, base height is 150-220mm





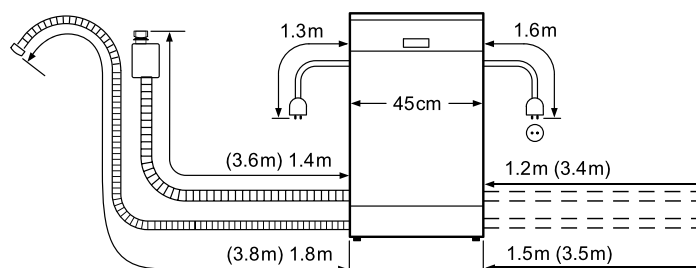
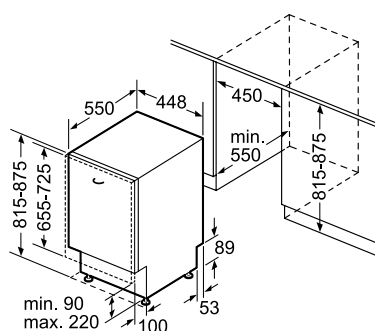
**A++** Energy  
**A** Drying  
**9.5 L** Water  
**45 cm** Width  
 duoPower  
 timeLight



Scan code to find out more

### 45cm fully integrated dishwasher SR66T097EU

<b>Capacity</b>	10 place settings	
<b>6 Programmes</b>	<ul style="list-style-type: none"> <li>• Auto Wash 65°C - 75°C</li> <li>• Auto Wash 45°C - 65°C</li> <li>• Auto Wash 35°C - 45°C</li> </ul>	<ul style="list-style-type: none"> <li>• Eco Wash 50°C</li> <li>• Quick Wash 45°C</li> <li>• Pre Rinse</li> </ul>
<b>Functions</b>	<ul style="list-style-type: none"> <li>• varioSpeed Plus</li> <li>• hygienePlus</li> </ul>	<ul style="list-style-type: none"> <li>• intensiveZone</li> <li>• Half load</li> </ul>
<b>Technology</b>	<ul style="list-style-type: none"> <li>• aquaSensor</li> <li>• Heat exchanger</li> <li>• aquaStop anti-flood system</li> </ul>	<ul style="list-style-type: none"> <li>• dosageAssist</li> <li>• iQdrive technology</li> </ul>
<b>Flexibility</b>	<ul style="list-style-type: none"> <li>• 3 stage rackMatic height adjustable top basket</li> <li>• varioDrawer Pro</li> </ul>	<ul style="list-style-type: none"> <li>• varioFlex Pro basket system</li> <li>• 1-24 hours delay start timer</li> </ul>
<b>Design</b>	<ul style="list-style-type: none"> <li>• duoPower double spray arms</li> <li>• Baking sheet spray head (optional)</li> <li>• timeLight (white)</li> </ul>	<ul style="list-style-type: none"> <li>• Push button up controls</li> <li>• Full flexibility of door panel at your choice (not included accessory)</li> </ul>
<b>Technical Information</b>	<ul style="list-style-type: none"> <li>• Energy efficiency class: A++</li> <li>• Drying performance: Class A</li> <li>• Consumption rates (Eco Wash 50°C programme)                             <ul style="list-style-type: none"> <li>- Water 9.5L</li> <li>- Electricity 0.75kWh</li> </ul> </li> <li>• Noise level 44dB</li> <li>• Total connected load 2.4kW (13A)</li> </ul>	
<b>Appliance Dimensions (H x W x D)</b>	815-875 x 448 x 550mm	
<b>Country of Origin</b>	Germany	
<b>Expert Services</b>	<ul style="list-style-type: none"> <li>• Product consultation with unlimited product hotline inquiry</li> <li>• Kitchen planning consultation with pre-installation site measurement</li> <li>• Professional installation</li> </ul>	
<b>Recommended Retail Price</b>	HK\$21,800	



Connection dimensions for all 45cm dishwashers  
( ) values with extension set SZ72010

\* Please ensure the plinth panel is removable.  
Measurements in mm

# Dishwasher



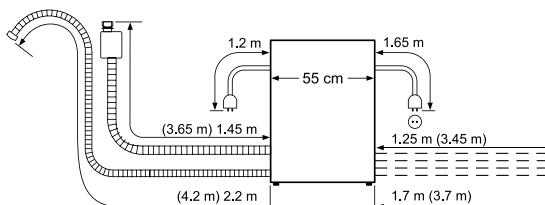
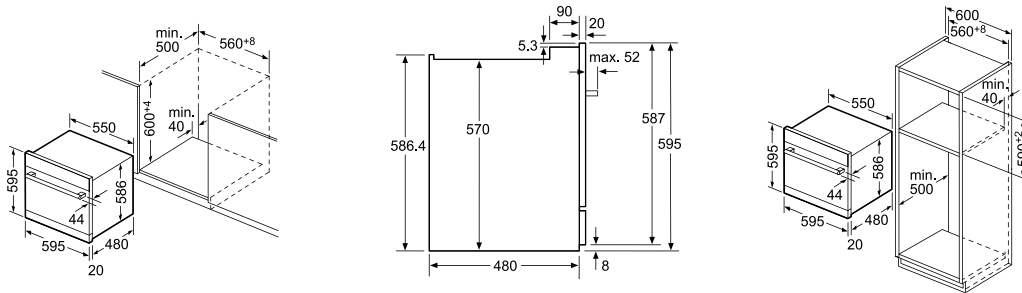
<b>A+</b> Energy	<b>A</b> Drying	<b>9 L</b> Water	<b>60 cm</b> Height
varioSpeed Plus	hygienePlus	intensive Zone	



Scan code to find out more

## 60cm speedMatic Modular dishwasher SC76M541EU

<b>Capacity</b>	8 place settings
<b>6 Programmes</b>	<ul style="list-style-type: none"> <li>Intensive Wash 70°C</li> <li>Auto Wash 45 - 65°C</li> <li>Eco Wash 50°C</li> <li>Delicate Wash 40°C</li> <li>Quick Wash 45°C</li> <li>Pre Rinse</li> </ul>
<b>Functions</b>	<ul style="list-style-type: none"> <li>varioSpeed Plus</li> <li>hygienePlus</li> <li>intensiveZone</li> <li>extraDry</li> </ul>
<b>Technology</b>	<ul style="list-style-type: none"> <li>aquaSensor</li> <li>Heat exchanger</li> <li>aquaStop anti-flood system</li> <li>iQdrive technology</li> </ul>
<b>Flexibility</b>	<ul style="list-style-type: none"> <li>Cutlery basket</li> <li>1-24 hours delay start timer</li> </ul>
<b>Design</b>	<ul style="list-style-type: none"> <li>Stainless steel color panel</li> <li>LED front panel display with remaining time indicator</li> </ul>
<b>Safety</b>	Control panel lock
<b>Technical Information</b>	<ul style="list-style-type: none"> <li>Energy efficiency class: A+</li> <li>Drying performance: Class A</li> <li>Consumption rates (Eco Wash 50°C programme)                             <ul style="list-style-type: none"> <li>- Water 9L</li> <li>- Electricity 0.72kWh</li> </ul> </li> <li>Noise level 45dB</li> <li>Total connected load 2.4kW (13A)</li> </ul>
<b>Appliance Dimensions (H x W x D)</b>	595 x 595 x 500mm
<b>Country of Origin</b>	Spain
<b>Expert Services</b>	<ul style="list-style-type: none"> <li>Product consultation with unlimited product hotline inquiry</li> <li>Kitchen planning consultation with pre-installation site measurement</li> <li>Professional installation</li> </ul>
<b>Recommended Retail Price</b>	<b>HK\$16,800</b>



<b>Nominal lengths:</b>		
AquaStop:	1.65 m	Extension: AquaStop: 2.20 m
Drain hose:	2.25 m	Drain hose: 2.00 m
Mains cable:	1.70 m	

\* Please ensure the plinth panel is removable.  
Measurements in mm







## Laundry

The iSensoric washing machine from Siemens Home Appliances is the secret to best laundry care. An intelligent software orchestrates its numerous sensors in highest precision for optimal use of resources and perfect washing results, always.

**Extremely quiet**

Siemens built-in washer dryer is some of the quietest on the market, which also set the benchmark for low noise when spinning. Relax in the comfort that your Siemens built-in laundry appliance will minimise any noise when running.



**selfCleaning condenser: continuous auto-clean for conserving energy**

A selfCleaning function keeps the air condenser free of lint and other dirt accumulating after the drying cycle. This enables efficient heat exchange in the condenser and protects laundry best from excessive drying and saves time and energy.



**aquaSecure**

The aquaSecure safety system provides protection against water leakage. If a leak does occur, aquaSecure immediately cuts off the water supply from the tap to prevent harm to the machine or other furnitures.



**foamSensor**

Any residual foam in the machine is alleviated by automatic rinsing procedures combined with a low speed spinning process. This design protects sensitive skin from allergy caused by chemicals in detergent.



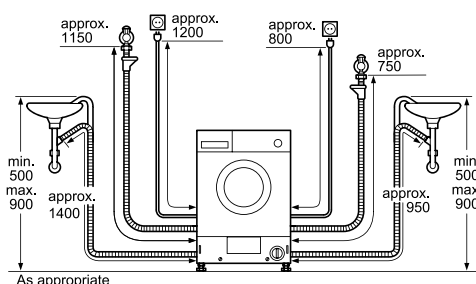
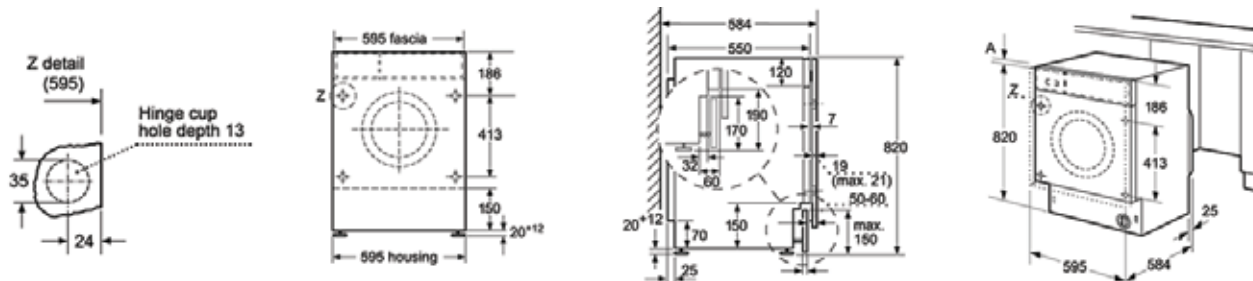
# Laundry



Scan code to find out more

## Fully Integrated Washer Dryer WK14D321HK

<b>Design</b>	<ul style="list-style-type: none"> <li>Fully integrated</li> <li>Frontloading</li> <li>Electronic control</li> <li>LED display indicates selected options and status information</li> <li>Full flexibility of door panel at your choice (not included accessory)</li> </ul>
<b>Features</b>	<ul style="list-style-type: none"> <li>Washing capacity: 7kg</li> <li>Drying capacity: 4kg</li> <li>Spin speed selection from 600 - 1,400rpm</li> <li>Washing temperature from cold to 90°C</li> <li>Load recommendation</li> <li>selfCleaning condenser</li> <li>Drying time selection</li> <li>LED display indicates selected spin speed and special options, remaining time, washing / drying status</li> <li>Active balance system – automatically adjusts uneven distributed laundry</li> <li>Foam detection</li> <li>Start / Pause</li> <li>Delay end timer: 1-24 hours</li> <li>Programme end buzzer</li> <li>Childproof panel lock</li> <li>aquaSecure – anti-leakage system</li> </ul>
<b>Programmes / Additional options</b>	<ul style="list-style-type: none"> <li>Programmes – Cottons, Mixed Fabrics, Wool, Delicates, Easy-Care, Intensive Dry, Gentle Dry, Fluff Clean</li> <li>Additional options – Spin speed selection, Prewash, Intensive, Easy Iron, Water Plus, Flexi Time, Finish in time selection</li> </ul>
<b>Technical Information</b>	<ul style="list-style-type: none"> <li>Total connected load: 2.2kW (10A)</li> <li>Porthole hinged on the left</li> </ul>
<b>Appliance Dimensions (H x W x D)</b>	820 x 595 x 584mm*
<b>Country of Origin</b>	Italy
<b>Expert Services</b>	<ul style="list-style-type: none"> <li>Product consultation with unlimited product hotline inquiry</li> <li>Kitchen planning consultation with pre-installation site measurement</li> <li>Professional installation</li> </ul>
<b>Recommended Retail Price</b>	HK\$19,800



\* Please ensure the plinth panel is removable.  
Measurements in mm

# iSensoric.

The sensor-controlled technology for perfect laundry care.





# Superb Washing Technology



## iQdrive and Anti-vibration sidewalls

The friction free iQdrive comes with 10-year motor warranty, is the most economical, fastest, quietest and durable motor. This special designed motor is designed to last longer.

The iQdrive together with our silent Anti-vibration design, the circular design on the side of the machine gives you fast, efficient laundry service.



## varioPerfect

With varioPerfect you can determine the washing process depending on what is important to you; simply choose ecoPerfect or speedPerfect for saving energy or time, without compromising on quality or cleanliness.



## autoStain system

Each stain is different, the autoStain system knows exactly how to handle them. The temperature sensor selects the right temperature for the molecular properties of the stain. The flow sensor and load sensor plus chooses the right amount of water in order to remove the stain.



## Outdoor wear

Since outdoor wear is mostly made of synthetic fibre, the dirt stays on the surface and needs to be rinsed with lots of water. With iSensoric, the exact amount of water in relation to the load volume is monitored by flow sensor and the load sensor plus. As most outdoor wear has welded seams, the temperature sensor also controls the heat level to avoid damage to the seam.



# Efficient Drying Technology

## Heat pump technology

The heat pump produces both cold and heat through an innovative system that uses a specific refrigerant. A temperature sensor monitors the whole high performance process. The energy used to dry the laundry is continually reused, making it extremely energy-efficient.



## autoDry

All Siemens tumble dryers feature sensor drying, which provides uniform drying results. Sensors in the drum continually monitor the residual moisture in the laundry. They detect when the load has reached the selected drying level, and move the programme to the final cool-down period. So your laundry is afforded the utmost protection, while neither energy nor your time is wasted.



# i-Dos: Just add laundry

The i-Dos system automatically determines how much detergent is needed for each of your wash loads, based on the weight of the laundry and programme used.



## Auto programmes

The i-Dos washing machine features Auto programmes. Powered by iSensonic, the multiple sensors work in synchrony to determine the necessary requirements, using minimum consumption of water, energy and detergent, but always with a perfect washing result.

1. Set rotary selector to an "Automatic" programme



2. Load your washing and close the door



3. Press start and sit back



# Laundry

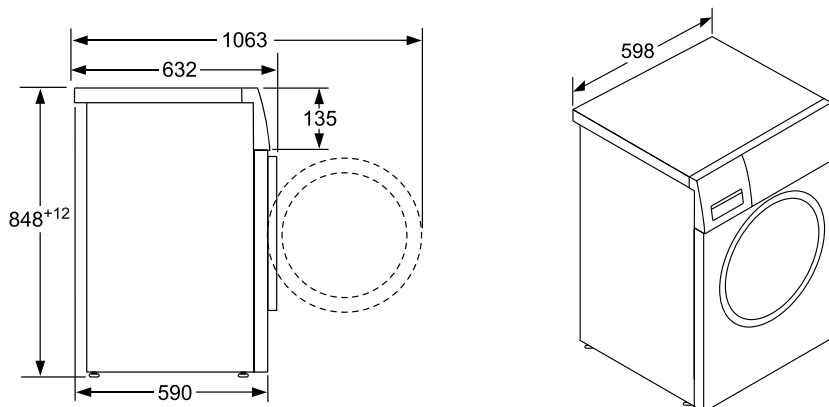



Scan code to find out more

## Freestanding i-Dos Washing Machine WM16W640EU

<b>Design</b>	<ul style="list-style-type: none"> <li>• Frontloading</li> <li>• Electronic control</li> <li>• Multi-function display indicates selected options and status information</li> <li>• jogDial design with touchControl</li> <li>• Anti-vibration sidewalls design</li> </ul>
<b>Features</b>	<ul style="list-style-type: none"> <li>• EU Energy Efficiency Class: A+++</li> <li>• HK Energy Label: Grade 1</li> <li>• HK Water Label: Grade 1</li> <li>• Washing capacity: 9kg</li> <li>• Spin speed selection from 400-1,600rpm</li> <li>• Washing temperature from cold to 90°C</li> <li>• Integrated detergent dosage system (i-Dos)</li> <li>• iQdrive brushless motor</li> <li>• waveDrum and Dynamic door</li> <li>• Multi-function display indicates selected spin speed, washing temperature, special options, remaining time and washing status</li> <li>• Drum interior light</li> <li>• aquaSensor</li> <li>• Flow-through sensor and foamSensor</li> <li>• Over-dosage display and Load recommendation</li> <li>• selfCleaning detergent dispenser</li> <li>• Fuzzy logic washing system</li> <li>• Auto correction system</li> <li>• aquaSpa system</li> <li>• Active balance system - automatically adjusts uneven distributed laundry</li> <li>• Progressive spinning anti-crease system</li> <li>• Delay end timer: 1-24hours</li> <li>• Programme end buzzer</li> <li>• Magnetic door lock and ecoSudlock</li> <li>• Childproof panel lock</li> <li>• aquaStop - anti-leakage system</li> </ul>
<b>Programmes / Additional options</b>	<ul style="list-style-type: none"> <li>• Programmes – Cottons, Easy-Care, Mixed Fabrics, Delicates/Silk, Wool, Automatic-Intensive 60°C, Automatic-Soft 30°C, Outdoor/Water proofing, Hygiene, Super 15', Drum Clean</li> <li>• Additional options – ecoPerfect, speedPerfect, Less Ironing, Extra Rinse, Prewash, i-Dos, Consumption Indication, Temperature selection, Spin speed selection, Finish in time selection, Reload</li> </ul>
<b>Technical Information</b>	Total connected load: 2.0kW (10A)
<b>Appliance Dimensions (H x W x D)</b>	848 x 600 x 590mm*
<b>Country of Origin</b>	Germany
<b>Expert Services</b>	<ul style="list-style-type: none"> <li>• Product consultation with unlimited product hotline inquiry</li> <li>• Kitchen planning consultation with pre-installation site measurement</li> <li>• Professional installation</li> </ul>
<b>Recommended Retail Price</b>	<b>HK\$10,190</b>

\* Exclude door frame thickness  
Please reserve 5-10mm as buffer due to possible uneven flooring  
Please consult product hotline for installation requirement



# Laundry



<b>Grade 1</b> HK energy label	<b>Grade 1</b> HK water label	<b>A+++</b> Energy	<b>A</b> Washing
iQdrive	10 years Warranty on motor	stainRemoval	Consumption indication
waveDrum	varioPerfect	anti-vibration Design	aquaStop®

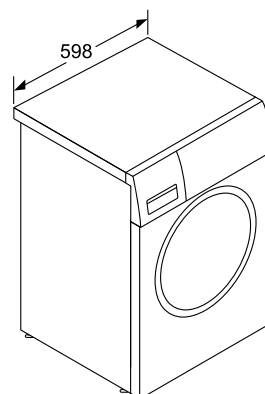
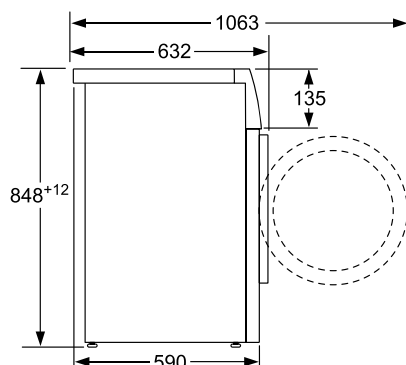


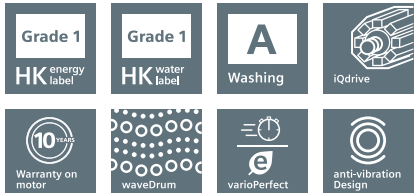
Scan code to find out more

## Freestanding stainRemoval Washing Machine WM14W540EU

<b>Design</b>	<ul style="list-style-type: none"> <li>• Frontloading</li> <li>• Electronic control</li> <li>• Multi-function display indicates selected options and status information</li> <li>• jogDial design with touchControl</li> <li>• Anti-vibration sidewalls design</li> </ul>
<b>Features</b>	<ul style="list-style-type: none"> <li>• EU Energy Efficiency Class: A+++</li> <li>• HK Energy Label: Grade 1</li> <li>• HK Water Label: Grade 1</li> <li>• Washing capacity: 9kg</li> <li>• Spin speed selection from 400-1,400rpm</li> <li>• Washing temperature from cold to 90°C</li> <li>• iQdrive brushless motor</li> <li>• autoStain removal options</li> <li>• waveDrum and Dynamic door</li> <li>• Multi-function display indicates selected spin speed, washing temperature, special options, remaining time and washing status</li> <li>• Drum interior light</li> <li>• Flow-through sensor and foamSensor</li> <li>• Over-dosage display</li> <li>• Load recommendation</li> <li>• selfCleaning detergent dispenser</li> <li>• Fuzzy logic washing system</li> <li>• Auto correction system</li> <li>• aquaSpa system</li> <li>• Active balance system - automatically adjusts uneven distributed laundry</li> <li>• Progressive spinning anti-crease system</li> <li>• Delay end timer: 1-24hours</li> <li>• Programme end buzzer</li> <li>• Magnetic door lock and ecoSudlock</li> <li>• Childproof panel lock</li> <li>• aquaStop - anti-leakage system</li> </ul>
<b>Programmes / Additional options</b>	<ul style="list-style-type: none"> <li>• Programmes – Cottons, Easy-Care, Mixed Fabrics, Delicates/Silk, Wool, Shirts/Business, Lingerie, Sports/Fitness, Outdoor, Hygiene, Super 15', Drum Clean</li> <li>• Additional options – ecoPerfect, speedPerfect, Less Ironing, Extra Rinse, Prewash, autoStain removal options (Food-based oil, Blood, Red wine, Grass), Consumption Indication, Temperature selection, Spin speed selection, Finish in time selection, Reload</li> </ul>
<b>Technical Information</b>	Total connected load: 2.0kW (10A)
<b>Appliance Dimensions (H x W x D)</b>	848 x 600 x 590mm*
<b>Country of Origin</b>	Germany
<b>Expert Services</b>	<ul style="list-style-type: none"> <li>• Product consultation with unlimited product hotline inquiry</li> <li>• Kitchen planning consultation with pre-installation site measurement</li> <li>• Professional installation</li> </ul>
<b>Recommended Retail Price</b>	<b>HK\$9,190</b>

\* Exclude door frame thickness  
Please reserve 5-10mm as buffer due to possible uneven flooring  
Please consult product hotline for installation requirement





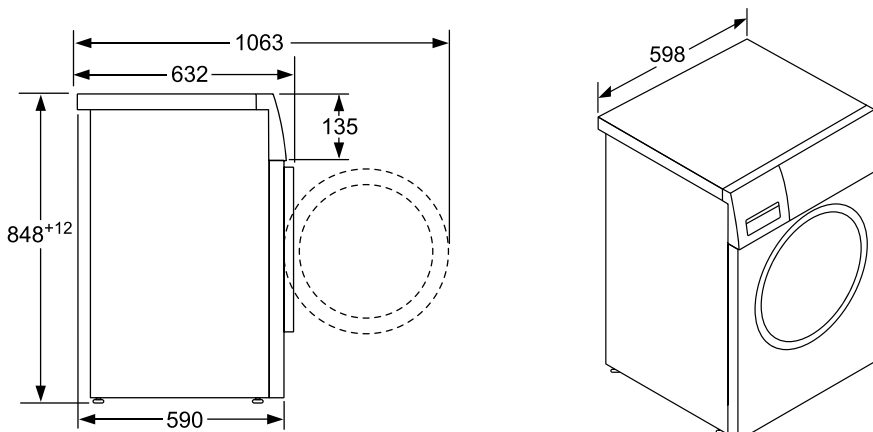
Scan code to find out more

## Freestanding Washing Machine

### WM14W460HK

<b>Design</b>	<ul style="list-style-type: none"> <li>• Frontloading</li> <li>• Electronic control</li> <li>• Multi-function display indicates selected options and status information</li> <li>• jogDial design with touchControl</li> <li>• Anti-vibration sidewalls design</li> </ul>
<b>Features</b>	<ul style="list-style-type: none"> <li>• HK Energy Label: Grade 1</li> <li>• HK Water Label: Grade 1</li> <li>• Washing capacity: 8kg</li> <li>• Spin speed selection from 400-1,400rpm</li> <li>• Washing temperature from cold to 90°C</li> <li>• iQdrive brushless motor</li> <li>• waveDrum and Dynamic door</li> <li>• Multi-function display indicates selected spin speed, washing temperature, special options, remaining time and washing status</li> <li>• Drum interior light</li> <li>• Flow-through sensor</li> <li>• Over-dosage display</li> <li>• Load recommendation</li> <li>• selfCleaning detergent dispenser</li> <li>• foamSensor</li> <li>• Fuzzy logic washing system</li> <li>• Auto correction system</li> <li>• aquaSpa system</li> <li>• Active balance system - automatically adjusts uneven distributed laundry</li> <li>• Progressive spinning anti-crease system</li> <li>• Delay end timer: 1-24hours</li> <li>• Programme end buzzer</li> <li>• Magnetic door lock and ecoSudlock</li> <li>• Childproof panel lock</li> </ul>
<b>Programmes / Additional options</b>	<ul style="list-style-type: none"> <li>• Programmes – Cottons, Cottons+Prewash, Easy-Care, Easy Care+Prewash, Mixed Fabrics, Delicates/Silk, Wool, Shirts/Business, Duvet, Outdoor, Hygiene, Super 15'</li> <li>• Additional options – ecoPerfect, speedPerfect, Less Ironing, Extra Rinse, Temperature selection, Spin speed selection, Finish in time selection, Reload</li> </ul>
<b>Technical Information</b>	Total connected load: 2.0kW (10A)
<b>Appliance Dimensions (H x W x D)</b>	848 x 600 x 590mm*
<b>Country of Origin</b>	Germany
<b>Expert Services</b>	<ul style="list-style-type: none"> <li>• Product consultation with unlimited product hotline inquiry</li> <li>• Kitchen planning consultation with pre-installation site measurement</li> <li>• Professional installation</li> </ul>
<b>Recommended Retail Price</b>	<b>HK\$8,090</b>

\* Exclude door frame thickness  
 Please reserve 5-10mm as buffer due to possible uneven flooring  
 Please consult product hotline for installation requirement

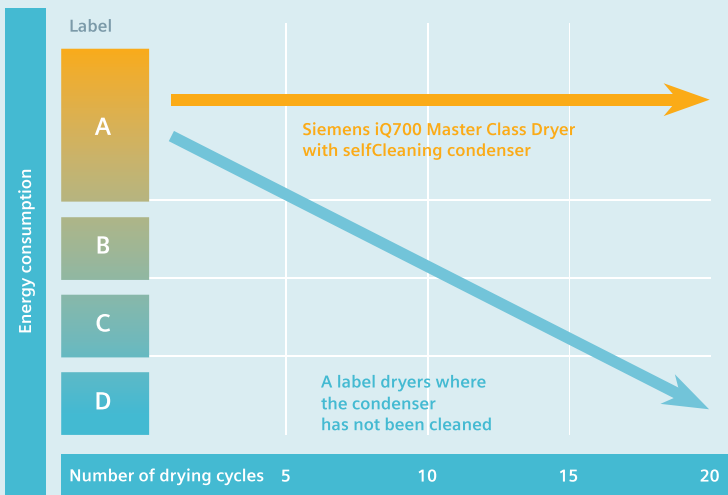


# selfCleaning condenser: Maintain energy efficiency for life

The heat exchanger is cleaned automatically several times during the drying cycle.



- 1 Water filtering
- 2 Self-cleaning
- 3 Lint and fluff



A maintenance free tumble dryer you can count on for years to come. Unlike other dryers, the heat pump dryer is built with an automatic self-cleaning condenser system. It uses water collected during the drying cycle, to clean the heat exchanger several times during every cycle. Meaning you no longer have to remove and rinse the component after every cycle, as the machine does it for you.

If the heat exchanger is not cleaned regularly, a machine's drying performance drops and energy consumption rate rises. With an automatic self-cleaning condenser, the dryer maintains its A+++ energy rating for life.

## Siemens innovation for complete laundry care



### When space is an issue - stack

It's an ergonomic solution too, because the tumble dryer is mounted at a convenient height for loading and unloading. Choose either the basic kit, or the version that includes a pull-out shelf for putting the laundry on.

Optional accessories  
Stacking Kit : WZ11410  
Stacking kit with pull-out table top : WZ20400

### Basket for Woollens

With designated programs or warm time program, gentle drying for woollens, sports shoes and soft toys.

Optional accessories  
Basket for Woollens : WZ20600



# Laundry



\* Available in Q3 2018

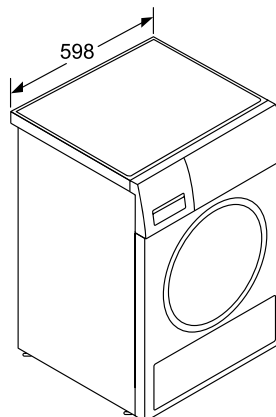
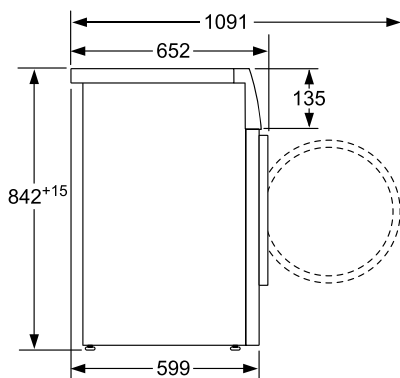


Scan code to find out more

## Freestanding Heat Pump Condensation Dryer WT47W541BY

<b>Design</b>	<ul style="list-style-type: none"> <li>• Frontloading</li> <li>• Electronic control</li> <li>• Multi-function display indicates selected options and status information</li> <li>• jogDial design with touchControl</li> <li>• Anti-vibration sidewalls design</li> </ul>
<b>Features</b>	<ul style="list-style-type: none"> <li>• EU Energy Efficiency Class: A++</li> <li>• Washing capacity: 9kg</li> <li>• Heat pump and activeAir technology</li> <li>• selfCleaning condenser</li> <li>• duoTronic temperature and humidity sensors</li> <li>• softDry drum with softDesign paddle</li> <li>• Multi-function display indicates selected special options, remaining time and drying status</li> <li>• Clean filter alert</li> <li>• Empty water tank alert</li> <li>• Drum interior light</li> <li>• Programme end anti-crease phase: 30/90/150min</li> <li>• Childproof panel lock</li> <li>• Programme end buzzer</li> </ul>
<b>Programmes / Additional options</b>	<ul style="list-style-type: none"> <li>• Programmes – Cottons, Synthetics, Mixed Fabric, Lingerie, Woollen Finish, Time Program Cold and Warm, Shirts/Business, Duvet, Pillow/Down, Outdoor, Towels, Super 40', Hygiene</li> <li>• Additional options – Less Ironing 60', Less Ironing 120', Gentle Dry, Dryness levels (Cupboard Dry Plus, Cupboard Dry, Iron Dry), Fine Adjust (3 levels), Finish in time selection</li> </ul>
<b>Technical Information</b>	Total connected load: 1.0kW (10A)
<b>Appliance Dimensions (H x W x D)</b>	842 x 600 x 600mm*
<b>Country of Origin</b>	Poland
<b>Expert Services</b>	<ul style="list-style-type: none"> <li>• Product consultation with unlimited product hotline inquiry</li> <li>• Kitchen planning consultation with pre-installation site measurement</li> <li>• Professional installation</li> </ul>
<b>Recommended Retail Price</b>	<b>HK\$11,190</b>

\* Exclude door frame thickness  
Please reserve 5-10mm as buffer due to possible uneven flooring  
Please consult product hotline for installation requirement



# airSpire: The power of air

With state-of-the-art technology built into Siemens washer dryer, the airCondensation system is extremely resource efficient. It works quietly, automatically and uses no extra water during the drying process, unlike other traditional washer dryers. While drying, humid air is extracted by the airCondenser while dry hot air flows back into the drum.

\*Patented in Germany.


Patent no.: DE102007060853 A1



air  
Condensation  
technology



selfCleaning  
condenser



### Freshen up and remove unpleasant odours

The Refresh function breaks down odour molecules; and helps to remove wrinkles. The result is fresh laundry that's handled with ultimate care and ready in minutes.



# Laundry



<b>Grade 1</b> HK energy label	<b>Grade 1</b> HK water label	<b>A</b> Energy	<b>A</b> Washing
iQdrive	Warranty on motor	air Condensation technology	selfCleaning condenser
varioPerfect	anti-vibration Design	aquaStop®	

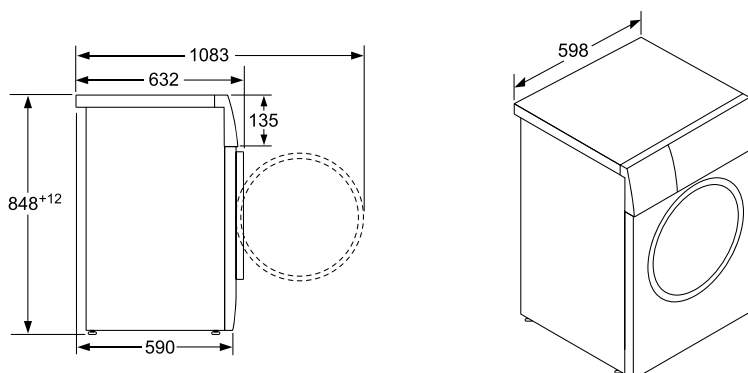


Scan code to find out more

## Freestanding airCondensation Washer Dryer WD15H542EU

<b>Design</b>	<ul style="list-style-type: none"> <li>• Frontloading</li> <li>• Electronic control</li> <li>• Multi-function display indicates selected options and status information</li> <li>• 180° door opening angle</li> <li>• touchControl</li> <li>• Anti-vibration sidewalls design</li> </ul>
<b>Features</b>	<ul style="list-style-type: none"> <li>• EU Energy Efficiency Class: A</li> <li>• HK Energy Label: Grade 1</li> <li>• HK Water Label: Grade 1</li> <li>• Washing capacity: 7kg</li> <li>• Drying capacity: 4kg</li> <li>• Spin speed selection from 400-1,500rpm</li> <li>• Washing temperature from cold to 90°C</li> <li>• iQdrive brushless motor</li> <li>• varioSoft drum and Dynamic door</li> <li>• Multi-function display indicates selected spin speed, washing temperature, drying time, special options, washing and drying remaining time and status</li> <li>• Drum interior light</li> <li>• Load sensor and Flow-through sensor</li> <li>• duoTronic temperature and humidity sensors</li> <li>• Over-dosage display and Load recommendation</li> <li>• selfCleaning detergent dispenser</li> <li>• selfCleaning condenser</li> <li>• foamSensor and Auto correction system</li> <li>• Fuzzy logic washing system</li> <li>• 3D shower system</li> <li>• Active balance system - automatically adjusts uneven distributed laundry</li> <li>• Progressive spinning anti-crease system</li> <li>• Delay end timer: 1-24hours</li> <li>• Magnetic door lock and ecoSudlock</li> <li>• Childproof panel lock</li> <li>• aquaStop - anti-leakage system</li> </ul>
<b>Programmes / Additional options</b>	<ul style="list-style-type: none"> <li>• Programmes – Cottons, Cottons+Prewash, Easy-Care, Mix, Delicates/Silk, Wool, Super 15'/30', Wash&amp;Dry 60', Shirts/Business, Outdoor+Waterproof, Fluff Clean, Refresh</li> <li>• Additional options – ecoPerfect, speedPerfect, Easy iron, 1-3 level Rinse plus, Stains Removal (6 options), Auto Dry (Cupboard dry/ Extra dry/ Light dry), Temperature selection, Spin speed selection, Finish in time selection, Reload</li> </ul>
<b>Technical Information</b>	Total connected load: 2.2kW (10A)
<b>Appliance Dimensions (H x W x D)</b>	848 x 600 x 590mm*
<b>Country of Origin</b>	China
<b>Expert Services</b>	<ul style="list-style-type: none"> <li>• Product consultation with unlimited product hotline inquiry</li> <li>• Kitchen planning consultation with pre-installation site measurement</li> <li>• Professional installation</li> </ul>
<b>Recommended Retail Price</b>	<b>HK\$17,990</b>

\* Exclude door frame thickness  
Please reserve 5-10mm as buffer due to possible uneven flooring  
Please consult product hotline for installation requirement



# Accessories

Although all our appliances are equipped with the necessary accessories, extra parts may be needed for installation. Delicate and professional cleaning on products is required to keep the appliances working at its top performance. And not to forget some accessories could optimize the usage of your appliances and enhance the outlook.

Buying accessories for Siemens appliances is done quickly and conveniently. All items are now available at Siemens showroom and our customer contact center. Not only that, you can now order your accessories via fax or postal service. What's more, we can deliver the accessories to your door and also install your accessories if required.\*

\* Terms and conditions apply. For details, please consult Siemens Product Hotline.



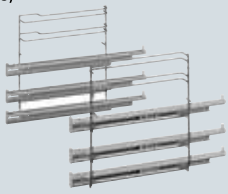
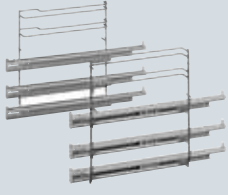
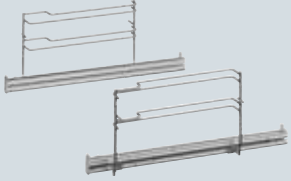




## Accessories - OVEN, STEAM OVEN, MICROWAVE OVEN

	Model	Price (HK\$)	HN678G4S1B	HM678G4S1	CM656GBS1B	HS636GDS1	CS656GBS1B	CD634GBS1	HB634GCS1S	HB632GBS1B	HB533ABR0H	VB558C0S0
Stainless steel roaster with steaming rack 	HZ390011	3,800	■	■	■	■	■		■	■	■	■
Baking stone with wooden spatula 	HZ327000	2,300	■	■	■	■	■		■	■	■	■
Joining strip 	HZ66X600	900			■		■	■				
Grill tray, enameled 	HZ625071	800	■	■	■	■	■		■	■	■	■
Glass pan 	HZ636000	630	■	■	■	■	■		■	■	■	■
Pizza tray 	HZ617000	610				■	■			■	■	■
Water absorption sponge 	00623653	160						■				

Remarks: Items can be purchased at Siemens Showroom and our Customer Contact Center. Please contact us for stock availability.

## Accessories - OVEN, STEAM OVEN, MICROWAVE OVEN

	Model	Price (HK\$)	HN678G4S1B	HM678G4S1	CM656GBS1B	HS636GDS1	CS656GBS1B	CD634GBS1	HB634GCS1S	HB632GBS1B	HB533ABR0H	VB558C0S0
3 level full extension telescopic rails, compatible with steam oven 	HZ638D30	2,500				■						
3 level full extension telescopic rails 	HZ638300	2,500							■	■	■	
1 level full extension telescopic rails 	HZ638D18	2,500					■					
Cleaning gel spary for ovens (*not apply to ecoClean® Plus and activeClean wall) 	00311860	180	■	■	■	■	■	■	■	■	■	■
Oven cleaning gel (*not apply to ecoClean® Plus and activeClean wall) 	00311859	230	■	■	■	■	■	■	■	■	■	■








Remarks: Items can be purchased at Siemens Showroom and our Customer Contact Center. Please contact us for stock availability.

## Accessories - HOB



	Model	Price (HK\$)	ER326AB92X/BB90X	ER326AB70L/BB70L	EX975LXC1E	EX875LEC1E	EX675LYC1E	EX675LJC1E	EH675LDC2E	EX375FXB1E	EH375FBB1E	ET475FYB1E	ET375FAB1E	ET375FUB1E
Stainless steel roaster with steaming rack 	HZ390011	3,800			■	■	■	■		■				
Griddle plate 	HZ390522	3,800			■	■	■	■		■				
Teppan yaki (large) 	HZ390512	3,200			■	■	■	■		■				
Teppan yaki (small) 	HZ390511	3,000			■	■	■	■		■				
Connection strip 	HZ394301	900	■	■	■	■	■	■	■	■	■	■	■	■
Hob Cleaner for ceramic glass and stainless steel hobs 	00311898	420	■	■	■	■	■	■	■	■	■	■	■	■
Glass scraper 	17000334	160	■	■	■	■	■	■	■	■	■	■	■	■
Lava stones 	HZ398300	380												■

Remarks: Items can be purchased at Siemens Showroom and our Customer Contact Center. Please contact us for stock availability.

## Accessories - HOOD

	Model	Price (HK\$)	LF21BA572	LF98BF542	LF259RB51	LF959RB51	LC21BD552	LC91BE552	LC91BE542B	LI67SA530B	LI97SA530B
Charcoal recirculating kit - telescopic hood 	LZ45650	1,000								■	■
Lowering frame - 60cm telescopic hood 	LZ46600	1,000									■
Lowering frame - 90cm telescopic hood 	LZ49600	1,000									■
Installation kit for 90cm wall unit - 90cm telescopic hood 	LZ49200	1,000									■
Charcoal recirculating kit - island and wall mounted hoods 	LZ53850 - 90cm island	1,000	■								
	LZ53450 - 120 / 90cm wall mounted	800				■	■	■			
cleanAir recirculation kit - island and wall mounted hoods 	LZ57600	3,200	■	■							
	LZ57300	2,200					■	■	■		
cleanAir recirculation kit - ceiling hood 	LZ56700	3,500		■	■						

## Accessories - REFRIGERATOR

	Model	Price (HK\$)	KA92DSB30	KS36VAI31	GS36NAI31
UltraClarity® water filter 	00740560	1,130	■		
Connection set 	KS36ZAL00	1,780		■	■

## Accessories - COFFEE MACHINE

	Model	Price (HK\$)
Cleaning tablets (10 pcs) 	TZ80001	310
Descaling tablets (6 pcs) 	00311864	310
BRITA water filter 	17000705	310

Remarks: Items can be purchased at Siemens Showroom and our Customer Contact Center. Please contact us for stock availability.  
All hood accessories include installation and must be purchased along with the appliance.

## Accessories - DISHWASHER

	Model	Price (HK\$)	SN778D06TE	SN578S36TE	SN678X02TE	SN536S03IE	SR66T097EU	SC76M541EU
<p>Wine glass tray Up to 4 stemmed glasses can be securely placed, optimally cleaned and dried without touching each other or fall over</p> 	SZ73300	600	■	■	■	■	■	
<p>Bottle / tall glass holder - Helps the dishwasher spray jets reach and clean the inside of the bottle / tall glass and results in more thorough cleaning</p> 	10001630	240	■	■	■	■	■	
<p>Small item clips (3pcs) - Special clips assist cleaning of small items</p> 	10001629	160	■	■	■	■	■	
<p>Slim cutlery basket</p> 	00646196	310	■	■	■	■	■	
<p>Cutlery basket</p> 	11018806	490	■	■	■	■	■	
<p>Rack insert for stemware - Special crockery basket for washing cups and long-stemmed glasses for a thorough cleaning</p> 	00670481	730	■	■	■	■	■	
<p>Hose extension for supply and drainage (2m)</p> 	00350564	420	■	■	■	■	■	■

	Model	Price (HK\$)	SN778D06TE	SN578S36TE	SN678X02TE	SN536S03IE	SR66T097EU	SC76M541EU
<p>Descaler</p> 	00311886	130	■	■	■	■	■	■
<p>Cleaner</p> 	00311580	130	■	■	■	■	■	■
<p>Dishwasher care</p> 	00311565	130	■	■	■	■	■	■

## Accessories - LAUNDRY

	Model	Price (HK\$)	WK14D321HK	WM16W640EU	WM14W540EU	WM14W460HK	WD15H542EU	WT47W541BY
<p>Descaler</p> 	00311886	130	■	■	■	■	■	
<p>Cleaner</p> 	00311887	130	■	■	■	■	■	
<p>Stacking kit</p> 	WZ11410	750						■
<p>Stacking kit with pull-out table top</p> 	WZ20400	1,390						■
<p>Basket for woollens</p> 	WZ20600	1,200						■

Remarks: Items can be purchased at Siemens Showroom and our Customer Contact Center. Please contact us for stock availability.



# Enhance the look on your stainless steel appliances

Cleaning your precious appliances requires easy to use yet professional cleaning agent, to do that we recommend:

## Conditioning Oil for Stainless Steel Surfaces (Product code: 00311567)

- Keeps stainless steel appliances looking good
- Special oil protects against the build up of dirt and marks such as fingerprints
- Simply wipe over the surface
- Avoid using around appliance control markings
- Suitable to use on the stainless steel surfaces of Washer, Dryer, Dishwasher Refrigerator and Hood
- Volume: 100ml
- Price: HK\$210



## Conditioning Cloths for Stainless Steel Surfaces (Product code: 00311944)

- Leave attractive shiny finish on stainless steel surfaces
- Protect surface from further marks such as fingerprints
- Cloths are impregnated with special conditioning oil
- Avoid using around appliance control markings
- Suitable to use on the stainless steel surfaces of Washer, Dryer, Dishwasher, Refrigerator and Hood
- Each box contains 5 cloths individually packed
- Price: HK\$130





## Siemens Home Appliances Experience Centre

At its core, Siemens Home Appliances believes that life is full of possibilities. As modern living places greater emphasis on home and kitchen design, an efficient foundation means greater freedom in exploring the world.

As you personally progress from the Upper Ground Level through the rest of the Showroom, you'll experience the storied legacy of Siemens Home Appliances, culminating in an elegantly streamlined private show space on the Fifth Level that presents the iQ700 series in action. It is a visual catalogue displaying the full potential of the brand's 170-plus years of industry-leading experience, and a tradition of excellence and refined craftsmanship.

Making a life less ordinary for the end user, Siemens Home Appliances connects you with a world of timeless design, architectural aesthetics, innovation and foresight, allowing you to experience the future today. At the reimagined, state-of-the-art showroom in Central, consumers will be able to personally experience the end result of this dedication to excellence.



# Siemens Home Appliances Showroom




Some of the appliances pictured in this catalogue are not available in Hong Kong.

Model numbers and specifications are for reference only and are subject to change without prior notice. Siemens is continuously seeking to improve specification, design and production of its appliances and alterations may take place regularly. All descriptions and installation diagrams are intended as a guide only. For additional technical information, full dimensional and installation details, please refer to the instruction manual supplied with the appliance. Electrical and gas connections should only be made in accordance with the regulations of the national authorities.

Right of technical modification reserved, delivery subject to availability, colors of actual products may vary from illustrations.

©2018 by BSH Home Appliances Ltd. Reproduction, complete or in part, only with the express permission of the publisher.  
Printed in Hong Kong. 05.2018

Your dealer will be able to provide you with reliable information.



Scan QR code to browse brochure online



#### **BSH Home Appliances Limited**

BSH Home Appliances Group is a Trademark Licensee of Siemens AG

Siemens Home Appliances Showroom  
UG/F, Club Lusitano, 16 Ice House Street, Central, Hong Kong (main entrance on Duddell Street)  
Product Hotline: 2625 5577 (Hong Kong) /  
0800 030 (Macau local call only)  
Fax: 2565 6681  
E-mail: [siemens.hk.showroom@bshg.com](mailto:siemens.hk.showroom@bshg.com)

[www.siemens-home.bsh-group.com/hk](http://www.siemens-home.bsh-group.com/hk)



[facebook.com/SiemensHomeHongKong](https://facebook.com/SiemensHomeHongKong)