

POD301W

30-INCH SINGLE BUILT-IN OVEN

PROFESSIONAL COLLECTION



FEATURES & BENEFITS

- Specially crafted gray glass on stainless steel for a luxurious look and finish
- Designed for flexibility—standard or flush installation into kitchen cabinets
- Commercial style rotisserie with 12 pound capacity
- Multi-point Meat Probe to better capture temperature in roast and poultry
- Fast 2-hour self clean mode
- Fast preheat (around 7 minutes)



GENERAL PROPERTIES

Heating Modes

(16) Bake, Broil, Max Broil, Roast, Convection Bake, Convection Broil, Max Convection Broil, Convection Roast, Proof, Warm, Pizza, True Convection, Dehydrate, Speed Convection, Slow Roast, Rotisserie

Sabbath	Yes
Cleaning Type	Self Clean / Easy Clean
Telescopic Rack(s)	3
Illumination Type	Halogen
Interior Lights	2
Home Connect® (Wi-Fi Enabled)	Yes

OVEN PERFORMANCE

Bake Element	2,400 W
Broil Element	3,800 W / 1,000 W
Convection Element	2,000 W

TECHNICAL DETAILS

Watts	6,400 W
Circuit Breaker	30 A
Volts	240 / 208 V
Frequency	60 Hz
Plug Type	Fixed Connection, No Plug
Conduit	60" 4-Wire
Energy Source	Electric

DIMENSIONS & WEIGHT

Overall Appliance Dimensions (HxWxD)	29" x 29 3/4" x 24 1/2"
Trim Overlaps (Top – Sides – Bottom)	3/8" to 2" – 9/16" – 0"
Required Cutout Size (HxWxD) – Standard	27" – 28 5/8" x 28 1/2" x 23 1/2"
Required Cutout Size (HxWxD) – Flush	29 1/8" x 30" x 24 1/2"
Oven Cavity Size	4.5 cu. ft.
Overall Oven Interior Dimensions (HxWxD)	17 3/4" x 24" x 17 7/8"
Usable Oven Interior Dimensions (HxWxD)	13 1/2" x 21 5/8" x 16 1/4"
Net Weight	174 lbs

ACCESSORIES (INCLUDED)

3 Telescopic Racks, Multi-point Meat Probe, Rotisserie

ACCESSORIES (OPTIONAL)

Blue Knob Kit (2 piece)	WKNOBKT3W
-------------------------	-----------

WARRANTY

Limited Warranty Parts and Labor	2 Year
----------------------------------	--------

†To be fully ADA compliant, these units must be installed according to ADA guidelines. Please check current ADA requirements for guidance on installation.

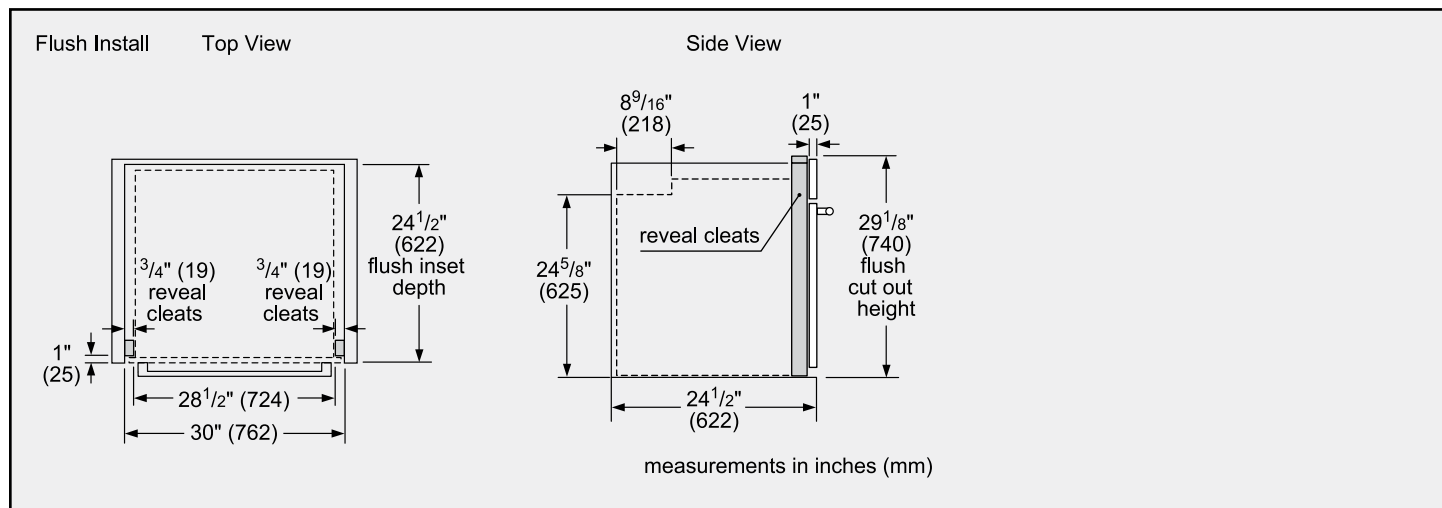
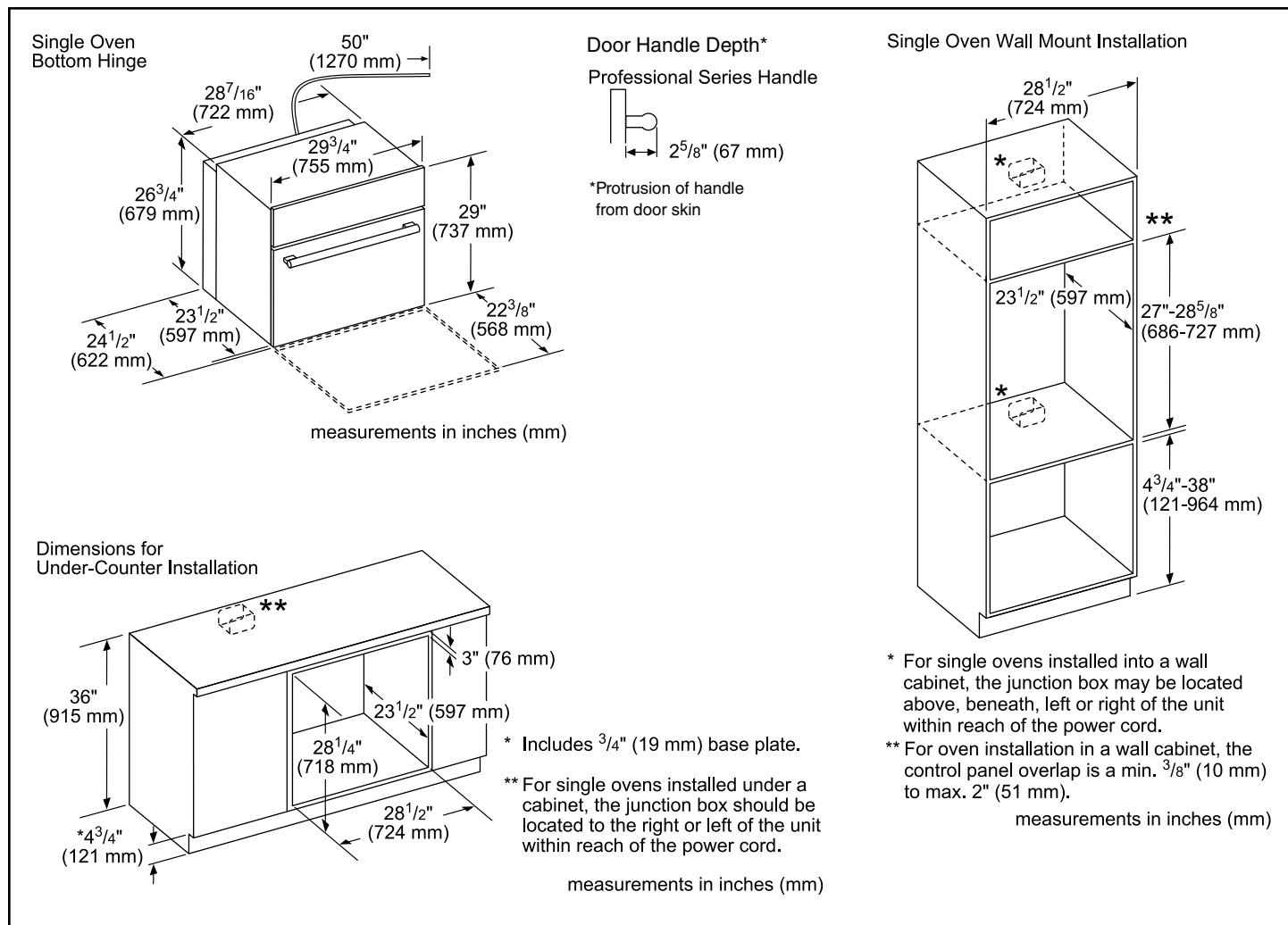
POD301W

30-INCH SINGLE BUILT-IN OVEN

PROFESSIONAL COLLECTION



INSTALLATION DETAILS



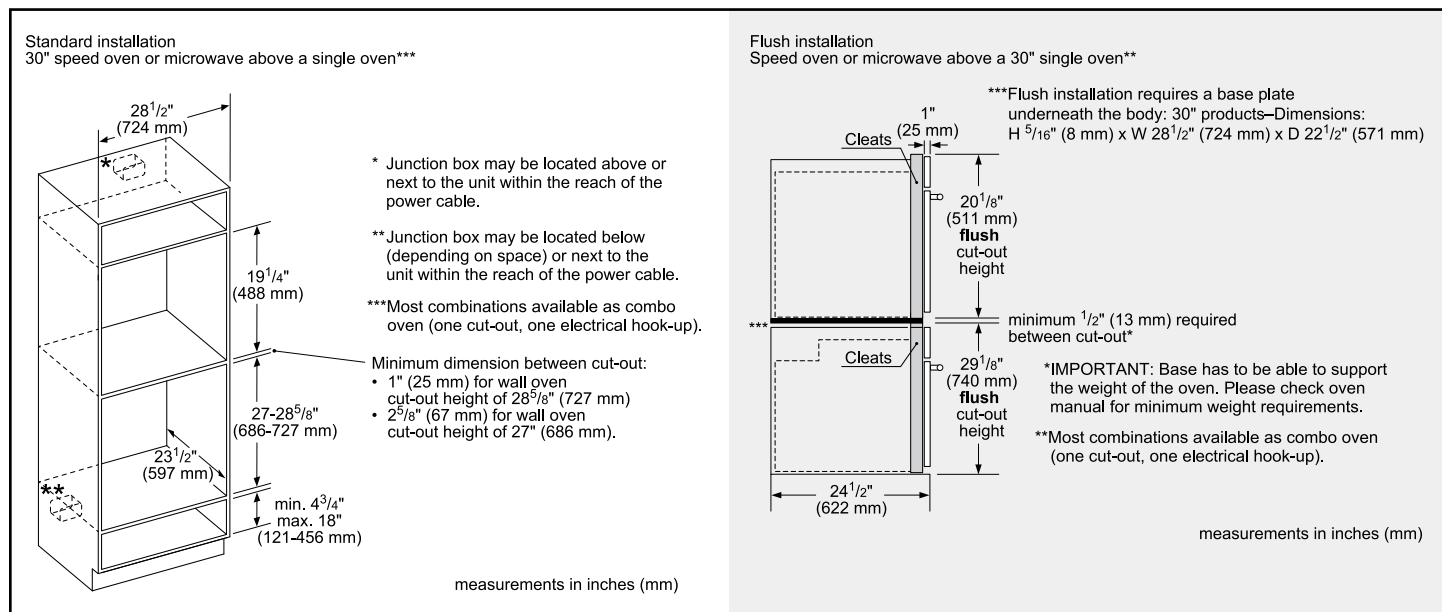
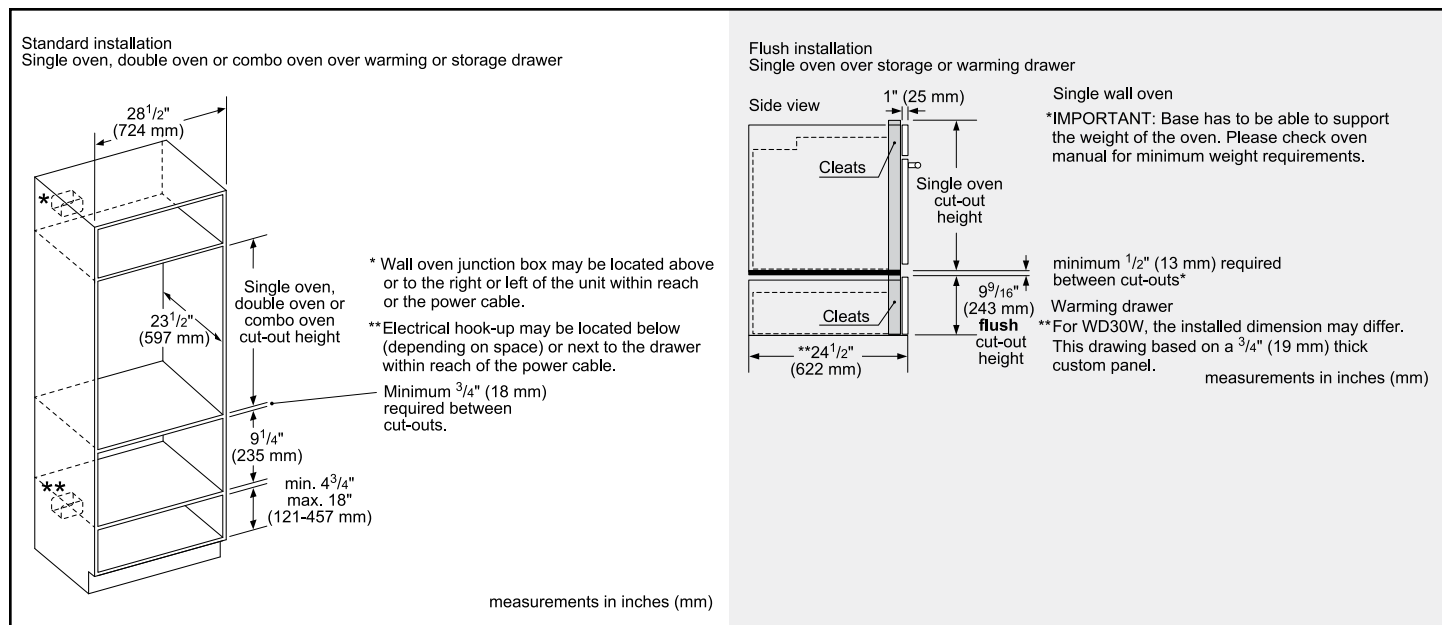
POD301W

30-INCH SINGLE BUILT-IN OVEN

PROFESSIONAL COLLECTION



INSTALLATION DETAILS



POD301W

30-INCH SINGLE BUILT-IN OVEN

PROFESSIONAL COLLECTION



INSTALLATION DETAILS

SIDE-BY-SIDE INSTALLATION – TOP VIEW

Standard

measurements in inches (mm)

IMPORTANT: When installing an oven in combination, a minimum distance between the ovens is required. Refer to the oven installation manual for all other measurements.

Flush

measurements in inches (mm)

Combination Type	A Left reveal cleat	B Right reveal cleat	C cut-out width	D cut-out width
Flush Bottom hinge	3/4" (19 mm)	3/4" (19 mm)	29 1/4" (743 mm)	29 1/4" (743 mm)
Flush Side Hinge (Left)	1 1/2" (38 mm)	N/A*	30" (762 mm)	N/A*
Flush Side Hinge (Right)	N/A*	1 1/2" (38 mm)	N/A*	30" (762 mm)

*Installation not recommended

measurements in inches (mm)

THERMADOR SIDE-BY-SIDE BUILT-IN OVEN COMBINATION GUIDE

The following **Ovens** are approved to be installed side-by-side in combination and the installation has been certified by CSA. This guide is only effective with the use of the Thermador built-in oven side-by-side accessory kit TWO30YS. The built-in oven side-by-side accessory kit is required for approved installation.

BUILT-IN OVENS	
Conventional Ovens*	Steam Ovens
ME301WS	MEDS301WS
MED301WS	PODS301WS
MED301LWS	MEDS301WS w/ SDS30WC
MED301RWS	PODS301WS w/ SDS30WC
PO301W	
POD301W	
POD301LW	
POD301RW	



*Conventional ovens with a serial number beginning with "FD009" require accessory kit TWO30YS for side-by-side installation with another oven or in combination with any other approved product. All parts in the kit may not be required. Refer to the Oven Installation Guide for additional information.

The following **Ovens** and **Drawers** are approved by BSH Home Appliances Corporation to be installed in combination. These products, identified in the table below, may be installed in combination with other cooking units. The suitability of the combination has not been evaluated by CSA.

BUILT-IN OVENS			
Conventional Ovens*	Steam Ovens	Microwave Ovens	Speed Ovens
ME301WS	MEDS301WS	MB30WS	MC30WS
MED301WS	PODS301WS	MB30WP	MC30WP
MED301LWS	MEDS301WS w/ SDS30WC	MB30WS w/ SD30WC	MC30WS w/ SD30WC
MED301RWS	PODS301WS w/ SDS30WC	MB30WP w/ SD30WC	MC30WP w/ SD30WC
PO301W		MB30WS w/ WD30WC	MC30WS w/ WD30WC
POD301W		MB30WP w/ WD30WC	MC30WP w/ WD30WC
POD301LW			
POD301RW			

These warranties give you specific legal rights and you may have other rights that vary from state to state. Limited warranty from date of delivery. For complete warranty details, refer to your Use & Care manual, or ask your dealer.

Specifications are for planning purposes only. Refer to installation instructions and consult your countertop supplier prior to making counter opening. Consult with a heating and ventilation engineer for your specific ventilation requirements. For the most detailed information, refer to installation instructions accompanying product or write to Thermador indicating the model number. Specifications are correct at time of printing. Thermador reserves the right to change product specifications or design without notice. Some models are certified for use in Canada. Thermador is not responsible for products that are transported from the U.S. for use in Canada.